

CHINO BASIN WATERMASTER



NOTICE OF MEETING

Thursday, May 16, 2024

9:00 a.m. – Advisory Committee Meeting

**CHINO BASIN WATERMASTER
ADVISORY COMMITTEE MEETING**

9:00 a.m. – May 16, 2024

Mr. Jeff Pierson, Chair

Ms. Courtney Jones, Vice-Chair

Mr. Brian Geye, Second Vice-Chair

At The Offices Of

Chino Basin Watermaster

9641 San Bernardino Road

Rancho Cucamonga, CA 91730

(Meeting can also be taken remotely via Zoom at this [link](#))

AGENDA

CALL TO ORDER

ROLL CALL

AGENDA – ADDITIONS/REORDER

I. CONSENT CALENDAR

All matters listed under the Consent Calendar are considered to be routine and non-controversial and will be acted upon by one motion in the form listed below. There will be no separate discussion on these items prior to voting unless any members, staff, or the public requests specific items be discussed and/or removed from the Consent Calendar for separate action.

A. MINUTES

Approve as presented:

Minutes of the Advisory Committee Meeting held on April 18, 2024 *(Page 1)*

B. FINANCIAL REPORTS

Receive and file as presented:

Monthly Financial Report for the Period Ended March 31, 2024 *(Page 7)*

C. APPLICATION FOR RECHARGE – FONTANA WATER COMPANY (MAR)

Recommend to the Watermaster Board to approve Fontana Water Company's Application for Recharge and direct Watermaster staff to account for this supplemental water recharge in Fontana Water Company's existing Local Supplemental account. *(Page 25)*

II. BUSINESS ITEMS

A. THIRD AMENDMENT TO TASK ORDER NO. 9 UNDER THE MASTER AGREEMENT FOR COLLABORATIVE RECHARGE PROJECTS (PROJECT 23A)

Approve of the Third Amendment to Task Order No.9 to increase the total budgeted cost. *(Page 45)*

B. WATERMASTER FISCAL YEAR 2024/25 PROPOSED BUDGET

Recommend Advisory Committee approval of the Watermaster Fiscal Year 2024/25 Proposed Budget as presented. *(Page 68)*

C. PSMJ STUDY (INFORMATION ONLY)

III. REPORTS/UPDATES

A. WATERMASTER LEGAL COUNSEL

1. May 31, 2024 Court Hearing (Watermaster 46th Annual Report; Semi-Annual OBMP Status Report 2023-2)
2. Court of Appeal Case No. E079052 (City of Chino, MVIC, MVWD, City of Ontario appeal re OAP Expenses and Attorney Fees)
3. Court of Appeal Consolidated Cases No. E080457 and E082127 (City of Ontario appeal re 2021-22 and 2022-23 Assessment Packages)
4. Court of Appeal Case No. E080533 (Cities of Chino, Ontario appeal re 2022-23 Watermaster budget expenses to support CEQA analysis)
5. Kaiser Permanente Lawsuit

B. ENGINEER

1. 2025 Safe Yield Reevaluation
2. Data Collection and Evaluation

C. GENERAL MANAGER

1. Other

D. INLAND EMPIRE UTILITIES AGENCY *(Page 67)*

1. Metropolitan Water District Activities Report (Written)
2. Water Supply Conditions (Written)
3. State and Federal Legislative Reports (Written)

E. METROPOLITAN MEMBER AGENCY REPORTS

IV. COMMITTEE MEMBER COMMENTS

V. OTHER BUSINESS

VI. CONFIDENTIAL SESSION - POSSIBLE ACTION

A Confidential Session may be held during the Advisory Committee meeting for the purpose of discussion and possible action.

VII. FUTURE MEETINGS AT WATERMASTER

05/16/24	Thu	9:00 a.m.	Advisory Committee
05/23/24	Thu	9:30 a.m.	Watermaster Orientation*
05/23/24	Thu	11:00 a.m.	Watermaster Board
05/28/24	Tue	9:00 a.m.	Groundwater Recharge Coordinating Committee (GRCC) (Held at IEUA offices)
05/29/24	Wed	2:00 p.m.	2025 Safe Yield Reevaluation Calibration #1
06/13/24	Thu	9:00 a.m.	Appropriative Pool Committee
06/13/24	Thu	11:00 a.m.	Non-Agricultural Pool Committee
06/13/24	Thu	1:30 p.m.	Agricultural Pool Committee
06/20/24	Thu	9:00 a.m.	Advisory Committee
06/27/24	Thu	9:30 a.m.	Watermaster Orientation*
06/27/24	Thu	11:00 a.m.	Watermaster Board

* The Watermaster Orientation series are held in person only with no remote access.

ADJOURNMENT

DRAFT MINUTES
CHINO BASIN WATERMASTER
ADVISORY COMMITTEE MEETING

April 18, 2024

The Advisory Committee meeting was held at the Chino Basin Watermaster offices located at 9641 San Bernardino Road, Rancho Cucamonga, CA, and via Zoom (conference call and web meeting) on April 18, 2024.

ADVISORY COMMITTEE MEMBERS PRESENT

• **AGRICULTURAL POOL COMMITTEE MEMBERS PRESENT AT WATERMASTER**

Jeff Pierson, Chair	Crops
Bob Feenstra	Dairy
Jimmy Medrano	State of California – CDCR

• **AGRICULTURAL POOL COMMITTEE MEMBERS PRESENT ON ZOOM**

Imelda Cadigal	State of California – CDCR
----------------	----------------------------

• **APPROPRIATIVE POOL COMMITTEE MEMBERS PRESENT AT WATERMASTER**

Courtney Jones, Vice-Chair	City of Ontario
Ron Craig	City of Chino Hills
Chris Diggs	City of Pomona
Amanda Coker for John Bosler	Cucamonga Valley Water District
Marty Zvirbulis	Fontana Union Water Company
Cris Fealy	Fontana Water Company
Chris Berch	Jurupa Community Services District
Justin Scott-Coe	Monte Vista Irrigation Company
Justin Scott-Coe	Monte Vista Water District
Marty Zvirbulis	Nicholson Family Trust
Brian Lee	San Antonio Water Company

• **APPROPRIATIVE POOL COMMITTEE MEMBERS PRESENT ON ZOOM**

Dave Crosley	City of Chino
Braden Yu	City of Upland
John Lopez	Santa Ana River Water Company

• **NON-AGRICULTURAL POOL COMMITTEE MEMBERS PRESENT AT WATERMASTER**

Brian Geye, Second Vice-Chair	California Speedway Corporation
-------------------------------	---------------------------------

• **NON-AGRICULTURAL POOL COMMITTEE MEMBERS PRESENT ON ZOOM**

Bob Bowcock	CalMat Co.
-------------	------------

WATERMASTER BOARD MEMBERS PRESENT ON ZOOM

Bill Velto	City of Upland
James Curatalo	Cucamonga Valley Water District
Bob Kuhn	Three Valleys Municipal Water District
Mike Gardner	Western Water

WATERMASTER STAFF PRESENT

Todd Corbin	General Manager
Edgar Tellez Foster	Water Resources Mgmt. & Planning Dir.
Anna Nelson	Director of Administration
Justin Nakano	Water Resources Technical Manager
Frank Yoo	Data Services and Judgment Reporting Mgr.
Daniela Uriarte	Senior Accountant

Alexandria Moore
Alonso Jurado
Ruby Favela
Jordan Garcia
Erik Vides
Rudy Nunez

Executive Assistant I/Board Clerk
Senior Field Operations Specialist
Administrative Assistant
Senior Field Operations Specialist
Field Operations Specialist
Office Specialist/Receptionist

WATERMASTER CONSULTANTS PRESENT AT WATERMASTER

Brad Herrema	Brownstein Hyatt Farber Schreck, LLP
Andy Malone	West Yost
Garrett Rapp	West Yost

WATERMASTER CONSULTANTS PRESENT ON ZOOM

Scott Nelsen	Eide Bailly, LLP
--------------	------------------

OTHERS PRESENT AT WATERMASTER

Chad Nishida	City of Ontario
Eduardo Espinoza	Cucamonga Valley Water District
Jimmie Moffatt	Cucamonga Valley Water District
Jiwon Seung	Cucamonga Valley Water District
Clifford Button	Jurupa Community Services District
Bryan Smith	Jurupa Community Services District
Matthew Litchfield	Three Valleys Municipal Water District

OTHERS PRESENT ON ZOOM

Gino Filippi	Agricultural Pool
Natalie Avila	City of Chino
Hye Jin Lee	City of Chino
Nicole deMoet	City of Upland
Michael Mayer	County of San Bernardino
Rob Hills	Cucamonga Valley Water District
Derek Hoffman	Fennemore Law
Ben Lewis	Golden State Water Company
Christiana Daisy	Inland Empire Utilities Agency
Eddie Lin	Inland Empire Utilities Agency
Michael Hurley	Inland Empire Utilities Agency
John Russ	Inland Empire Utilities Agency
Steve Smith	Inland Empire Utilities Agency
Carol Boyd	State of California – DOJ
Lewis Callahan	State of California – CDCR
Diana Frederick	State of California – CDCR
David De Jesus	Three Valleys Municipal Water District
Matt Litchfield	Three Valleys Municipal Water District
Nicole deMoet	West End Consolidated Water Company
Laura Roughton	Western Water
Mallory O’Conor	Western Water
Richard Rees	WSP USA

CALL TO ORDER

Chair Pierson called the Advisory Committee meeting to order at 9:00 a.m.

ROLL CALL

(00:00:45) Ms. Moore conducted the roll call and announced that a quorum was present.

AGENDA – ADDITIONS/REORDER

None

I. CONSENT CALENDAR

All matters listed under the Consent Calendar are considered to be routine and non-controversial and will be acted upon by one motion in the form listed below. There will be no separate discussion on these items prior to voting unless any members, staff, or the public requests specific items be discussed and/or removed from the Consent Calendar for separate action.

A. MINUTES

Approve as presented:

Minutes of the Advisory Committee Meeting held on March 21, 2024

B. FINANCIAL REPORTS

Receive and file as presented:

Monthly Financial Report for the Period Ended February 29, 2024

(00:04:45)

Motion by Mr. Ron Craig, seconded by Mr. Chris Diggs, Chair Pierson called for dissent, and none being noted, the motion was deemed passed unanimously among those present.

Moved to approve the Consent Calendar as presented.

II. BUSINESS ITEMS

FISCAL YEAR 2024/25 BUDGET PRESENTATION (INFORMATION ONLY)

(00:05:30) Mr. Corbin introduced Mr. Tellez and Ms. Uriarte to give a presentation. A discussion ensued.

(00:53:33)

Motion by Mr. Justin Scott-Coe, seconded by Ms. Courtney Jones, and passed unanimously by volume vote as attached to these minutes.

Moved to approve Business Item II.A., Consistent with Judgment ¶130 and the Advisory Committee mandate action taken on March 18, 2021, the Advisory Committee accepts submittal by Watermaster of its FY 2024/25 Proposed Budget. The Advisory Committee will review Watermaster's proposed budget and submit an approved budget to Watermaster for adoption as early as its May meeting.

III. REPORTS/UPDATES

A. WATERMASTER LEGAL COUNSEL

1. May 31, 2024 Court Hearing (Watermaster 46th Annual Report)
2. Court of Appeal Case No. E079052 (City of Chino, MVIC, MVWD, City of Ontario appeal re OAP Expenses and Attorney Fees)
3. Court of Appeal Consolidated Cases No. E080457 and E082127 (City of Ontario appeal re 2021- 22 and 2022-23 Assessment Packages)
4. Court of Appeal Case No. E080533 (Cities of Chino, Ontario appeal re 2022-23 Watermaster budget expenses to support CEQA analysis)
5. Kaiser Permanente Lawsuit

(01:09:52) Mr. Herrema stated that his report remained unchanged from those given at the Pool Committee meetings last week.

B. ENGINEER

1. Data Collection and Evaluation
2. 2025 Safe Yield Reevaluation
3. Maximum Benefit Annual Report

(01:10:01) Ms. Weamer stated that the Engineer's report remained unchanged from those given at the Pool Committee meetings last week.

C. GENERAL MANAGER

1. SWP Allocation
2. WM received on 4/16 a letter from MWD stating their intent to restart DYY deliveries before the end of the fiscal year. A meeting of the Operating Committee will be convened and it will be noticed to the parties when we have a date.
3. Other

(01:10:38) Mr. Corbin stated there was nothing new to report on item 1. On item 2, he reported that Watermaster received a letter on April 16, 2024 from MWD, stating their intent to restart DYY deliveries before the end of the fiscal year. He thanked everyone for their support with his transition as the new General Manager.

D. INLAND EMPIRE UTILITIES AGENCY

1. Metropolitan Water District Activities Report (Written)
2. Water Supply Conditions (Written)
3. State and Federal Legislative Reports (Written)

There was no oral report given.

E. METROPOLITAN MEMBER AGENCY REPORTS

(01:14:08) Mr. Litchfield with Three Valleys Municipal Water District gave an update on MWD Pure Water Southern California project; six member agencies currently have a non-binding letter of intent for 6,500 AF per year, MWD would like to exceed the original allotment and will inform stakeholders of any updates as they come.

IV. INFORMATION

1. Chino Airport and South Archibald Plumes Semi-Annual Status Reports

V. COMMITTEE MEMBER COMMENTS

(01:15:25) Mr. Chris Berch welcomed and congratulated Mr. Todd Corbin.

VI. OTHER BUSINESS

None

VII. CONFIDENTIAL SESSION – POSSIBLE ACTION

A Confidential Session may be held during the Advisory Committee meeting for the purpose of discussion and possible action.

None

ADJOURNMENT

Chair Pierson adjourned the Advisory Committee meeting at 10:17 a.m.

Secretary: _____

Approved: _____

Attachment:

1. 20240418 Volume Vote Outcome on Business Item II.A.

**QUORUM
MET?**

YES



2024 ADVISORY COMMITTEE VOLUME VOTE
Assessment Year 2023-2024 (Production Year 2022-2023)

Enter Y or N in Each Cell

Party	Present (Y/N)	Vote (Y/N)	Assigned	Reallocated	Available	Quorum	Total Yes
Minor 1	N	N	3.192	(3.192)	0.000	0.000	0.000
Minor 2	Y	Y	3.192	3.192	6.383	6.383	6.383
Chino Hills, City Of	Y	Y	2.666	0.000	2.666	2.666	2.666
Chino, City Of	Y	Y	4.507	0.000	4.507	4.507	4.507
Cucamonga Valley Water District	Y	Y	10.064	0.000	10.064	10.064	10.064
Fontana Union Water Company	Y	Y	4.371	0.000	4.371	4.371	4.371
Fontana Water Company	Y	Y	4.897	0.000	4.897	4.897	4.897
Jurupa Community Services District	Y	Y	5.429	0.000	5.429	5.429	5.429
Monte Vista Water District	Y	Y	6.199	0.000	6.199	6.199	6.199
Ontario, City Of	Y	Y	14.834	0.000	14.834	14.834	14.834
Pomona, City Of	Y	Y	13.396	0.000	13.396	13.396	13.396
Upland, City Of	Y	Y	2.254	0.000	2.254	2.254	2.254
AGRICULTURAL POOL	Y	Y	20.000	0.000	20.000	20.000	20.000
NON-AGRICULTURAL POOL	Y	Y	5.000	0.000	5.000	5.000	5.000
			100.000	0.000	100.000	100.000	100.000

CALCULATE
QUORUM

CALCULATE
VOTES

RESET ALL

RESET VOTES

"YES" VOTES
100.000%

"NO" VOTES
0.000%

PASSED



CHINO BASIN WATERMASTER

9641 San Bernardino Road, Rancho Cucamonga, CA 91730
Tel: 909.484.3888 www.cbwm.org

TODD M. CORBIN
General Manager

STAFF REPORT

DATE: May 2024
TO: Watermaster Committees & Board
SUBJECT: Monthly Financial Reports (For the Reporting Period Ended March 31, 2024) (Consent Calendar Item I.B.)

SUMMARY

Issue: Record of Monthly Financial Reports for the reporting period ended March 31, 2024) [Normal Course of Business]

Recommendation: Receive and file Monthly Financials Reports for the reporting period ended March 31, 2024) as presented.

Financial Impact: None.

Future Consideration

Advisory Committee – May 16, 2024: Receive and File

Watermaster Board – May 23, 2024: Receive and File

ACTIONS:

Appropriative Pool – May 9, 2024: Received and Filed

Non-Agricultural Pool – May 9, 2024: Received and Filed

Agricultural Pool – May 9, 2024: Received and Filed

Advisory Committee – May 16, 2024:

Watermaster Board – May 23, 2024:

Watermaster's function is to administer and enforce provisions of the Judgment and subsequent orders of the Court, and to develop and implement an Optimum Basin Management Program

BACKGROUND

A monthly reporting packet is provided to keep all members apprised of Watermaster revenues, expenditures, and other financial activity. Monthly reports include the following:

1. Cash Disbursements – Summarized report of all payments made during the reporting month.
2. Credit Card Expense Detail – Detail report of all credit card activity during the reporting month.
3. Combining Schedule of Revenues, Expenses & Changes in Net Assets – Detail report of all revenue and expense activity for the fiscal YTD, summarized by pool category.
4. Treasurer’s Report – Summary of Watermaster investments holdings and anticipated earnings as of month end.
5. Budget to Actual Report – Detail report of actual revenue and expense activity, shown for reporting month and YTD, comparatively to the adopted budget.
6. Monthly Variance Report & Supplemental Schedules – Supporting schedule providing explanation for major budget variances. Also provides several additional tables detailing pool fund balance, salaries expense, legal expense, and engineering expense.

DISCUSSION

Detailed explanation of major variances and other additional information can be found on the “Monthly Variance Report & Supplemental Schedules.”

Watermaster staff is happy to provide additional explanation or respond to any questions on these reports.

ATTACHMENTS

1. Monthly Financial Reports (March 31, 2024)



**Chino Basin Watermaster
Cash Disbursements
March 2024**

Date	Number	Vendor Name	Description	Amount
03/07/2024	24655	APPLIED COMPUTER TECHNOLOGIES	February database consulting services	\$ (4,250.00)
03/07/2024	24656	CALIFORNIA BANK & TRUST	Account ending 6198 - See detail attached	(2,986.82)
03/07/2024	24657	COSTCO MEMBERSHIP	Costco membership renewal	(120.00)
03/07/2024	24658	CUCAMONGA VALLEY WATER DISTRICT - UTILITY	Utilities: Water	(248.36)
03/07/2024	24659	CURATALO, JAMES		(1,875.00)
03/07/2024	24660	DE BOOM, NATHAN		(125.00)
03/07/2024	24661	EIDE BAILLY LLP	January accounting consulting services	(11,894.88)
03/07/2024	24662	ELIE, STEVEN		(250.00)
03/07/2024	24663	EMPOWER LAB	February coaching services	(500.00)
03/07/2024	24664	FEENSTRA, BOB		(1,375.00)
03/07/2024	24665	FILIPPI, GINO		(375.00)
03/07/2024	24666	FIRST LEGAL NETWORK LLC	Court filing services	(98.29)
03/07/2024	24667	FRONTIER COMMUNICATIONS	Office alarm services	(152.44)
03/07/2024	24668	GEYE, BRIAN		(625.00)
03/07/2024	24669	HARMONY PRESS	Annual report printing services	(2,235.78)
03/07/2024	24670	PIERSON, JEFFREY		(4,250.00)
03/07/2024	24671	R&D PEST SERVICES	March pest control services	(100.00)
03/07/2024	24672	SPECTRUM ENTERPRISE	March internet services	(1,105.40)
03/07/2024	24673	STATE COMPENSATION INSURANCE FUND	FY 24 Worker's compensation insurance	(2,768.91)
03/07/2024	24674	ULTIMATE STAFFING SERVICES	Temporary employment services	(1,223.65)
03/07/2024	24675	UNION 76	February fuel purchases	(130.30)
03/07/2024	24676	USAFACT, INC.	Pre-employment background check	(81.72)
03/07/2024	24677	VANGUARD CLEANING SYSTEMS	March janitorial service	(1,220.00)
03/07/2024	24678	VELTO, BILL		(250.00)
03/07/2024	24679	WAVE HR SOLUTIONS	February human resources services	(4,582.50)
03/08/2024	24680	TELLEZ-FOSTER, EDGAR	Toll road fee reimbursement	(31.14)
03/08/2024	24681	WATER UX, INC	Deposit for Data Portal Discovery & Launch MVP	(5,000.00)
03/11/2024	ACH3/11/24	CALPERS	March Medical Insurance Premiums	(12,224.18)
03/13/2024	24682	BROWNSTEIN HYATT FARBER SCHRECK	Independent counsel review services	(30,493.24)
03/13/2024	24683	CUCAMONGA VALLEY WATER DISTRICT	April lease	(11,727.00)
03/13/2024	24684	EGOSCUE LAW GROUP, INC.	February OAP legal services	(14,350.00)
03/14/2024	24685	ACWA JOINT POWERS INSURANCE AUTHORITY	April life insurance	(183.39)
03/14/2024	24686	BOWCOCK, ROBERT		(875.00)
03/14/2024	24687	CORELOGIC INFORMATION SOLUTIONS	February geographic package services	(125.00)
03/14/2024	24688	KAVOUNAS, PETER	Health and dental premium reimbursements	(1,722.48)
03/14/2024	24689	KUHN, BOB		(750.00)
03/14/2024	24690	LAW OFFICE OF ALLEN W. HUBSCH	March ONAP legal services	(3,213.00)
03/14/2024	24691	SOUTHERN CA EDISON	Utilities: Electric	(1,183.98)
03/14/2024	24692	ULTIMATE STAFFING SERVICES	Temporary employment services	(1,475.60)
03/14/2024	24693	WESTERN MUNICIPAL WATER DISTRICT		(500.00)
03/14/2024	24694	THRIVING EMPLOYER	Legal personnel matter services	(18,585.00)
03/14/2024	24695	BROWNSTEIN HYATT FARBER SCHRECK	February legal services	(101,185.65)
03/14/2024	24696	FEENSTRA, BOB		(1,000.00)
03/25/2024	ACH3/25/24	PUBLIC EMPLOYEES' RETIREMENT SYSTEM	Annual Unfunded Accrued Liability-Plan 3299	(9,902.00)
03/26/2024	24697	BAY ALARM COMPANY	Security alarm monitoring service	(177.87)
03/26/2024	24698	GREAT AMERICA LEASING CORP.	February copy machine lease	(1,464.61)
03/26/2024	24699	LEGAL SHIELD	March employee paid legal insurance	(145.45)
03/26/2024	24700	NAKANO, JUSTIN	RMPU lunch meeting reimbursement	(57.80)
03/26/2024	24701	PIERSON, JEFFREY		(3,500.00)
03/26/2024	24702	READY REFRESH	Office water dispenser lease	(190.46)
03/26/2024	24703	RUBEN LLAMAS		(125.00)
03/26/2024	24704	SANTA FE COFFEE ROASTER, INC	Coffee machine maintenance and descaling	(480.00)
03/26/2024	24705	SOCALGAS	Utilities: Gas	(192.76)
03/26/2024	24706	STANDARD INSURANCE CO.	February life and disability services	(824.97)
03/26/2024	24707	TOM DODSON & ASSOCIATES	February services - OBMP Update	(8,731.25)
03/26/2024	24708	ULTIMATE STAFFING SERVICES	Temporary employment services	(1,475.60)
03/26/2024	24709	UNITED HEALTHCARE	April dental insurance coverage	(706.83)
03/26/2024	24710	VC3, INC.	February IT services	(6,771.40)
03/26/2024	24711	VERIZON WIRELESS	Internet services and mobile broadband unlimited	(276.47)
03/29/2024	24712	CUCAMONGA VALLEY WATER DISTRICT - UTILITY	Utilities: Water	(236.59)
03/29/2024	24713	INLAND EMPIRE UTILITIES AGENCY	FY 23/24 Recharge water program debt service	(583,281.00)
03/29/2024	24714	SAN BERNARDINO COUNTY - DEPT. AIRPORTS	April rent for extensometer site	(172.00)



Chino Basin Watermaster
Cash Disbursements
March 2024

Date	Number	Vendor Name	Description	Amount
03/29/2024	24715	SOUTHERN CALIFORNIA EDISON	Utilities: Electric	(146.87)
03/29/2024	24716	STAPLES BUSINESS ADVANTAGE	Copy paper	(172.36)
03/29/2024	24717	ULTIMATE STAFFING SERVICES	Temporary employment services	(1,475.60)
03/29/2024	24718	VC3, INC.	Annual subscription - microsoft copilot	(1,056.39)
03/29/2024	24719	VERIZON WIRELESS	Mobile broadband unlimited	(38.01)
03/29/2024	24720	VISION SERVICE PLAN	April vision insurance coverage	(77.57)
Total for Month \$				(869,127.57)



Chino Basin Watermaster

Credit Card Expense Detail

March 2024

Date	Number	Description	Expense Account	Amount
03/07/2024	24656	CALIFORNIA BANK & TRUST		
		Breakfast Meeting - Ops - E. Tellez Foster, J. Nakano, A. Jurado, F. Yoo, J. Garcia, E. Vides	6141.3 · Admin Meetings	(73.84)
		Cancellation for cost saving- ACWA Conference Hotel - E. Tellez Foster	6191 · Conferences - General	1,067.40
		Lunch meeting - E. Tellez Foster and Marty Zvirbulis	8312 · Meeting Expenses	(38.40)
		Breakfast meeting- E. Tellez Foster and Chris Diggs	8312 · Meeting Expenses	(40.00)
		REV Subscription - Transcription Services	6112 · Subscriptions/Publications	(29.99)
		Staff lunch - Results through Relationships Training	6141.3 · Admin Meetings	(217.35)
		Cancelled Order - Staff Lunch Results through Relationships Training	6141.3 · Admin Meetings	217.35
		Rubio's Staff Lunch - Results through Relationships Training	6141.3 · Admin Meetings	(242.59)
		1099 Filings	6147 · Other Admin Expenses	(65.00)
		1099 Filings	6147 · Other Admin Expenses	(48.01)
		Staff Lunch - DEI Training	6141.3 · Admin Meetings	(199.39)
		LinkedIn Job Posting: General Manager Position	6112 · Subscriptions/Publications	(504.00)
		American Ground Water Trust Registration - A. Jurado, J. Nakano, E. Vides, J. Garcia	6191 · Conferences - General	(720.00)
		LinkedIn Job Posting: General Manager Position	6112 · Subscriptions/Publications	(15.43)
		Misc. Office Supplies	6031.7 · General Office Supplies	(14.86)
		Misc. Office Supplies	6031.7 · General Office Supplies	(186.94)
		Misc. Office Supplies	6031.7 · General Office Supplies	(267.94)
		Defibrillator Replacement Pads	6031.7 · General Office Supplies	(76.62)
		HRIS and Timekeeping System	6061.2 · HRIS System	(227.59)
		Misc. Office Supplies	6031.7 · General Office Supplies	(62.09)
		Misc. Office Supplies	6031.7 · General Office Supplies	(37.52)
		Misc. Office Supplies	6031.7 · General Office Supplies	(254.18)
		Misc. Office Supplies	6031.7 · General Office Supplies	(164.66)
		Standing Desk - D. Uriarte	6038 · Other Office Equipment	(172.38)
		LinkedIn - Premium Monthly Subscription	6112 · Subscriptions/Publications	(39.99)
		Misc. Office Supplies	6031.7 · General Office Supplies	(56.45)
		Board Orientation Meeting	6312 · Meeting Expenses	(25.99)
		Shipping of Guidance Document binder - Lewis Callahan	6042 · Postage - General	(19.90)
		Standing Desks - R. Favela Quintero, A. Moore	6038 · Other Office Equipment	(317.31)
		Board Meeting Package - Steve Elie, Jeff Pierson	6042 · Postage - General	(85.44)
		Misc. Office Supplies	6031.7 · General Office Supplies	(67.71)
Total for Month				\$ (2,986.82)



Chino Basin Watermaster

Combining Schedule of Revenues, Expenses & Changes in Net Assets For the Period of July 1, 2023 through March 31, 2024

	JUDGMENT ADMIN.	OPTIMUM BASIN MGMT.	TOTAL JUDGMENT ADMIN & OBMP	POOL ADMINISTRATION & SPECIAL PROJECTS			GROUND WATER REPLENISH.	GRAND TOTALS	ADOPTED BUDGET 2023-2024
				AP POOL	OAP POOL	ONAP POOL			
Administrative Revenues:									
Administrative Assessments	\$ 5,636,711	\$ 3,678,686	\$ 9,315,397	\$ 646,000	\$ -	\$ 31,000	\$ -	\$ 9,992,397	\$ 9,314,915
Interest Revenue	-	349,026	349,026	11,920	42,488	2,057	33,433	438,924	312,500
Groundwater Replenishment	-	-	-	-	-	-	349,825	349,825	-
Mutual Agency Project Revenue	186,412	-	186,412	-	-	-	-	186,412	186,412
Miscellaneous Income	-	-	-	-	-	-	-	-	-
Total Administrative Revenues	5,823,123	4,027,712	9,850,835	657,920	42,488	33,057	383,258	10,967,558	9,813,827
Administrative & Project Expenditures:									
Watermaster Administration	3,022,058	-	3,022,058	-	-	-	-	3,022,058	2,993,430
Watermaster Board-Advisory Committee	217,020	-	217,020	-	-	-	-	217,020	366,923
Optimum Basin Mgmt Administration	-	730,781	730,781	-	-	-	-	730,781	1,215,309
OBMP Project Costs	-	2,914,565	2,914,565	-	-	-	-	2,914,565	5,409,723
Pool Legal Services	-	-	-	-	105,911	17,448	-	123,358	241,578
Pool Meeting Compensation	-	-	-	-	35,500	5,000	-	40,500	45,807
Pool Special Projects	-	-	-	-	9,357	-	-	9,357	-
Pool Administration	-	-	-	-	-	-	-	-	327,067
Debt Service	-	583,281	583,281	-	-	-	-	583,281	1,665,475
Agricultural Expense Transfer ¹	-	-	-	150,768	(150,768)	-	-	-	-
Total Administrative Expenses	3,239,078	4,228,627	7,467,705	150,768	-	22,448	-	7,640,920	12,265,312
Net Ordinary Income	2,584,045	(200,915)	2,383,130	507,152	42,488	10,609	383,258	3,326,638	(2,451,485)
Other Income/(Expense)									
Replenishment Water Assessments	-	-	-	-	-	-	(1,920,791)	(1,920,791)	-
Refund-Basin O&M Expenses	(1,542,183)	-	(1,542,183)	-	-	-	-	(1,542,183)	-
Refund-Recharge Debt Service	-	-	-	-	-	-	-	-	-
Net Other Income/(Expense)	(1,542,183)	-	(1,542,183)	-	-	-	(1,920,791)	(3,462,973)	-
Net Transfers To/(From) Reserves	\$ 1,041,863	\$ (200,915)	\$ 840,947	\$ 507,152	\$ 42,488	\$ 10,609	\$ (1,537,533)	\$ (136,336)	\$ (2,451,485)
Net Assets, July 1, 2023			9,768,099	41,205	1,343,226	57,841	1,715,286	12,925,657	
Net Assets, End of Period			10,609,046	548,357	1,385,714	68,450	177,753	12,789,321	
Pool Assessments Outstanding ²				(238,028)	(731,123)	-			
Pool Fund Balance				\$ 310,330	\$ 654,592	\$ 68,450			

¹ Fund balance transfer as agreed to in the Peace Agreement.

² Outstanding balance of Pool Special Assessments



Chino Basin Watermaster

Treasurer's Report

March 2024

	Type	Monthly Yield	Cost	Market	% Total
Cash & Investments					
Local Agency Investment Fund (LAIF) *	Investment	4.23%	\$ 625,025	\$ 621,394	4.4%
CA CLASS Prime Fund **	Investment	5.42%	12,649,785	12,648,084	88.7%
Bank of America	Checking		994,987	994,987	7.0%
Bank of America	Payroll		-	-	0.0%
Total Cash & Investments			\$ 14,269,796	\$ 14,264,465	100.0%

* The LAIF Market Value factor is updated quarterly in September, December, March, and June.

** The CLASS Prime Fund Net Asset Value factor is updated monthly.

Certification

I certify that (1) all investment actions executed since the last report have been made in full compliance with Chino Basin Watermaster's Investment Policy, and (2) Funds on hand are sufficient to meet all foreseen and planned administrative and project expenditures for the next six months.

Anna Nelson, Director of Administration

Prepared By:

Daniela Uriarte, Senior Accountant



Chino Basin Watermaster

Budget to Actual

For the Period July 1, 2023 to March 31, 2024

	March 2024	YTD Actual	FY 24 Adopted Budget	\$ Over / (Under) Budget	% of Budget
1 Administration Revenue					
2 Local Agency Subsidies	\$ -	\$ 186,412	\$ 186,412	\$ -	100%
3 Admin Assessments-Appropriative Pool	-	9,669,482	8,886,165	783,317	109%
4 Admin Assessments-Non-Ag Pool	-	322,914	428,750	(105,836)	75%
5 Total Administration Revenue	-	10,178,809	9,501,327	677,482	107%
6 Other Revenue					
7 Appropriative Pool-Replenishment	-	335,840	-	335,840	N/A
8 Non-Ag Pool-Replenishment	-	13,985	-	13,985	N/A
9 Interest Income	60,582	438,924	312,500	126,424	140%
10 Miscellaneous Income	-	-	-	-	N/A
11 Total Other Revenue	60,582	788,749	312,500	476,249	252%
12 Total Revenue	60,582	10,967,558	9,813,827	1,153,731	112%
13 Judgment Administration Expense					
14 Judgment Administration	22,605	290,618	721,698	(431,080)	40%
15 Admin. Salary/Benefit Costs	72,758	1,488,470	1,413,610	74,860	105%
16 Office Building Expense	18,266	158,564	208,510	(49,946)	76%
17 Office Supplies & Equip.	1,614	36,694	49,438	(12,744)	74%
18 Postage & Printing Costs	2,069	21,756	33,806	(12,050)	64%
19 Information Services	17,623	116,333	199,818	(83,485)	58%
20 Contract Services	18,658	132,828	60,200	72,628	221%
21 Watermaster Legal Services	102,247	714,984	565,964	149,020	126%
22 Insurance	-	46,256	50,468	(4,212)	92%
23 Dues and Subscriptions	1,246	37,408	40,027	(2,619)	93%
24 Watermaster Administrative Expenses	411	6,742	7,550	(808)	89%
25 Field Supplies	748	1,331	3,200	(1,869)	42%
26 Travel & Transportation	2,323	18,224	29,570	(11,346)	62%
27 Training, Conferences, Seminars	1,254	39,280	50,400	(11,120)	78%
28 Advisory Committee Expenses	1,514	31,402	105,823	(74,421)	30%
29 Watermaster Board Expenses	34,945	185,618	261,100	(75,482)	71%
30 ONAP - WM & Administration	4,074	24,472	106,194	(81,722)	23%
31 OAP - WM & Administration	3,815	32,322	108,700	(76,378)	30%
32 Appropriative Pool- WM & Administration	3,784	56,079	112,173	(56,094)	50%
33 Allocated G&A Expenditures	(22,545)	(200,303)	(440,829)	240,526	45%
34 Total Judgment Administration Expense	287,408	3,239,078	3,687,420	(448,342)	88%
35 Optimum Basin Management Plan (OBMP)					
36 Optimum Basin Management Plan	59,133	730,781	1,215,309	(484,528)	60%
37 Groundwater Level Monitoring	37,791	282,278	459,625	(177,347)	61%
38 Program Element (PE)2- Comp Recharge	313,308	1,173,073	1,672,577	(499,504)	70%
39 PE3&5-Water Supply/Desalte	11,906	37,978	105,677	(67,699)	36%
40 PE4- Management Plan	37,004	278,288	817,643	(539,355)	34%
41 PE6&7-CoopEfforts/SaltMgmt	50,715	414,753	1,117,623	(702,870)	37%
42 PE8&9-StorageMgmt/Conj Use	40,148	518,892	795,750	(276,858)	65%
43 Recharge Improvements	583,281	583,281	1,665,475	(1,082,194)	35%
44 Administration Expenses Allocated-OBMP	13,173	104,334	222,160	(117,826)	47%
45 Administration Expenses Allocated-PE 1-9	9,373	104,969	218,669	(113,700)	48%
46 Total OBMP Expense	1,155,831	4,228,627	8,290,508	(4,061,880)	51%
47 Pool Administration					
48 Appropriative Pool-Legal Services	-	-	-	-	N/A
49 OAP Legal & Technical Services	14,350	105,911	186,612	(80,701)	57%
50 OAP Meeting Compensation	7,875	35,500	40,932	(5,432)	87%
51 OAP Expense - Special Projects	-	9,357	-	9,357	N/A
52 ONAP - Legal Services	3,213	17,448	54,966	(37,518)	32%
52 ONAP - Meeting Compensation	875	5,000	4,875	125	103%
53 Total Pool Administration	26,313	173,215	287,384	(114,169)	60%
55 Other Expense					
56 Groundwater Replenishment	-	1,920,791	-	1,920,791	N/A
57 Reserve Refunds	-	1,542,183	-	1,542,183	N/A
58 Total Other Expense	-	3,462,973	-	3,462,973	N/A
59 Total Expenses	1,469,552	11,103,894	12,265,312	(1,161,418)	91%
60 Increase / (Decrease) to Reserves	\$ (1,408,970)	\$ (136,336)	\$ (2,451,485)	\$ 2,315,149	



Chino Basin Watermaster

Monthly Variance Report & Supplemental Schedules

For the period July 1, 2023 to March 31, 2024

Budget to Actual

The Budget to Actual report summarizes the operating and non-operating revenues and expenses of Chino Basin Watermaster for the fiscal year-to-date (YTD). Columns are included for current monthly and YTD activity shown comparatively to the FY 24 adopted budget. The final two columns indicate the amount over or under budget, and the YTD percentage of total budget used. As of March 31st, the target budget percentage is generally 75%.

Revenues

Lines 1-5 Administration Revenue – Includes local agency subsidies and administrative assessment for the appropriative, agricultural and non-agricultural pools. Below is a summary of notable account variances at month end:

- Line 2 Local Agency Subsidies is at 100% of budget due to annual administrative assessment received from Metropolitan Water District.
- Lines 3-4 Administrative Assessments for the Agricultural and Non-Agricultural pools include annual assessment invoices issued in November of each year, as well as special assessments issued at the direction of the respective pools. The Appropriative pool line is over budget due to changes in actual versus projected production, and special assessments issued.

Lines 6-11 Other Revenue – Includes pool replenishment assessments, interest income and other miscellaneous income.

Expenses

Lines 13-34 Judgment Administration Expense – Includes Watermaster general administrative expenses, contract services, insurance, office and other administrative expenses. Below is a summary of notable account variances at month end:

- Line 15 Admin Salary/Benefit Costs includes wages and benefits for Watermaster administrative staff. YTD is over budget due to vacation, sick time, and severance payouts.
- Line 20 Contract Services includes outside services for the annual audit report, HR consulting, court filings, and accounting consulting. YTD is over budget due to increased consulting services not anticipated in the budget. These increased consulting service costs should be offset by savings in administrative salaries and benefits.
- Line 22 Insurance includes general liability insurance, directors' and officers' liability, municipalities coverage, environmental pollution liability and other various insurance policies. YTD is at 92% of budget due to the timing of annual renewals for the directors' and officers' policy and municipalities coverage.
- Line 23 Dues and Subscriptions is at 93% of budget due to the timing of annual dues for ACWA, SHRM, and CA Groundwater Coalition.
- Line 24 Watermaster Administrative Expenses include meeting expenses and supplies for admin, committee, and other meetings. YTD is at 89% due to increased meeting activity.
- Line 27 Training, Conferences, Seminars is at 78% of budget due to the timing of conferences and increased employee training expenses not anticipated in the budget.

Lines 35-46 Optimum Basin Management Plan (OBMP) Expense – Includes legal, engineering, groundwater level monitoring, allocated administrative expenses, and other expenses.

Lines 47-53 Pool Administration Expenses – Includes expense activity relating to pool specific fund balances. These include legal services for each pool, Ag pool meeting compensation, and Ag pool special projects.



Chino Basin Watermaster Monthly Variance Report & Supplemental Schedules For the period July 1, 2023 to March 31, 2024

Lines 55-58 Other Expense – Includes groundwater replenishment, and various refunds as appropriate. YTD activity includes refunds for prior year recharge basin O&M expenses and excess reserves.



Chino Basin Watermaster

Monthly Variance Report & Supplemental Schedules

For the period July 1, 2023 to March 31, 2024

Pool Services Fund Accounting

Each Pool has a fund account created to pay their own legal service invoices. The legal services invoices are funded and paid using the fund accounts (8467 for the Overlying Agricultural Pool (OAP), 8567 for the Overlying Non-Agricultural Pool (ONAP), and 8367 for the Appropriate Pool (AP)). Along with the legal services fund account for the OAP (8467), the OAP also has two other fund accounts for Ag Pool Meeting Attendance expenses (8470), and Special Projects expenses (8471). The ONAP also have a meeting compensation fund account (8511) Additionally, the OAP has a reserve fund that is held by Watermaster and spent at the direction of the OAP. The AP also has an account 8368 relating to the Tom Harder contract. These fund accounts are replenished at the direction of each Pool, and the legal service invoices are approved by the Pool leadership and when paid by Watermaster, are deducted from the existing fund account balances. If the fund account for any pool reaches zero, no further payments can be paid from the fund and a replenishment action must be initiated by the pool.

The following tables detail the fund balance accounts as of March 31, 2024 (continued next page):

Fund Balance For Non-Agricultural Pool Account 8567 - Legal Services	Fund Balance For Appropriate Pool Account 8367 - Legal Services
Beginning Balance July 1, 2023: \$ 56,965.90	Beginning Balance July 1, 2023: \$ (12,415.36)
Additions:	Additions:
Interest Earnings 2,056.68	Interest Earnings 11,919.93
Payments received on ONAP Assessment invoices issued 11/18/23 25,000.00	Payments received on AP Pool Assessment invoices issued 10/30/23 178,107.17
Subtotal Additions: 27,056.68	Subtotal Additions: 190,027.10
Reductions:	Reductions:
Invoices paid July 2023 - March 2024 (17,447.50)	Invoices paid July 2023 - March 2024 -
Budget Transfers (2,000.00)	Subtotal Reductions: -
Subtotal Reductions: (19,447.50)	Subtotal Reductions: -
Available Fund Balance as of March 31, 2024 \$ 64,575.08	Available Fund Balance as of March 31, 2024 \$ 177,611.74

Fund Balance For Non-Agricultural Pool Account 8511 - Meeting Compensation	Fund Balance For Appropriate Pool Account 8368 - Tom Harder Contract
Beginning Balance July 1, 2020: \$ 875.00	Beginning Balance July 1, 2023: \$ -
Additions:	Additions:
Payments received on ONAP Assessment invoices issued 11/18/23 6,000.00	Interest Earnings -
Budget Transfers 2,000.00	Payments received on AP Pool Assessment invoices issued 10/30/23 20,577.61
Subtotal Additions: 8,000.00	Subtotal Additions: 20,577.61
Reductions:	Reductions:
Compensation paid July 2023 - March 2024 (5,000.00)	Invoices paid July 2023 - March 2024 -
Subtotal Reductions: (5,000.00)	Subtotal Reductions: -
Available Fund Balance as of March 31, 2024 \$ 3,875.00	Available Fund Balance as of March 31, 2024 \$ 20,577.61



Chino Basin Watermaster

Monthly Variance Report & Supplemental Schedules

For the period July 1, 2023 to March 31, 2024

Pool Services Fund Accounting – Cont.

Fund Balance for Agricultural Pool
Account 8467 - Legal Services

Beginning Balance July 1, 2023:	\$ 41,675.63
Additions:	
Payments received on AP Pool Assessment invoices issued 10/30/23	144,935.99
Total Additions:	<u>144,935.99</u>
Reductions:	
Invoices paid July 2023 - March 2024	<u>(105,910.50)</u>
Subtotal Reductions:	<u>(105,910.50)</u>
Available Fund Balance as of March 31, 2024	<u>\$ 80,701.12</u>

Agricultural Pool Reserve Funds
As shown on the Combining Schedules

Beginning Balance July 1, 2023:	\$ 612,103.32
Additions:	
YTD Interest earned on Ag Pool Funds FY 24	42,488.25
Transfer of Funds from AP to Special Fund for Legal Service Invoices	<u>105,910.50</u>
Total Additions:	<u>148,398.75</u>
Reductions:	
Legal service invoices paid July 2023 - March 2024	<u>(105,910.50)</u>
Total Reductions	<u>(105,910.50)</u>
Agricultural Pool Reserve Funds Balance as of Mar. 31, 2024:	<u>\$ 654,591.57</u>

Fund Balance For Agricultural Pool
Account 8470 - Meeting Compensation

Beginning Balance July 1, 2023:	\$ 950.98
Additions:	
Payments received on AP Pool Assessment invoices issued 10/30/23	28,987.20
Budget Transfers ¹	<u>10,993.67</u>
Subtotal Additions:	<u>39,980.87</u>
Reductions:	
Compensation paid July 2023 - March 2024	<u>(35,500.00)</u>
Subtotal Reductions:	<u>(35,500.00)</u>
Available Fund Balance as of March 31, 2024	<u>\$ 5,431.85</u>

Fund Balance For Agricultural Pool
Account 8471 - Special Projects

Beginning Balance July 1, 2023:	\$ 10,993.67
Additions:	
Payments received on AP Pool Assessment invoices issued 10/30/23	<u>35,364.38</u>
Subtotal Additions:	<u>35,364.38</u>
Reductions:	
Invoices paid July 2023 - March 2024	(9,357.00)
Budget Transfers ¹	<u>(10,993.67)</u>
Subtotal Reductions:	<u>(20,350.67)</u>
Available Fund Balance as of March 31, 2024	<u>\$ 26,007.38</u>

¹Per action taken at September pool committee meeting.

¹Per action taken at September pool committee meeting.



Chino Basin Watermaster

Monthly Variance Report & Supplemental Schedules

For the period July 1, 2023 to March 31, 2024

Watermaster Salary Expenses

The following table details the Year-To-Date (YTD) Actual Watermaster burdened salary costs compared to the FY 24 adopted budget. The “\$ Over Budget” and the “% of Budget” columns are a comparison of the YTD actual to the annual budget. As of March 31st, the target budget percentage is generally 75%.

	Year to Date Actual	FY 23-24 Budget	\$ Over / (Under) Budget	% of Budget
WM Salary Expense				
5901.1 · Judgment Admin - Doc. Review	26,429	82,794	(56,365)	31.9%
5901.3 · Judgment Admin - Field Work	2,314	7,760	(5,446)	29.8%
5901.5 · Judgment Admin - General	50,594	60,129	(9,535)	84.1%
5901.7 · Judgment Admin - Meeting	9,718	2,633	7,085	369.1%
5901.9 · Judgment Admin - Reporting	1,324	31,033	(29,709)	4.3%
5910 · Judgment Admin - Court Coord./Attendar	8,774	19,098	(10,324)	45.9%
5911 · Judgment Admin - Exhibit G	1,592	2,370	(778)	67.2%
5921 · Judgment Admin - Production Monitorin	2,892	11,322	(8,430)	25.5%
5931 · Judgment Admin - Recharge Application	-	4,634	(4,634)	0.0%
5941 · Judgment Admin - Reporting	530	1,316	(786)	40.3%
5951 · Judgment Admin - Rules & Regs	-	12,726	(12,726)	0.0%
5961 · Judgment Admin - Safe Yield	1,049	26,330	(25,281)	4.0%
5971 · Judgment Admin - Storage Agreements	2,081	4,739	(2,658)	43.9%
5981 · Judgment Admin - Water Accounting/Da	86,300	109,793	(23,493)	78.6%
5991 · Judgment Admin - Water Transactions	3,550	8,688	(5,138)	40.9%
6011.11 · WM Staff - Overtime	8,805	15,000	(6,195)	58.7%
6011.4 · 457(f) NQDC Plan	18,494	55,467	(36,973)	33.3%
6011.10 · Admin - Accounting	154,277	367,685	(213,408)	42.0%
6011.15 · Admin - Building Admin	3,900	18,359	(14,459)	21.2%
6011.20 · Admin - Conference/Seminars	23,071	57,083	(34,012)	40.4%
6011.25 · Admin - Document Review	659	6,846	(6,187)	9.6%
6011.50 · Admin - General	340,557	569,850	(229,293)	59.8%
6011.60 · Admin - HR	70,035	43,489	26,546	161.0%
6011.70 · Admin - IT	36,597	53,975	(17,378)	67.8%
6011.80 · Admin - Meeting	33,352	90,440	(57,088)	36.9%
6011.90 · Admin - Team Building	7,612	41,304	(33,692)	18.4%
6011.95 · Admin - Training (Give/Receive)	20,437	34,312	(13,875)	59.6%
6017 · Temporary Services	28,757	24,000	4,757	119.8%
6201 · Advisory Committee	21,895	55,149	(33,254)	39.7%
6301 · Watermaster Board	69,765	61,818	7,947	112.9%
8301 · Appropriative Pool	31,620	53,761	(22,141)	58.8%
8401 · Agricultural Pool	10,403	51,549	(41,146)	20.2%
8501 · Non-Agricultural Pool	6,888	50,443	(43,555)	13.7%
6901.1 · OBMP - Document Review	25,652	89,136	(63,484)	28.8%
6901.3 · OBMP - Field Work	1,858	7,003	(5,145)	26.5%
6901.5 · OBMP - General	82,618	124,049	(41,431)	66.6%
6901.7 · OBMP - Meeting	24,777	57,589	(32,812)	43.0%
6901.9 · OBMP - Reporting	5,443	2,370	3,073	229.7%
7104.1 · PE1 - Monitoring Program	112,844	171,515	(58,671)	65.8%
7201 · PE2 - Comprehensive Recharge	32,147	57,925	(25,778)	55.5%
7301 · PE3&5 - Water Supply/Desalter	-	4,791	(4,791)	0.0%
7301.1 · PE5 - Reg. Supply Water Prgm.	-	2,633	(2,633)	0.0%
7401 · PE4 - MZ1 Subsidence Mgmt. Plan	802	13,055	(12,253)	6.1%
7501 · PE6 - Coop. Programs/Salt Mgmt.	4,450	8,027	(3,577)	55.4%
7501.1 · PE 7 - Salt Nutrient Mgmt. Plan	1,114	6,582	(5,468)	16.9%
7601 · PE8&9 - Storage Mgmt./Recovery	3,342	11,217	(7,875)	29.8%
Subtotal WM Staff Costs	1,379,317	2,591,787	(1,212,470)	53%
60184.1 · Administrative Leave	15,428	6,799	8,629	226.9%
60185 · Vacation	149,950	119,130	30,820	125.9%
60185.1 · Comp Time	1,194	-	1,194	100.0%
60186 · Sick Leave	-	-	-	0.0%
60187 · Holidays	-	-	-	0.0%
Subtotal WM Paid Leaves	166,572	125,929	40,643	132%
Total WM Salary Costs	1,545,889	2,717,716	(1,171,827)	56.9%



Chino Basin Watermaster

Monthly Variance Report & Supplemental Schedules

For the period July 1, 2023 to March 31, 2024

Engineering

The following table details the Year-To-Date (YTD) Actual Engineering costs compared to the FY 24 adopted budget. The “\$ Over Budget” and the “% of Budget” columns are a comparison of the YTD actual to the annual budget. As of March 31st, the target budget percentage is generally 75%.

	Year to Date Actual	FY 23-24 Budget	\$ Over / (Under) Budget	% of Budget
Engineering Services Costs				
5901.8 · Judgment Admin - Meetings-Engineering Services	\$ -	\$ 45,097	\$ (45,097)	0.0%
5906.1 · Judgment Admin - Watermaster Model Update	-	41,235	(41,235)	0.0%
5906.71 · Judgment Admin - Data Requests-CBWM Staff	43,971	126,204	(82,234)	34.8%
5906.72 · Judgment Admin - Data Requests-Non-CBWM Staff	6,276	42,832	(36,556)	14.7%
5925 · Judgment Admin - Ag Production & Estimation	22,928	34,376	(11,449)	66.7%
5935 · Judgment Admin - Mat'l Physical Injury Requests	3,131	36,072	(32,941)	8.7%
5945 · Judgment Admin - WM Annual Report Preparation	11,671	15,416	(3,745)	75.7%
5965 · Judgment Admin - Support Data Collection & Mgmt Process	5,496	36,336	(30,841)	15.1%
6206 · Advisory Committee Meetings-WY Staff	5,686	23,466	(17,780)	24.2%
6306 · Watermaster Board Meetings-WY Staff	20,699	23,466	(2,767)	88.2%
8306 · Appropriative Pool Meetings-WY Staff	16,549	23,467	(6,918)	70.5%
8406 · Agricultural Pool Meetings-WY Staff	14,187	23,466	(9,279)	60.5%
8506 · Non-Agricultural Pool Meetings-WY Staff	9,852	23,466	(13,614)	42.0%
6901.8 · OBMP - Meetings-WY Staff	37,692	45,096	(7,404)	83.6%
6901.95 · OBMP - Reporting-WY Staff	53,194	57,316	(4,123)	92.8%
6906 · OBMP Engineering Services - Other	27,295	46,992	(19,697)	58.1%
6906.26 · 2020 OBMP Update	4,508	24,016	(19,508)	18.8%
7104.3 · Grdwtr Level-Engineering	167,424	256,445	(89,021)	65.3%
7104.8 · Grdwtr Level-Contracted Services	-	10,000	(10,000)	0.0%
7104.9 · Grdwtr Level-Capital Equipment	-	9,915	(9,915)	0.0%
7202 · PE2-Comp Recharge-Engineering Services	6,092	29,084	(22,992)	20.9%
7202.2 · PE2-Comp Recharge-Engineering Services	36,314	202,362	(166,048)	17.9%
7208 · SB88 Specs-Compliance-50% IEUA	-	54,012	(54,012)	0.0%
7210 · OBMP - 2023 RMPU	37,768	94,328	(56,561)	40.0%
7220 · Integrated Model Mtg./Tech. Review-50% IEUA	-	24,618	(24,618)	0.0%
7302 · PE3&5-PBHSP Monitoring Program	36,063	69,121	(33,058)	52.2%
7303 · PE3&5-Engineering - Other	-	-	-	0.0%
7306 · PE3&5-Engineering - Outside Professionals	1,280	6,500	(5,220)	19.7%
7402 · PE4-Engineering	150,439	262,544	(112,105)	57.3%
7402.10 · PE4-Northwest MZ1 Area Project	85,080	271,703	(186,623)	31.3%
7403 · PE4-Eng. Services-Contracted Services-InSar	21,365	175,000	(153,635)	12.2%
7406 · PE4-Engineering Services-Outside Professionals	15,126	76,552	(61,426)	19.8%
7408 · PE4-Engineering Services-Network Equipment	5,171	14,081	(8,910)	36.7%
7502 · PE6&7-Engineering	-	-	-	0.0%
7505 · PE6&7-Laboratory Services	31,066	49,164	(18,098)	63.2%
7508 · HC Mitigation Plan-50% IEUA (TO #6)	7,990	10,703	(2,713)	74.7%
7510 · PE6&7-IEUA Salinity Mgmt. Plan	16,073	34,631	(18,558)	46.4%
7511 · PE6&7-SAWBMP Task Force-50% IEUA	9,667	24,610	(14,944)	39.3%
7517 · Surface Water Monitoring Plan-Chino Creek - 50% IEUA	31,510	69,821	(38,311)	45.1%
7520 · Preparation of Water Quality Mgmt. Plan	76,394	157,692	(81,298)	48.4%
7610 · PE8&9-Support 2020 Mgmt. Plan	13,687	69,306	(55,618)	19.7%
7614 · PE8&9-Support Imp. Safe Yield Court Order	492,354	663,747	(171,393)	74.2%
7620 · OBMP - Evaluation of Extreme Future Planning Scenarios	9,510	51,130	(41,621)	18.6%
Total Engineering Services Costs	\$ 1,523,994	\$ 3,355,387	\$ (1,821,884)	45.4%

* West Yost and Subcontractor Engineering Budget of \$2,884,956 plus Carryover Funds from FY 2022/23 of \$870,226



Chino Basin Watermaster

Monthly Variance Report & Supplemental Schedules

For the period July 1, 2023 to March 31, 2024

Legal

The following table details the YTD Brownstein Hyatt Farber Schreck (BHFS) expenses and costs compared to the FY 24 adopted budget. The “\$ Over Budget” and the “% of Budget” columns are a comparison of the YTD actual to the annual budget. As of March 31st, the target budget percentage is generally 75%.

	Year to Date Actual	FY 23-24 Budget	\$ Over / (Under) Budget	% of Budget
6070 · Watermaster Legal Services				
6071 · BHFS Legal - Court Coordination	\$ 278,904	\$ 171,260	\$ 107,644	162.9%
6072 · BHFS Legal - Rules & Regulations	-	92,900	(92,900)	0.0%
6073 · BHFS Legal - Personnel Matters	285,176	10,820	274,356	2635.6%
6074 · BHFS Legal - Interagency Issues	-	43,704	(43,704)	0.0%
6077 · BHFS Legal - Party Status Maintenance	1,205	13,730	(12,525)	8.8%
6078 · BHFS Legal - Miscellaneous (Note 1)	-	-	-	0.0%
Total 6070 · Watermaster Legal Services	565,286	332,414	232,872	170.1%
6275 · BHFS Legal - Advisory Committee	3,821	26,708	(22,887)	14.3%
6375 · BHFS Legal - Board Meeting	58,184	85,272	(27,088)	68.2%
6375.1 · BHFS Legal - Board Workshop(s)	-	18,499	(18,499)	0.0%
8375 · BHFS Legal - Appropriative Pool	7,733	33,385	(25,652)	23.2%
8475 · BHFS Legal - Agricultural Pool	7,733	33,385	(25,652)	23.2%
8575 · BHFS Legal - Non-Ag Pool	-	-	-	0.0%
Total BHFS Legal Services	77,471	197,249	(119,778)	39.3%
6907.3 · WM Legal Counsel				
6907.31 · Archibald South Plume	-	12,085	(12,085)	0.0%
6907.32 · Chino Airport Plume	720	12,085	(11,365)	6.0%
6907.33 · Desalter/Hydraulic Control	1,358	37,200	(35,842)	3.7%
6907.34 · Santa Ana River Water Rights	3,037	20,595	(17,558)	14.7%
6907.36 · Santa Ana River Habitat	-	30,090	(30,090)	0.0%
6907.38 · Reg. Water Quality Cntrl Board	2,484	30,090	(27,606)	8.3%
6907.39 · Recharge Master Plan	38,876	30,495	8,381	127.5%
6907.40 · Storage Agreements	-	16,960	(16,960)	0.0%
6907.41 · Prado Basin Habitat Sustainability	-	9,900	(9,900)	0.0%
6907.44 · SGMA Compliance	-	9,900	(9,900)	0.0%
6907.45 · OBMP Update	195,930	172,880	23,050	113.3%
6907.47 · 2020 Safe Yield Reset	15,625	33,920	(18,295)	46.1%
6907.48 · Ely Basin Investigation	86,869	126,040	(39,171)	68.9%
6907.90 · WM Legal Counsel - Unanticipated	-	37,395	(37,395)	0.0%
Total 6907 · WM Legal Counsel	344,899	579,635	(234,736)	59.5%
Total Brownstein, Hyatt, Farber, Schreck Costs	\$ 987,656	\$ 1,109,298	\$ (121,642)	89.0%



Chino Basin Watermaster

Monthly Variance Report & Supplemental Schedules

For the period July 1, 2023 to March 31, 2024

Optimum Basin Management Plan (OBMP)

The following table details the Year-To-Date (YTD) Actual OBMP costs compared to the FY 24 adopted budget. The “\$ Over Budget” and the “% of Budget” columns are a comparison of the YTD actual to the annual budget. As of March 31st, the target budget percentage is generally 75%.

	Year to Date Actual	FY 23-24 Budget	\$ Over / (Under) Budget	% of Budget
6900 · Optimum Basin Mgmt Plan				
6901.1 · OBMP - Document Review-WM Staff	\$ 25,652	\$ 89,136	\$ (63,484)	28.8%
6901.3 · OBMP - Field Work-WM Staff	1,858	7,003	(5,145)	26.5%
6901.5 · OBMP - General-WM Staff	82,618	124,049	(41,431)	66.6%
6901.7 · OBMP - Meeting-WM Staff	24,777	57,589	(32,812)	43.0%
6901.8 · OBMP - Meeting-West Yost	37,692	45,096	(7,404)	83.6%
6901.9 · OBMP - Reporting-WM Staff	5,443	2,370	3,073	229.7%
6901.95 · OBMP - Reporting-West Yost	53,194	57,316	(4,123)	92.8%
Total 6901 · OBMP WM and West Yost Staff	231,233	382,559	(151,326)	60.4%
6903 · OBMP - SAWPA				
6903 · OBMP - SAWPA Group	24,071	24,071	0	100.0%
Total 6903 · OBMP - SAWPA	24,071	24,071	0	100.0%
6906 · OBMP Engineering Services				
6906.1 · OBMP - Watermaster Model Update	18,889	41,235	(22,346)	45.8%
6906.15 · Integrated Model Mtgs. - IEUA Costs	-	-	-	0.0%
6906.21 · State of the Basin Report	-	-	-	0.0%
6906.26 · 2020 OBMP Update	4,508	24,016	(19,508)	18.8%
6906.71 · OBMP - Data Requests - CBWM Staff	-	-	-	0.0%
6906.72 · OBMP - Data Requests - Non CBWM	-	-	-	0.0%
6906 · OBMP Engineering Services - Other	27,295	46,992	(19,697)	58.1%
Total 6906 · OBMP Engineering Services	50,692	112,243	(61,551)	45.2%
6907 · OBMP Legal Fees				
6907.31 · Archibald South Plume	-	12,085	(12,085)	0.0%
6907.32 · Chino Airport Plume	720	12,085	(11,365)	6.0%
6907.33 · Desalter/Hydraulic Control	1,358	37,200	(35,842)	3.7%
6907.34 · Santa Ana River Water Rights	3,037	20,595	(17,558)	14.7%
6907.36 · Santa Ana River Habitat	-	30,090	(30,090)	0.0%
6907.38 · Reg. Water Quality Cntrl Board	2,484	30,090	(27,606)	8.3%
6907.39 · Recharge Master Plan	38,876	30,495	8,381	127.5%
6907.40 · Storage Agreements	-	16,960	(16,960)	0.0%
6907.41 · Prado Basin Habitat Sustainability	-	9,900	(9,900)	0.0%
6907.44 · SGMA Compliance	-	9,900	(9,900)	0.0%
6907.45 · OBMP Update	195,930	172,880	23,050	113.3%
6907.47 · 2020 Safe Yield Reset	15,625	33,920	(18,295)	46.1%
6907.48 · Ely Basin Investigation	86,869	126,040	(39,171)	68.9%
6907.90 · WM Legal Counsel - Unanticipated	-	37,395	(37,395)	0.0%
Total 6907 · OBMP Legal Fees	344,899	579,635	(234,736)	59.5%
6908 · OBMP Updates				
6908.1 · 2020 OBMP Update-Dodson & Assoc.	76,629	107,578	(30,949)	71.2%
Total 6908 · OBMP Updates	76,629	107,578	(30,949)	71.2%
6909 · OBMP Other Expenses				
6909.1 · OBMP Meetings	-	1,500	(1,500)	0.0%
6909.3 · Other OBMP Expenses	3,258	2,724	534	119.6%
6909.6 · OBMP Expenses - Miscellaneous	-	5,000	(5,000)	0.0%
Total 6909 · OBMP Other Expenses	3,258	9,224	(5,966)	35.3%
Total 6900 · Optimum Basin Mgmt Plan	\$ 730,781	\$ 1,215,309	\$ (484,528)	60.1%



Chino Basin Watermaster

Monthly Variance Report & Supplemental Schedules

For the period July 1, 2023 to March 31, 2024

Judgment Administration

The following table details the Year-To-Date (YTD) Actual Judgment Administration costs compared to the FY 24 adopted budget. The “\$ Over Budget” and the “% of Budget” columns are a comparison of the YTD actual to the annual budget. As of March 31st, the target budget percentage is generally 75%.

	Year to Date Actual	FY 23-24 Budget	\$ Over / (Under) Budget	% of Budget
5901 · Admin-WM Staff				
5901.1 · Admin-Doc. Review-WM Staff	\$ 26,429	\$ 82,794	\$ (56,365)	31.9%
5901.3 · Admin-Field Work-WM Staff	2,314	7,760	(5,446)	29.8%
5901.5 · Admin-General-WM Staff	50,594	60,129	(9,535)	84.1%
5901.7 · Admin-Meeting-WM Staff	9,718	2,633	7,085	369.1%
5901.8 · Admin-Meeting - West Yost	-	45,097	(45,097)	0.0%
5901.9 · Admin-Reporting-WM Staff	1,324	31,033	(29,709)	4.3%
Total 5901 · Admin-WM Staff	90,378	229,446	(139,068)	39.4%
5900 · Judgment Admin Other Expenses				
5906.71 · Admin-Data Req-CBWM Staff	43,971	126,204	(82,234)	34.8%
5906.72 · Admin-Data Req-Non CBWM Staff	6,276	42,832	(36,556)	14.7%
5910 · Court Coordination/Attend-WM	8,774	19,098	(10,324)	45.9%
5911 · Exhibit G-WM Staff	1,592	2,370	(778)	67.2%
5921 · Production Monitoring-WM Staff	2,892	11,322	(8,430)	25.5%
5925 · Ag Prod & Estimation-West Yost	22,928	34,376	(11,449)	66.7%
5931 · Recharge Applications-WM Staff	-	4,634	(4,634)	0.0%
5935 · Admin-Mat'l Phy Inj Requests	3,131	36,072	(32,941)	8.7%
5941 · Reporting-WM Staff	530	1,316	(786)	40.3%
5945 · WM Annual Report Prep-West Yost	11,671	15,416	(3,745)	75.7%
5951 · Rules & Regs-WM Staff	-	12,726	(12,726)	0.0%
5961 · Safe Yield-WM Staff	1,049	26,330	(25,281)	4.0%
5965 · Support Data Collect-West Yost	5,496	36,336	(30,841)	15.1%
5971 · Storage Agreements-WM Staff	2,081	4,739	(2,658)	43.9%
5981 · Water Acct/Database-WM Staff	86,300	109,793	(23,493)	78.6%
5991 · Water Transactions-WM Staff	3,550	8,688	(5,138)	40.9%
Total 5900 · Judgment Admin Other Expenses	200,239	492,252	(292,013)	40.7%
Total 5900 · Judgment Administration	\$ 290,618	\$ 721,698	\$ (431,080)	40.3%



Chino Basin Watermaster

Monthly Variance Report & Supplemental Schedules

For the period July 1, 2023 to March 31, 2024

“Carry Over” Funding:

During the month of July 2023, the “Carry Over” funding was calculated. The Total “Carry Over” funding amount of \$2,277,561.54 has been posted to the general ledger accounts. The total amount consisted of \$870,226.24 from Engineering Services, \$816,709.78 from Capital Improvement Projects, \$464,627.66 from OBMP Activities, \$111,461.18 from Pool Funding Accounts, and \$14,536.68 from Administration Services. More detailed information is provided in the table below.

Carry Over Budget Detail - FY 23/24

Description	Amount	Account	Fiscal Year	Type
Other Office Equipment - Boardroom Upgrades	\$ 10,037.93	6038	FY 2020/21	ADMIN
Board Workshop Expenses - Misc.	4,498.75	6375.2	FY 2021/22	ADMIN
Meter Installation - New Meter Installation	175,400.00	7540	FY 2018/19	OBMP
Meter Installation - Calibration and Testing	181,650.00	7545	FY 2018/19	OBMP
2022 OBMP Update - Dodson & Asso.	107,577.66	6908.1	FY 2022/23	OBMP
Watermaster Model Update	34,206.75	5906.1	FY 2022/23	ENG
Groundwater Level Monitoring Program	2,700.00	7104.3	FY 2022/23	ENG
PE2 - Comprehensive Recharge - Eng. Services	27,943.64	7202.2	FY 2020/21	ENG
PE2 - Comprehensive Recharge - Eng. Services	18,441.85	7202.2	FY 2021/22	ENG
PE2 - Comprehensive Recharge - Eng. Services	72,788.26	7202.2	FY 2022/23	ENG
SB88-Specs-Ensure Compliance-50% IEUA	54,012.38	7208	FY 2020/21	ENG
OBMP - 2023 RMPU	60,000.00	7210	FY 2022/23	ENG
Integrated Model - Meetings - 50% IEUA Costs	24,617.63	7220	FY 2021/22	ENG
PBHSP - Monitoring, Data Analysis, Reporting	21,000.00	7302	FY 2022/23	ENG
OBMP - Engineering Services	65,208.75	7402	FY 2022/23	ENG
PE4 - Northwest MZ-1 Area Project	23,805.91	7402.1	FY 2021/22	ENG
PE4 - Northwest MZ-1 Area Project	126,194.09	7402.1	FY 2022/23	ENG
PE4/MZ-1: InSAR - Outside Pro	85,000.00	7403	FY 2022/23	ENG
Ground Level Monitoring - Capital Equipment	5,000.00	7408	FY 2022/23	ENG
PE6-7: Coop Efforts/Salt Management:	40,000.00	7502	FY 2022/23	ENG
Groundwater Quality Monitoring Program	16,194.00	7505	FY 2022/23	ENG
Hydraulic Control Mitigation Plan Update-50% IEUA	9,687.25	7508	FY 2021/22	ENG
Hydraulic Control Mitigation Plan Update-50% IEUA	1,016.00	7508	FY 2022/23	ENG
IEUA - Update Recycle Water Permit - Salinity	19,752.23	7510	FY 2021/22	ENG
PE8&9 - Support Imp. 2020 Storage Mgmt. Plan	42,657.50	7610	FY 2020/21	ENG
Support Implementation of the Safe Yield Court Order:	120,000.00	7614	FY 2022/23	ENG
Upper Santa Ana River HCP (TO #7)	15,062.88	7690.7	FY 2014/15	PROJ
Upper Santa Ana River HCP (TO #7)	5,000.00	7690.7	FY 2015/16	PROJ
Lower Day Basin RMPU (TO #2)	238,646.90	7690.8	FY 2016/17	PROJ
Jurupa Basin Berm & Trash Boom	358,000.00	7690.23	FY 2022/23	PROJ
Funds on Hold for Projects/Refund	200,000.00	7690.9	FY 2017/18	PROJ
Agricultural Pool - Legal Services	41,675.63	8467	FY 2022/23	AP
Agricultural Pool - Mtg. Attendance Compensation	950.98	8470	FY 2022/23	OAP
Agricultural Pool - Special Project Funding	10,993.67	8471	FY 2021/22	OAP
Non-Agricultural Pool - Meeting Compensation	875.00	8511	FY 2022/23	ONAP
Non-Agricultural Pool - Legal Services	56,965.90	8567	FY 2022/23	ONAP
Balance at 7/31/23	\$ 2,277,561.54			



CHINO BASIN WATERMASTER

9641 San Bernardino Road, Rancho Cucamonga, CA 91730
Tel: 909.484.3888 www.cbwm.org

TODD M. CORBIN
General Manager

STAFF REPORT

DATE: May 16, 2024

TO: Advisory Committee Members

SUBJECT: Application for Recharge – Fontana Water Company (MAR) (Consent Calendar Item I.C.)

SUMMARY:

Issue: On March 27, 2024, Fontana Water Company submitted an Application for Recharge for up to 250 acre-feet per year from September 2021 until September 2027 to be recharged to a pilot project located at a vineyard south of Beech Avenue and east of Cherry Avenue in the City of Fontana. [Within WM Duties and Powers]

Recommendation: Recommend to the Watermaster Board to approve Fontana Water Company's Application for Recharge and direct Watermaster staff to account for this supplemental water recharge in Fontana Water Company's existing Local Supplemental account.

Financial Impact: None

Future Consideration

Advisory Committee – May 16, 2024: Advice and Assistance

Watermaster Board – May 23, 2024: Approval

ACTIONS:

Appropriative Pool – April 11, 2024: Unanimously recommended Advisory Committee to recommend Watermaster Board to approve.

Non-Agricultural Pool – April 11, 2024: Unanimously recommended its representatives to support at Advisory Committee and Watermaster Board subject to changes they deem appropriate.

Agricultural Pool – April 11, 2024: Unanimously recommended Advisory Committee to recommend Watermaster Board to approve.

Advisory Committee – May 16, 2024:

Watermaster Board – May 23, 2024:

Watermaster's function is to administer and enforce provisions of the Judgment and subsequent orders of the Court, and to develop and implement an Optimum Basin Management Program

BACKGROUND

The Court approved the Peace Agreement, the OBMP Implementation Plan and the goals and objectives identified in the OBMP Phase I Report on July 13, 2000 and ordered Watermaster to proceed in a manner consistent with the Peace Agreement. Under the Peace Agreement, Watermaster approval is required for applications to store, recapture, recharge or transfer water, as well as for applications for credits or reimbursements and storage and recovery programs.

Where there is no Material Physical Injury (MPI), Watermaster must approve the application. Where the request for Watermaster approval is submitted by a Party to the Judgment, there is a rebuttable presumption that most of the proposed activities do not result in Material Physical Injury to a Party to the Judgment or the Basin (Storage and Recovery Programs do not have this presumption).

DISCUSSION

On March 27, 2024, Fontana Water Company (FWC) submitted an application for recharge for up to 250 acre-feet per year from September 2021 until September 2027. The application states that the method of recharge will be surface spreading into a vineyard located along the south side of Beech Avenue and east of Cherry Avenue in the City of Fontana. The Application identifies the source water to be treated Lytle Creek surface water. Recharge by injection is not subject to evaporative losses.

FWC currently has an approved Recharge Application for 100 acre-feet per year until September 2026. However, the recharge at the vineyard has performed well enough that FWC would like to increase the amount of recharge per year to 250 acre-feet. Approval of this March 27, 2024 Application will cause it to supersede and terminate the previous application.

West Yost, Watermaster's Engineer, completed an MPI analysis on April 3, 2024, declaring no negative impacts to the Basin from this proposed recharge event (see Attachment 2).

Once approved, FWC must complete Form 2b *Request to Recharge Supplemental Water by a Person to Watermaster* for each recharge event during the application's proposed period. During the recharge event, Watermaster will collect data to ensure the water is properly accounted for. Upon completion of the recharge event, FWC will be required to submit Form 2c *Report of Supplemental Water Recharge by a Person to Watermaster* for final review and accounting.

On April 18, 2024, the item was considered by the three Pool Committees and was unanimously recommended for Board Approval.

ATTACHMENTS

1. Fontana Water Company Recharge Application (MAR) Dated March 27, 2024
2. April 3, 2024 letter from West Yost to Watermaster: *Analysis of Material Physical Injury for the Fontana Water Company (FWC) Recharge Application, Submitted to the Chino Basin Watermaster on March 27, 2024*
3. Summit Treatment Plant Title 22 Samples 2023
4. Notice Forms

Form 2a - Application for Supplemental Water Recharge

Applicant Information and Recharge Request			
Person	Fontana Water Company (FWC)	Date Requested	3/25/2024
Contact (individual)	Oscar Ramos	Date Approved	
Street Address	15966 Arrow Route	Proposed Period of Time Covered by Recharge Application (mm/yyyy to mm/yyyy)	09/2021 to 09/2027
City	Fontana Water Company		
State	CA		
Zip Code	92335	Requested Total Amount of Recharge Over the Application Period (AF)	Increase from 100 to 250 per year
Telephone	909-822-2201	Approved Total Amount of Recharge Over the Application Period (AF)	
Fax	909-823-5046		
Email	omramos@sgvwater.com		

Source(s) of Supply (check box and provide supporting information)	
<input type="checkbox"/>	State Water Project
<input type="checkbox"/>	Colorado River Aqueduct
<input checked="" type="checkbox"/>	Local Supplemental (identify source and attach source water quality characterization including TDS and TN; use as many sheets as necessary) Treated Lytle Creek Water from Summit Treatment Plant (F14)
<input type="checkbox"/>	Recycled Water (identify source and attach source water quality characterization including TDS and TN; use as many sheets as necessary)
<input type="checkbox"/>	Other (identify source and attach source water quality characterization including TDS and TN; use as many sheets as necessary)

Method of Recharge (check box and provide supporting information)	
<input checked="" type="checkbox"/>	Surface Spreading
	Recharge Basin Name(s) Vineyard Pilot - S/Beech Ave & E/Cherry Ave
	Expected Period of Recharge (mm/dd to mm/dd) Varies
	Depth to Water in Recharge Area (ft-bgs) Unknown
	Water Quality in Recharge Area (attach characterization) Treated to Potable Standards.
<input type="checkbox"/>	Injection
	Well Names and Locations (attach well completion report if not on file with the Watermaster)
	Expected Period of Recharge (mm/dd to mm/dd)
	Depth to Water in Recharge Area (ft-bgs)
	Water Quality in Recharge Area (attach characterization)
<input type="checkbox"/>	In-Lieu Exchange
	Treatment Plant and Turnout
	Share of Safe Yield (percent and AFY)
	Carryover Right, if Applicable (AF)
	Water in Storage (AF)
	Pumping Capacity (mgd or AFM)
	Expected Period of Recharge (mm/dd to mm/dd)
	Depth to Water in Area Impacted by In-Lieu Recharge (ft-bgs)
	Water Quality in Area Impacted by In-Lieu Recharge (attach characterization)

Form 2a - Application for Supplemental Water Recharge

Material Physical Injury

Is the applicant aware of any potential material physical injury to a Party to the Judgment or the Basin that may be caused by the action covered by the Application?

YES NO

If yes what are the proposed mitigation measures, if any, that might reasonably be imposed to ensure that the action does not result in Material Physical Injury to a Party or the Basin (provide list of mitigation measures and rational either below or attach one to this application)

BY:  _____
Applicant

 _____
Date

To Be Completed by Watermaster

Is the Person a Party to the Judgment that has:

Previously contributed to the implementation of the OBMP? YES NO

Is in compliance with their continuing covenants under the Peace Agreement? YES NO

(If answer to previous question is NO)

Paid or delivered to Watermaster "financial equivalent" consideration to offset the past performance prior to the OBMP implementation? YES NO

Promised continued future compliance with Watermaster Rules and Regulations? YES NO

Date of Approval from Appropriative Pool (mm/dd/yyyy) _____

Date of Approval from Overlying Non-Ag Pool (mm/dd/yyyy) _____

Date of Approval from Overlying Ag Pool (mm/dd/yyyy) _____

Hearing Date (if any) (mm/dd/yyyy) _____

Date of Approval by Advisory Committee (mm/dd/yyyy) _____

Date of Approval from Board (mm/dd/yyyy) _____

Recharge Agreement Number _____



23692 Birtcher Drive
Lake Forest CA 92630

949.420.3030 phone
530.756.5991 fax
westyost.com

April 3, 2024

Project No.: 941-80-23-03
SENT VIA: EMAIL

Chino Basin Watermaster
Attention: Mr. Edgar Tellez Foster, Acting General Manager
9641 San Bernardino Road
Rancho Cucamonga, CA 91730

SUBJECT: Analysis of Material Physical Injury for the Fontana Water Company (FWC) Recharge Application, Submitted to the Chino Basin Watermaster on March 27, 2024 (hereafter March 27, 2024 recharge application)

Mr. Tellez Foster:

Pursuant to your direction, West Yost Associates, Inc. (West Yost) conducted a material physical injury (MPI) analysis on a Recharge Application submitted by the Fontana Water Company (FWC) to the Chino Basin Watermaster on March 27, 2024 (hereafter, March 27, 2024, recharge application). This MPI analysis was completed pursuant to the Watermaster Rules and Regulations and the Peace Agreement.

In 2016, Watermaster approved a procedure for the recharge of supplemental water. This procedure includes three main steps:

1. Apply for and obtain Watermaster approval to recharge Supplemental Water;
2. Plan, schedule, coordinate, and execute a Supplemental Water recharge event; and
3. Provide the monitoring and accounting necessary to enable the applicant and Watermaster to determine how much water was actually recharged during a recharge event and to account for the recharged water

Under Step 1, Any Person seeking to recharge Supplemental Water is required to complete Watermaster Form No. 2a *Application for Recharge*.¹ Watermaster staff reviews the completed application and conducts an analysis to determine if the proposed recharge as described in the recharge application will cause potential MPI.

Pursuant to the Peace Agreement (page 8), MPI is defined as:

"[...] material injury that is attributable to Recharge, Transfer, storage and recovery, management, movement or Production of water or implementation of the OBMP, including, but not limited to, degradation of water quality, liquefaction, land

¹ <https://www.cbwm.org/pages/forms/>

subsidence, increases in pump lift and adverse impacts associated with rising groundwater.”

Article 10 of the Watermaster Rules and Regulations (paragraph 10.10) requires that:

“[...] Watermaster prepare a written summary and analysis (which will include an analysis of the potential for material physical injury) of the Application and provide the Parties with a copy of the written summary and advanced notice of the date of Watermaster’s scheduled consideration and possible action on any pending Applications.”

The MPI analysis presented herein is based on our professional experience and judgment in the Chino Basin, including the past analyses of monitoring data, past evaluations of Chino Basin storage programs, past groundwater modeling of various groundwater management alternatives in the Chino Basin, and prior MPI analyses.

FWC’S RECHARGE APPLICATION OF MARCH 27, 2024

In June 2021, FWC submitted, and the Watermaster Board approved, a recharge application to recharge up to 100 af per year (afy) of Lytle Creek water at a working vineyard located south of Beech Avenue and east of Cherry Avenue, east of the San Sevaine basins (the vineyard) during the five-year period of September 2021 through September 2026. The March 27, 2024 recharge application proposes to increase the rate of recharge from 100 to 250 afy and to extend the recharge period through September 2027. The recharge water would be treated to potable standards at FWC’s Summit Water Treatment Plant, formally known as the Sandhill Treatment Plant, and diverted into the vineyard from the FWC distribution system. Watermaster classifies the water proposed to be recharged by the FWC as supplemental water.

West Yost evaluated for the following to determine the potential for MPI from the proposed recharge:

- Impacts to groundwater levels that could result in liquefaction, land subsidence, and/or increases in pump lifts at wells.
- Impacts to the balance of recharge and discharge in every area and subarea of the Chino Basin.
- Impacts to groundwater quality.

Potential Impacts to Groundwater Level

The proposed project will produce a localized increase in groundwater levels in the vicinity of the vineyard where the recharge occurs. The temporary increase in groundwater levels will be followed by a return to the groundwater levels that would occur had the water not been recharged. The impacts of these localized changes in groundwater levels are described below:

- *Liquefaction.* As of March 2024, the depth to groundwater is about 628 feet below ground surface (bgs) beneath vineyard; groundwater-level data at Inland Empire Utilities Agency’s (IEUA) San Sevaine 1-1 monitoring well, located southeast of the vineyard, suggests that there is perched groundwater near the vineyard with at a depth to groundwater of about 192 feet bgs. Provided that the FWC conducts recharge at the vineyard such that groundwater levels remain

below 50 feet bgs,² there will be no threat of liquefaction due to the localized increases in groundwater levels.

- *Land subsidence.* Land subsidence due to changes in groundwater levels typically occurs with declining groundwater levels. Thus, there will be no threat of aquifer-system compaction and land subsidence due to the localized increases in groundwater levels caused by the recharge.
- *Pumping lifts.* Because of the temporary increases in groundwater levels, pumping lifts and pumping costs may be slightly reduced for wells in the vicinity of the recharge.

Balance of Recharge and Discharge in Every Area and Subarea

Per the March 27, 2024, recharge application for the vineyard, the FWC intends to use the proposed recharge to partially offset its replenishment obligation. The vineyard is located in MZ2 and the FWC's pumping wells are located in MZ3. Figure 7-11d from the 2020 Safe Yield Recalculation Final Report (WEI, 2020)³ shows the projected change in groundwater levels from 2018 through 2050. Review of this map indicates that for the period 2018 through 2050, groundwater levels are projected to decline more in the northern part of MZ2 (more than 20 feet) than the northern part of MZ3 (between 10 and 20 feet). The proposed recharge will contribute to improving the balance of recharge and discharge in MZ2.

Water Quality Impacts

The source of the supplemental water in the FWC's March 27, 2024, recharge application is Lytle Creek water treated to potable standards. West Yost obtained water quality data of the source water from the FWC and the Watermaster's database for the period 2016-2023. These data indicate no exceedances of primary California Title 22 maximum contaminant levels (MCLs).

Impacts to Receiving Waters

The proposed recharge water is of equal or better quality than current groundwater in the area of recharge; hence, recharge of this water will likely improve the general water quality in the vicinity of the vineyard.

Additionally, Watermaster recently conducted a groundwater modeling study to evaluate a 100,000 af storage and recovery program in the Chino Basin, which included recharge in the San Sevaine Basins. The study concluded that the "displacements [of contaminant plumes due to the storage and recovery program] are negligible and are not potential MPI."⁴ Based on these results and the location and magnitude of the proposed recharge, our professional opinion is that the proposed recharge will not change the direction and/or speed of movement of known contaminant plumes in the Chino Basin.

Basin Plan Compliance

The proposed recharge will occur in the Chino North Groundwater Management Zone (GMZ). The 2004 Regional Water Quality Control Plan for the Santa Ana Basin (Basin Plan) has maximum benefit-based TDS

² Per the County of Riverside's 2003 Riverside County Integrated Project (RCIP) Environmental Impact Report (EIR), areas with depth to groundwater of greater than 50 feet are considered low risk for liquefaction.

³ https://cbwm.syncedtool.com/shares/folder/e83081106c3072/?folder_id=2512

⁴ West Yost (2021). *Evaluation of the Local Storage Limitation Solution*. February 2021.

Mr. Edgar Tellez Foster

April 3, 2024

Page 4

and nitrate (expressed as nitrogen) concentration objectives in the Chino-North GMZ of 420 milligrams per liter (mg/L) and 5 mg/L, respectively. Pursuant to the Basin Plan, Watermaster and the IEUA are required to manage artificial recharge in Chino North GMZ such that the five-year, volume-weighted average TDS and nitrate concentrations of the recycled water, imported water, and new stormwater recharged across all recharge facilities does not exceed the maximum benefit-based Basin Plan objectives.

Based on the water quality data from the FWC and the Watermaster's database for the period 2016-2023, the TDS and nitrate concentrations of the water proposed to be recharged are generally less than 320 mg/L and 1 mg/L, respectively. The current ambient TDS and nitrate concentrations in the Chino-North GMZ (covering the 20-year period from 2001 to 2021) are 360 mg/L and 10.8 mg/L,⁵ respectively. Thus, the proposed recharge will not encroach on the current assimilative capacity or interfere with Watermaster and the IEUA's regulatory obligations.

Conclusion

Based on the information available at this time, our professional opinion is that there will be no MPI due to FWC's proposed recharge as described in its March 27, 2024, recharge application.

Please contact me if you have any questions or concerns regarding this MPI analysis.

Sincerely,
WEST YOST



Carolina Sanchez, PE
Senior Engineer
RCE #85598

cc: Justin Nakano

⁵ West Yost (2023). *2021 Ambient Water Quality Pilot Study*. Prepared for the Santa Ana Watershed Project Authority Basin Monitoring Program Task Force. October 2023.

Work Orders: 3D19140

Report Date: 6/05/2023

Received Date: 4/19/2023

Project: Summit - Treated Title 22 Monitoring

Turnaround Time: Normal

Phones: (626) 448-6183

Fax: (626) 582-1571

Attn: Cris I. Fealy

P.O. #:

Client: San Gabriel Valley Water Company - Fontana
 P. O. Box 6010
 El Monte, CA 91734

Billing Code:

Dear Cris I. Fealy :

Enclosed are the results of analyses for samples received 4/19/2023 with the Chain-of-Custody document. The samples were received in good condition, at 2.5 °C and on ice. All analysis met the method criteria except as noted in the case narrative or in the report with data qualifiers.

Sample Results

Sample: 3076 - Summit - Treated, RegID: CA3610041_076_076
 3D19140-01 (Water)

Sampled: 04/19/23 10:45 by Ben Wilkins

Analyte	Result	MDL	MRL	Units	Dil	Analyzed	Qualifier
Method: _Various			Instr: [CALC]				
Batch ID: [CALC]	Preparation: [CALC]		Prepared: 04/26/23 11:56		Analyst: RJR		
Total Anions	3.2		0.13	meq/l	1	04/27/23	
Total Cations	3.0		0.12	meq/l	1	04/28/23	
Total hardness as CaCO3	133		3.31	mg/l	1	04/28/23	
Method: AWWA			Instr: [CALC]				
Batch ID: W3E0333	Preparation: _NONE (METALS)		Prepared: 05/03/23 12:08		Analyst: ntl		
Aggressive Index	12.0			AGI	1	05/03/23	
Method: EPA 140.1			Instr: _ANALYST				
Batch ID: W3D1790	Preparation: _NONE (WETCHEM)		Prepared: 04/19/23 17:11		Analyst: heq		
Threshold Odor Number	ND		1.0	T.O.N.	1	04/19/23 19:08	
Method: EPA 1613B			Instr: GCMS15				
Batch ID: W3D2507	Preparation: EPA 3510C		Prepared: 04/28/23 07:34		Analyst: EFC		
2,3,7,8-TCDD (Dioxin)	ND		5.00	pg/l	1	05/03/23	
Method: EPA 180.1			Instr: TURB01				
Batch ID: W3D1789	Preparation: _NONE (WETCHEM)		Prepared: 04/19/23 17:08		Analyst: CPT		
Turbidity	0.25		0.10	NTU	1	04/19/23 18:21	
Method: EPA 200.7			Instr: ICP03				
Batch ID: W3D2331	Preparation: EPA 200.2		Prepared: 04/26/23 11:56		Analyst: kvm		
Boron, Total	12		10	ug/l	1	04/28/23	
Calcium, Total	42.7		0.500	mg/l	1	04/28/23	
Iron, Total	ND		30	ug/l	1	04/28/23	

Sample Results

(Continued)

Sample: 3076 - Summit - Treated, RegID: CA3610041_076_076
3D19140-01 (Water)

Sampled: 04/19/23 10:45 by Ben Wilkins
(Continued)

Analyte	Result	MDL	MRL	Units	Dil	Analyzed	Qualifier
Method: EPA 200.7			Instr: ICP03				
Batch ID: W3D2331	Preparation: EPA 200.2		Prepared: 04/26/23 11:56			Analyst: kvm	
Magnesium, Total	6.39		0.500	mg/l	1	04/28/23	
Potassium, Total	2.0		0.50	mg/l	1	04/28/23	
Sodium, Total	7.2		1.0	mg/l	1	04/28/23	
Method: EPA 200.8			Instr: ICPMS04				
Batch ID: W3D2332	Preparation: EPA 200.2		Prepared: 04/26/23 16:00			Analyst: tyc	
Aluminum, Total	120		20	ug/l	1	04/27/23	
Antimony, Total	ND		0.50	ug/l	1	04/27/23	
Arsenic, Total	1.1		0.50	ug/l	1	04/27/23	
Barium, Total	15		1.0	ug/l	1	04/27/23	
Beryllium, Total	ND		0.10	ug/l	1	04/27/23	
Cadmium, Total	ND		0.50	ug/l	1	04/27/23	
Chromium, Total	ND		2.0	ug/l	1	04/27/23	
Copper, Total	ND		1.0	ug/l	1	04/27/23	
Lead, Total	ND		0.20	ug/l	1	04/27/23	
Manganese, Total	ND		1.0	ug/l	1	04/27/23	
Nickel, Total	ND		2.0	ug/l	1	04/27/23	
Selenium, Total	ND		0.50	ug/l	1	04/27/23	
Silver, Total	ND		0.20	ug/l	1	04/27/23	
Thallium, Total	ND		0.20	ug/l	1	04/27/23	
Zinc, Total	ND		10	ug/l	1	04/27/23	
Method: EPA 245.1			Instr: HG03				
Batch ID: W3D2398	Preparation: EPA 245.1		Prepared: 04/27/23 08:57			Analyst: KVM	
Mercury, Total	ND		0.050	ug/l	1	04/27/23	
Method: EPA 300.0			Instr: LC12				
Batch ID: W3D2293	Preparation: _NONE (LC)		Prepared: 04/26/23 10:16			Analyst: RJR	
Chloride, Total	4.6		0.50	mg/l	1	04/27/23	
Fluoride, Total	0.29		0.10	mg/l	1	04/27/23	
Sulfate as SO4	18		0.50	mg/l	1	04/27/23	
Method: EPA 314.0			Instr: LC08_Channel1				
Batch ID: W3D1868	Preparation: _NONE (LC)		Prepared: 04/20/23 10:07			Analyst: JAN	
Perchlorate	ND	0.39	2.0	ug/l	1	04/20/23	
Method: EPA 335.4			Instr: AA01				
Batch ID: W3D2256	Preparation: _NONE (WETCHEM)		Prepared: 04/25/23 17:03			Analyst: ISM	
Cyanide, Total	ND		5.0	ug/l	1	04/27/23	
Method: EPA 353.2			Instr: AA01				
Batch ID: W3D1792	Preparation: _NONE (WETCHEM)		Prepared: 04/19/23 17:25			Analyst: ism	
Nitrate as N	0.40		0.20	mg/l	1	04/19/23 18:40	
Nitrite as N	ND		100	ug/l	1	04/19/23 18:40	
NO2+NO3 as N	400		200	ug/l	1	04/19/23	

Sample Results

(Continued)

Sample: 3076 - Summit - Treated, RegID: CA3610041_076_076
3D19140-01 (Water)

Sampled: 04/19/23 10:45 by Ben Wilkins
(Continued)

Analyte	Result	MDL	MRL	Units	Dil	Analyzed	Qualifier
Method: EPA 508.1			Instr: GC08				
Batch ID: W3E0107	Preparation: EPA 508.1/SPE		Prepared: 05/02/23 08:13			Analyst: rjg	
4,4'-DDD	ND		0.010	ug/l	1	05/10/23	
4,4'-DDE	ND		0.010	ug/l	1	05/10/23	
4,4'-DDT	ND		0.010	ug/l	1	05/10/23	
Aldrin	ND		0.010	ug/l	1	05/10/23	
alpha-BHC	ND		0.010	ug/l	1	05/10/23	
Aroclor 1016	ND		0.10	ug/l	1	05/10/23	
Aroclor 1221	ND		0.10	ug/l	1	05/10/23	
Aroclor 1232	ND		0.10	ug/l	1	05/10/23	
Aroclor 1242	ND		0.10	ug/l	1	05/10/23	
Aroclor 1248	ND		0.10	ug/l	1	05/10/23	
Aroclor 1254	ND		0.10	ug/l	1	05/10/23	
Aroclor 1260	ND		0.10	ug/l	1	05/10/23	
beta-BHC	ND		0.010	ug/l	1	05/10/23	
Chlordane (tech)	ND		0.10	ug/l	1	05/10/23	
Chlorothalonil	ND		0.050	ug/l	1	05/10/23	
delta-BHC	ND		0.010	ug/l	1	05/10/23	
Dieldrin	ND		0.010	ug/l	1	05/10/23	
Endosulfan I	ND		0.010	ug/l	1	05/10/23	
Endosulfan II	ND		0.010	ug/l	1	05/10/23	
Endosulfan sulfate	ND		0.010	ug/l	1	05/10/23	
Endrin	ND		0.010	ug/l	1	05/10/23	
Endrin aldehyde	ND		0.010	ug/l	1	05/10/23	
gamma-BHC (Lindane)	ND		0.010	ug/l	1	05/10/23	
Heptachlor	ND		0.010	ug/l	1	05/10/23	
Heptachlor epoxide	ND		0.010	ug/l	1	05/10/23	
Hexachlorobenzene	ND		0.050	ug/l	1	05/10/23	
Hexachlorocyclopentadiene	ND		0.050	ug/l	1	05/10/23	
Methoxychlor	ND		0.010	ug/l	1	05/10/23	
PCBs, Total	ND		0.50	ug/l	1	05/10/23	
Propachlor	ND		0.050	ug/l	1	05/10/23	
Toxaphene	ND		1.0	ug/l	1	05/10/23	
Trifluralin	ND		0.010	ug/l	1	05/10/23	

Surrogate(s)

4,4-Dibromobiphenyl 115% 70-130 Conc: 0.109 05/10/23

Method: EPA 515.4

Instr: GC08

Batch ID: W3D2392

Preparation: EPA 515.4/Micro Ext. Drtz

Prepared: 04/27/23 08:14

Analyst: rjg

2,4,5-T	ND		0.20	ug/l	1	05/06/23	
2,4,5-TP (Silvex)	ND		0.20	ug/l	1	05/06/23	
2,4-D	ND		0.40	ug/l	1	05/06/23	
2,4-DB	ND		2.0	ug/l	1	05/06/23	

3D19140

Page 3 of 10

Sample Results

(Continued)

Sample: 3076 - Summit - Treated, RegID: CA3610041_076_076
3D19140-01 (Water)

Sampled: 04/19/23 10:45 by Ben Wilkins
(Continued)

Analyte	Result	MDL	MRL	Units	Dil	Analyzed	Qualifier
Method: EPA 515.4			Instr: GC08				
Batch ID: W3D2392	Preparation: EPA 515.4/Micro Ext. Drtz		Prepared: 04/27/23 08:14			Analyst: rjg	
3,5-Dichlorobenzoic acid	ND		1.0	ug/l	1	05/06/23	
Acifluorfen	ND		0.40	ug/l	1	05/06/23	
Bentazon	ND		2.0	ug/l	1	05/06/23	
Dalapon	ND		0.40	ug/l	1	05/06/23	
DCPA	ND		0.10	ug/l	1	05/06/23	
Dicamba	ND		0.60	ug/l	1	05/06/23	
Dichloroprop	ND		0.30	ug/l	1	05/06/23	
Dinoseb	ND		0.40	ug/l	1	05/06/23	
Pentachlorophenol	ND		0.20	ug/l	1	05/06/23	
Picloram	ND		0.60	ug/l	1	05/06/23	
<i>Surrogate(s)</i>							
2,4-DCAA	96%		70-130	Conc: 9.61		05/06/23	
Method: EPA 524.2			Instr: GCMS08				
Batch ID: W3D1819	Preparation: EPA 5030B		Prepared: 04/20/23 06:25			Analyst: cam	
1,1,1,2-Tetrachloroethane	ND		0.50	ug/l	1	04/21/23	
1,1,1-Trichloroethane	ND		0.50	ug/l	1	04/21/23	
1,1,2,2-Tetrachloroethane	ND		0.50	ug/l	1	04/21/23	
1,1,2-Trichloroethane	ND		0.50	ug/l	1	04/21/23	
1,1-Dichloroethane	ND		0.50	ug/l	1	04/21/23	
1,1-Dichloroethene	ND		0.50	ug/l	1	04/21/23	
1,1-Dichloropropene	ND		0.50	ug/l	1	04/21/23	
1,2,3-Trichlorobenzene	ND		0.50	ug/l	1	04/21/23	
1,2,4-Trichlorobenzene	ND		0.50	ug/l	1	04/21/23	
1,2,4-Trimethylbenzene	ND		0.50	ug/l	1	04/21/23	
1,2-Dichloroethane	ND		0.50	ug/l	1	04/21/23	
1,2-Dichloropropane	ND		0.50	ug/l	1	04/21/23	
1,3,5-Trimethylbenzene	ND		0.50	ug/l	1	04/21/23	
1,3-Dichloropropane	ND		0.50	ug/l	1	04/21/23	
1,3-Dichloropropene, Total	ND		0.50	ug/l	1	04/21/23	
2,2-Dichloropropane	ND		0.50	ug/l	1	04/21/23	
2-Butanone	ND		5.0	ug/l	1	04/21/23	
2-Chlorotoluene	ND		0.50	ug/l	1	04/21/23	
2-Hexanone	ND		5.0	ug/l	1	04/21/23	
4-Chlorotoluene	ND		0.50	ug/l	1	04/21/23	
4-Methyl-2-pentanone	ND		5.0	ug/l	1	04/21/23	
Benzene	ND		0.50	ug/l	1	04/21/23	
Bromobenzene	ND		0.50	ug/l	1	04/21/23	
Bromochloromethane	ND		0.50	ug/l	1	04/21/23	
Bromodichloromethane	0.81		0.50	ug/l	1	04/21/23	
Bromoform	ND		0.50	ug/l	1	04/21/23	

Sample Results

(Continued)

Sample: 3076 - Summit - Treated, RegID: CA3610041_076_076
3D19140-01 (Water)

Sampled: 04/19/23 10:45 by Ben Wilkins
(Continued)

Analyte	Result	MDL	MRL	Units	Dil	Analyzed	Qualifier
Method: EPA 524.2			Instr: GCMS08				
Batch ID: W3D1819	Preparation: EPA 5030B		Prepared: 04/20/23 06:25				Analyst: cam
Bromomethane	ND		0.50	ug/l	1	04/21/23	
Carbon tetrachloride	ND		0.50	ug/l	1	04/21/23	
Chlorobenzene	ND		0.50	ug/l	1	04/21/23	
Chloroethane	ND		0.50	ug/l	1	04/21/23	
Chloroform	3.4		0.50	ug/l	1	04/21/23	
Chloromethane	ND		0.50	ug/l	1	04/21/23	
cis-1,2-Dichloroethene	ND		0.50	ug/l	1	04/21/23	
cis-1,3-Dichloropropene	ND		0.50	ug/l	1	04/21/23	
Dibromochloromethane	ND		0.50	ug/l	1	04/21/23	
Dibromomethane	ND		0.50	ug/l	1	04/21/23	
Dichlorodifluoromethane (Freon 12)	ND		0.50	ug/l	1	04/21/23	
Di-isopropyl ether	ND		2.0	ug/l	1	04/21/23	
Ethyl tert-butyl ether	ND		2.0	ug/l	1	04/21/23	
Ethylbenzene	ND		0.50	ug/l	1	04/21/23	
Freon 113	ND		5.0	ug/l	1	04/21/23	
Hexachlorobutadiene	ND		0.50	ug/l	1	04/21/23	
Isopropylbenzene	ND		0.50	ug/l	1	04/21/23	
m,p-Xylene	ND		0.50	ug/l	1	04/21/23	
m-Dichlorobenzene	ND		0.50	ug/l	1	04/21/23	
Methyl tert-butyl ether (MTBE)	ND		2.0	ug/l	1	04/21/23	
Methylene chloride	ND		0.50	ug/l	1	04/21/23	
Naphthalene	ND		0.50	ug/l	1	04/21/23	
n-Butylbenzene	ND		0.50	ug/l	1	04/21/23	
n-Propylbenzene	ND		0.50	ug/l	1	04/21/23	
o-Dichlorobenzene	ND		0.50	ug/l	1	04/21/23	
o-Xylene	ND		0.50	ug/l	1	04/21/23	
p-Dichlorobenzene	ND		0.50	ug/l	1	04/21/23	
p-Isopropyltoluene	ND		0.50	ug/l	1	04/21/23	
sec-Butylbenzene	ND		0.50	ug/l	1	04/21/23	
Styrene	ND		0.50	ug/l	1	04/21/23	
Tert-amyl methyl ether	ND		2.0	ug/l	1	04/21/23	
tert-Butylbenzene	ND		0.50	ug/l	1	04/21/23	
Tetrachloroethene	ND		0.50	ug/l	1	04/21/23	
THMs, Total	4.2		0.50	ug/l	1	04/21/23	
Toluene	ND		0.50	ug/l	1	04/21/23	
trans-1,2-Dichloroethene	ND		0.50	ug/l	1	04/21/23	
trans-1,3-Dichloropropene	ND		0.50	ug/l	1	04/21/23	
Trichloroethene	ND		0.50	ug/l	1	04/21/23	
Trichlorofluoromethane	ND		0.50	ug/l	1	04/21/23	

Sample Results

(Continued)

Sample: 3076 - Summit - Treated, RegID: CA3610041_076_076
3D19140-01 (Water)

Sampled: 04/19/23 10:45 by Ben Wilkins
(Continued)

Analyte	Result	MDL	MRL	Units	Dil	Analyzed	Qualifier
Method: EPA 524.2			Instr: GCMS08				
Batch ID: W3D1819	Preparation: EPA 5030B		Prepared: 04/20/23 06:25		Analyst: cam		
Vinyl chloride	ND		0.50	ug/l	1	04/21/23	
Xylenes, Total	ND		0.50	ug/l	1	04/21/23	
<i>Surrogate(s)</i>							
1,2-Dichlorobenzene-d4	99%		70-130	Conc: 49.6		04/21/23	
4-Bromofluorobenzene	101%		70-130	Conc: 50.4		04/21/23	
Method: EPA 525.2			Instr: GCMS16				
Batch ID: W3D2410	Preparation: EPA 525.2/SPE		Prepared: 04/27/23 09:28		Analyst: rmr		
Alachlor	ND		0.10	ug/l	1	05/04/23	
Atrazine	ND		0.10	ug/l	1	05/04/23	
Benzo (a) pyrene	ND		0.10	ug/l	1	05/04/23	
Bis(2-ethylhexyl)adipate	ND		5.0	ug/l	1	05/04/23	
Bis(2-ethylhexyl)phthalate	ND		3.0	ug/l	1	05/04/23	
Bromacil	ND		0.50	ug/l	1	05/04/23	
Butachlor	ND		0.10	ug/l	1	05/04/23	
Captan	ND		1.0	ug/l	1	05/04/23	
Chlorpropham	ND		0.10	ug/l	1	05/04/23	
Diazinon	ND		0.10	ug/l	1	05/04/23	
Dimethoate	ND		0.20	ug/l	1	05/04/23	
Diphenamid	ND		0.10	ug/l	1	05/04/23	
Disulfoton	ND		0.10	ug/l	1	05/04/23	
EPTC	ND		0.10	ug/l	1	05/04/23	
Hexachlorocyclopentadiene	ND		1.0	ug/l	1	05/04/23	
Metolachlor	ND		0.10	ug/l	1	05/04/23	
Metribuzin	ND		0.10	ug/l	1	05/04/23	
Molinate	ND		0.10	ug/l	1	05/04/23	
Prometryn	ND		0.10	ug/l	1	05/04/23	
Simazine	ND		0.10	ug/l	1	05/04/23	
Terbacil	ND		2.0	ug/l	1	05/04/23	
Thiobencarb	ND		0.10	ug/l	1	05/04/23	
Trithion	ND		0.10	ug/l	1	05/04/23	
<i>Surrogate(s)</i>							
1,3-Dimethyl-2-nitrobenzene	100%		70-130	Conc: 4.73		05/04/23	
Perylene-d12	97%		50-120	Conc: 4.55		05/04/23	
Triphenyl phosphate	102%		70-130	Conc: 4.79		05/04/23	
Method: EPA 547			Instr: LC11				
Batch ID: W3E0040	Preparation: _NONE (LC)		Prepared: 05/01/23 12:03		Analyst: PJS		
Glyphosate	ND		5.0	ug/l	1	05/01/23	
Method: EPA 548.1			Instr: GCMS06				
Batch ID: W3D1823	Preparation: EPA 548.1/SPE		Prepared: 04/20/23 07:55		Analyst: rmr		
Endothall	ND		45	ug/l	1	04/22/23	

Sample Results

(Continued)

Sample: 3076 - Summit - Treated, RegID: CA3610041_076_076
3D19140-01 (Water)

Sampled: 04/19/23 10:45 by Ben Wilkins
(Continued)

Analyte	Result	MDL	MRL	Units	Dil	Analyzed	Qualifier
Method: EPA 548.1							
Batch ID: W3D1823	Preparation: EPA 548.1/SPE		Instr: GCMS06		Prepared: 04/20/23 07:55		Analyst: rmr
Method: EPA 549.2							
Batch ID: W3D2047	Preparation: EPA 549.2/SPE		Instr: LC10		Prepared: 04/24/23 08:13		Analyst: pjs
Diquat	ND		4.0	ug/l	1	05/09/23	
Method: Field							
Batch ID: W3D1787	Preparation: *** DEFAULT PREP ***		Instr: _FIELD		Prepared: 04/19/23 10:45		Analyst: _clnt
pH, Field	8.00			pH Units	1	04/19/23 10:45	
Temperature, Degrees C	14.0			°C	1	04/19/23	
Method: SM 2120B							
Batch ID: W3D1791	Preparation: _NONE (WETCHEM)		Instr: _ANALYST		Prepared: 04/19/23 17:23		Analyst: mes
Color	ND		3.0	Color Units	1	04/19/23 18:22	
Method: SM 2320B							
Batch ID: W3D1797	Preparation: _NONE (WETCHEM)		Instr: AA02		Prepared: 04/19/23 17:58		Analyst: vat
Alkalinity as CaCO3	140		5.0	mg/l	1	04/19/23	
Bicarbonate Alkalinity as HCO3	170		6.1	mg/l	1	04/19/23	
Carbonate Alkalinity as CaCO3	ND		5.0	mg/l	1	04/19/23	
Hydroxide Alkalinity as CaCO3	ND		5.0	mg/l	1	04/19/23	
Method: SM 2330B							
Batch ID: W3E0327	Preparation: _NONE (METALS)		Instr: [CALC]		Prepared: 05/03/23 11:50		Analyst: ntl
Langelier Index @ 60 C	0.778		-10.0	LSI	1	05/03/23	
Langelier Index @ Source Temp	0.165		-10.0	LSI	1	05/03/23	
Method: SM 2510B							
Batch ID: W3D2535	Preparation: _NONE (WETCHEM)		Instr: AA02		Prepared: 04/28/23 10:50		Analyst: vat
Specific Conductance (EC)	320		2.0	umhos/cm	1	04/29/23	
Method: SM 2540C							
Batch ID: W3D1983	Preparation: _NONE (WETCHEM)		Instr: OVEN17		Prepared: 04/21/23 11:39		Analyst: bel
Total Dissolved Solids	160		10	mg/l	1	04/21/23	
Method: SM 4500H+-B							
Batch ID: W3D1794	Preparation: _NONE (WETCHEM)		Instr: AA02		Prepared: 04/19/23 17:42		Analyst: vat
pH	7.85		0.10	pH Units	1	04/19/23 22:05	*
Method: SM 5540C							
Batch ID: W3D1897	Preparation: _NONE (WETCHEM)		Instr: UVVIS04		Prepared: 04/20/23 13:05		Analyst: ZZZ
MBAS	ND		0.050	mg/l	1	04/20/23 19:01	
Method: SM 7110C							
Batch ID: W3D2040	Preparation: _NONE (RADIOCHEM)		Instr: RAD01		Prepared: 04/23/23 16:20		Analyst: ela
Gross Alpha	3.19			pCi/L	1	05/01/23	
Counting Uncertainty: 0.295		MDA: 0.054					

Sample Results

(Continued)

Sample: 3076 - Summit - Treated, RegID: CA3610041_076_076
3D19140-01RE1 (Water)

Sampled: 04/19/23 10:45 by Ben Wilkins

Analyte	Result	MDL	MRL	Units	Dil	Analyzed	Qualifier
Method: EPA 524.3			Instr: GCMS04				
Batch ID: W3D2196		Preparation: Method (P+T)		Prepared: 04/25/23 10:27		Analyst: ADM	
1,2-Dibromo-3-chloropropane	ND		0.010	ug/l	1	04/26/23	
1,2-Dibromoethane (EDB)	ND		0.020	ug/l	1	04/26/23	
<i>Surrogate(s)</i>							
1,2-Dichlorobenzene-d4	100%		70-130	Conc: 0.400		04/26/23	
4-Bromofluorobenzene	98%		70-130	Conc: 0.391		04/26/23	
Method: EPA 531.2			Instr: LC11				
Batch ID: W3D2481		Preparation: _NONE (LC)		Prepared: 04/27/23 16:20		Analyst: PJS	
3-Hydroxycarbofuran	ND		2.0	ug/l	1	05/02/23	
Aldicarb	ND		2.0	ug/l	1	05/02/23	
Aldicarb sulfone	ND		2.0	ug/l	1	05/02/23	
Aldicarb sulfoxide	ND		2.0	ug/l	1	05/02/23	
Carbaryl	ND		2.0	ug/l	1	05/02/23	
Carbofuran	ND		2.0	ug/l	1	05/02/23	
Methiocarb	ND		2.0	ug/l	1	05/02/23	
Methomyl	ND		2.0	ug/l	1	05/02/23	
Oxamyl	ND		2.0	ug/l	1	05/02/23	
Propoxur (Baygon)	ND		2.0	ug/l	1	05/02/23	
<i>Surrogate(s)</i>							
BDMC	107%		70-130	Conc: 10.7		05/02/23	

Sample Results GEL Laboratories, LLC

Sample: 3076 - Summit - Treated
3D19140-01 (Water)

Sampled: 04/19/23 10:45 by Ben Wilkins

Analyte	Result	MDL	MRL	Units	Dil	Analyzed	Qualifier
Calculation							
Method: Calculation		Batch ID: 2434931		Prepared: 06/01/23 00:00		Analyst: NXL1	
Radium-226+228 Sum	0.788			pCi/L	1	06/01/23	
Uncertainty: 0.465	MDA:						
EPA 903.1							
Method: EPA 903.1		Batch ID: 2423880		Prepared: 05/31/23 00:00		Analyst: LXP1	
Radium-226	0.0483			pCi/L	1	05/31/23	U
Uncertainty: 0.106	MDA: 0.210						
EPA 904.0/ EPA 9320							
Method: EPA 904.0/ EPA 9320		Batch ID: 2423906		Prepared: 05/26/23 00:00		Analyst: JE1	
Radium-228	0.740			pCi/L	1	05/26/23	
Uncertainty: 0.453	MDA: 0.664						
<i>Surrogate(s)</i>							
Barium Carrier	89%		25-125			05/26/23	
Yttrium Carrier	74.2%		25-125			05/26/23	

Sample Results LA Testing - EMSL Analytical, Inc. CA-ELAP #2283, Non-NELAP (Continued)

Sample: 3076 - Summit - Treated
3D19140-01 (Water) Sampled: 04/19/23 10:45 by Ben Wilkins

Analyte	Result	MDL	MRL	Units	Dil	Analyzed	Qualifier
EPA 100.2							
Method: EPA 100.2	Batch ID: 322310318		Prepared: 04/20/23 12:35		Analyst: _SUB		
Asbestos	ND		0.20	MFL	1	04/29/23	
Fibers:	Area: 0.2159	Confidence: 0.00-0.73					

Notes and Definitions

Item	Definition
*	The recommended holding time for this analysis is only 15 minutes. The sample was analyzed as soon as it was possible but it was received and analyzed past holding time.
U	Result not detected above the detection limit
%REC	Percent Recovery
Dil	Dilution
MDA	Minimum Detectable Activity
MDL	Method Detection Limit
MRL	The minimum levels, concentrations, or quantities of a target variable (e.g., target analyte) that can be reported with a specified degree of confidence. The MRL is also known as Limit of Quantitation (LOQ)
ND	A result of ND for odor corresponds to No Odor Observed
ND	NOT DETECTED at or above the Method Reporting Limit (MRL). If Method Detection Limit (MDL) is reported, then ND means not detected at or above the MDL.
RPD	Relative Percent Difference
Source	Sample that was matrix spiked or duplicated.

Any remaining sample(s) will be disposed of one month from the final report date unless other arrangements are made in advance.

All results are expressed on wet weight basis unless otherwise specified.

All samples collected by Weck Laboratories have been sampled in accordance to laboratory SOP Number MIS002.

Analyses Accreditation Summary

Analyte	CAS #	Not By NELAP	ANAB ISO 17025
AWWA in Water Aggressive Index		✓	
Field in Water pH, Field Temperature, Degrees C	PH TEMPC	✓ ✓	

Reviewed by:



Valerie I. Ayo
Project Manager



DoD-ELAP ANAB #ADE-2882 • DoD-ISO ANAB # • ELAP-CA #1132 • EPA-UCMR #CA00211 • ISO17025 ANAB #L2457.01 • LACSD #10143

This is a complete final report. The information in this report applies to the samples analyzed in accordance with the chain-of-custody document. Weck Laboratories certifies that the test results meet all requirements of TNI unless noted by qualifiers or written in the Case Narrative. This analytical report must be reproduced in its entirety.



CHINO BASIN WATERMASTER

NOTICE

OF

APPLICATION(S)

RECEIVED FOR

RECHARGE

Date of Notice:

April 5, 2024

This notice is to advise interested persons that the attached application(s) will come before the Watermaster Board on or after 30 days from the date of this notice.

APPLICATION FOR RECHARGE

The attached staff report will be included in the meeting package at the time the transfer begins the Watermaster process.

NOTICE OF APPLICATION(S) RECEIVED

Date of Application: **March 27, 2024**

Date of this notice: **April 05, 2024**

Please take notice that the following Application has been received by Watermaster:

- Notice of Application for Recharge – On March 27, 2024, Fontana Water Company submitted an Application for Recharge for up to 250 acre-feet per year from September 2021 until September 2027 to be recharged to a pilot project located at a vineyard south of Beech Avenue and east of Cherry Avenue in the City of Fontana.

This **Application** will first be considered by each of the respective pool committees on the following dates:

Appropriative Pool: April 11, 2024

Non-Agricultural Pool: April 11, 2024

Agricultural Pool: April 11, 2024

This **Application** will be scheduled for consideration by the Advisory Committee **no earlier than thirty days from the date of this notice and a minimum of twenty-one calendar days** after the last pool committee reviews it.

After consideration by the Advisory Committee, the **Application** will be considered by the Board.

Unless the **Application** is amended, as **Contests** must be submitted a minimum of fourteen (14) days prior to the Advisory Committee's consideration of an **Application**, parties to the Judgment may file **Contests** to the **Application** with Watermaster **within seven calendar days** of when the last pool committee considers it. Any **Contest** must be in writing and state the basis of the **Contest**.

Watermaster address:

Chino Basin Watermaster
9641 San Bernardino Road
Rancho Cucamonga, CA 91730

Tel: (909) 484-3888
Web: www.cbwm.org
recharge_storage@cbwm.org



CHINO BASIN WATERMASTER

9641 San Bernardino Road, Rancho Cucamonga, CA 91730
Tel: 909.484.3888 www.cbwm.org

TODD M. CORBIN
General Manager

STAFF REPORT

DATE: May 16, 2024

TO: Advisory Committee Members

SUBJECT: Third Amendment to Task Order No. 9 Under the Master Agreement for Collaborative Recharge Projects (Project 23a) (Business Item II.A.)

SUMMARY:

Issue: Task Order No. 9, under the Master Agreement for Collaborative Recharge Projects with Inland Empire Utilities Agency, needs to be amended to reflect an increase in construction costs due to delays and scope changes to complete the project. [Advisory Committee Approval Required]

Recommendation: Approve of the Third Amendment to Task Order No.9 to increase the total budgeted cost.

Financial Impact: None for this fiscal year. The total cost of the project is anticipated to increase from \$25,296,340 to \$28,846,016 which is projected to have a budget impact during Fiscal Year 2025/26.

Future Consideration

Advisory Committee – May 16, 2024: Approval

Watermaster Board – May 23, 2024: Approval

ACTIONS:

Appropriative Pool – May 9, 2024: Unanimously recommended Advisory Committee to recommend Watermaster Board approval.

Non-Agricultural Pool – May 9, 2024: Unanimously recommended its representatives to support at Advisory Committee and Watermaster Board subject to changes they deem appropriate.

Agricultural Pool – May 9, 2024: Unanimously recommended Advisory Committee to recommend Watermaster Board approval.

Advisory Committee – May 16, 2024:

Watermaster Board – May 23, 2024:

Watermaster's function is to administer and enforce provisions of the Judgment and subsequent orders of the Court, and to develop and implement an Optimum Basin Management Program

BACKGROUND

Section 6 of the 2013 Amendment to the 2010 Recharge Master Plan Update (RMPU), which was approved on November 12, 2013, listed potential projects that could increase recharge to Chino Basin. To manage costs associated with the projects, Chino Basin Watermaster and Inland Empire Utilities Agency (IEUA) agreed to a Master Cost Sharing Agreement on July 24, 2014. Under the Master Cost Sharing Agreement, Task Order No. 9 (RMPU Improvement Project 23a) (Attachment 1) was created to manage the proposed Stormwater Distribution System, Wineville Basin Improvements, Jurupa Basin Improvements, and RP-3 Basin Improvements, collectively known as Project 23a. When completed, this important project in the southern portion of the Basin will divert and recharge an additional 2,921 AFY of stormwater and dry-weather runoff from the area and 2,905 AFY of recycled water from IEUA's distribution system. The following is an overview of the four components of Project 23a:

1. Stormwater Distribution System - Hydraulically connects Wineville, Jurupa, and RP3 Basins to effectively capture and store stormwater. Add a new pump station at Wineville, provide an additional pump at Jurupa, and lay over 2-miles of new conveyance pipe to provide stormwater conveyance from Wineville Basin to Jurupa Basin.
2. Wineville Basin Improvements - Convert an existing flood control basin into a multipurpose use where new basin activities will include groundwater recharge of stormwater and dry-weather runoff. The conversion will include adding spillway gate structure to raise storage volume; gating existing outlet with motorized actuators, and re-grade basin floor to effectively manage silts.
3. Jurupa Basin Improvements - Improve Jurupa Basin's stormwater capture by replacing the existing diversion with a higher capacity diversion.
4. RP-3 Basin Improvements - Increase conservation storage with added new RP3 Cell, and new pipes and gate to connect the new cell to stormwater.

On June 16, 2021, an amendment to Task Order No. 9 was approved by Watermaster and IEUA. This was the first amendment to change the Project's total budget from \$16.48 million to \$22.04 million, to reflect additional awarded grant funds for the Project, and to adjust the reimbursement schedule under which Watermaster provides its share of the costs to IEUA. (Attachment 2)

The Second Amendment to Task Order No. 9 was entered into by Watermaster and IEUA on August 25 2022, effective September 21, 2022, which increased the available funds for the Wineville/Jurupa/Force Main Conveyance from \$22,040,252 to \$25,296,340. This raised the construction contingencies budget from \$1,548,088 to \$4,804,176, a \$3,256,088 increase, to address unforeseen conditions, changes in scope, and extended delays. (Attachment 3)

DISCUSSION

On June 16, 2021, IEUA awarded the construction contract for the Stormwater Distribution System, Wineville Basin and Jurupa Basin improvements (a portion of the 23a Project) to MNR Construction Inc. in the amount of \$15,480,880. While, separately, the 23a recharge improvements at RP3 Basin were awarded to multiple contractors. On May 19, 2021, IEUA approved a construction contract for the new groundwater diversion structure at RP3 Basin to Metro Builders & Engineers Group, Ltd. for the amount of \$634,881. On June 20, 2018 IEUA awarded the excavation of a new groundwater recharge basin at RP3 to James McMinn, Inc. in the amount of \$677,805.

The construction efforts at the RP3 Basin are completed while the construction for the Stormwater Distribution System, Wineville Basin and Jurupa Basin improvements is 85-percent complete. Currently, unforeseen Project modifications, and adjustments to MNR's scope of work near Project completion have caused construction costs to increase and a delay in project completion. The explanation of the circumstances that resulted in the aforementioned are the following:

Watermaster's function is to administer and enforce provisions of the Judgment and subsequent orders of the Court, and to develop and implement an Optimum Basin Management Program

- Delays with electrical utility provider on the new service connection
- Contractor's inability to provide specified pumps
- Additional time and cost to modify the rubber dam design

During the design phase of the project, the Engineering Consultant prepared electrical construction plans to show the approximate location where Southern California Edison (SCE), the electrical provider in the area, would tie into the new improvements at Wineville and Jurupa Basins. These plans were based on earlier discussions and coordination with SCE. When construction began, IEUA received notice from SCE that detailed plans for SCE's service connections were to be received by February 11, 2022. Unfortunately, this initial deadline was not met and was postponed multiple times by SCE due to limited staffing and continued impacts from the COVID-19 pandemic. IEUA communicated the urgency to SCE to provide requested electrical plans. Unfortunately, SCE was non-responsive to IEUA's continued requests. This delay prevented the Contractor from scheduling the critical electrical work at Wineville Basin and Jurupa Basin.

With SCE's full responses received by November 7, 2023, IEUA and the Contractor negotiated the extended time and compensation to implement and complete the electrical improvements at Wineville Basin which included additional construction requirements and cost escalation. The new date for the completion of the electrical is anticipated to be September 2024.

Since July 13, 2021, the Contractor failed to meet the requirements in providing a complete pump station for the Project. The Contractor has submitted 10 revisions to their proposed pump and motors at the Wineville Basin and Jurupa Basin. Within these revisions came multiple changes and clarifications by the Contractor which delayed and prolonged the pump submittal approval. On August 8, 2023, the Contractor issued a deviation which requested a price increase to pumps and a revised timeline to order and receive the new pumps. The initial price increase was \$264,599 but later increased to \$585,050 due to the market's higher material cost. After several meetings and discussions, it was mutually agreed that the pumps would be removed from the contract. IEUA had no confidence the Contractor's pump supplier could meet requirement and maintain pump performance. Instead, IEUA decided to rebid the new pumps with another qualified Contractor to purchase, install, and test. Under this approach, the current Contractor would only continue work on the remaining tasks less the pumps.

Due to these changes in the acquisition, installation and testing of the new pumps, the Project will require additional cost due to cost escalation and the cost to manage the pump completion to July 2025.

Lastly, during the submittal review in construction IEUA requested an urgent change to the mechanical design on the new Rubber Dam to eliminate a confined space condition when operating the dam. Unfortunately, the Project's detailed requirement for the new rubber dam did not prohibit any confined space conditions with the new equipment. To correct this safety concern, IEUA requested an immediate redesign of the auto-deflate system. This effort delayed the Contractor for 223 calendar days in order to research and resubmit for different rubber dam mechanical components. This was further extended to allow the manufacturer to re-create new controls and programming for the system. Due to these changes the Project costs will increase given the extended schedule and escalation in material cost.

IEUA has been giving regular updates to the Recharge Investigations and Projects Committee (RIPComm), which meets quarterly. At the January 18th, 2024 RIPComm meeting, IEUA gave a detailed status report and gave notice of the increase in cost and project delays. After IEUA concluded contract negotiations with the Contractor, IEUA reported to RIPComm on April 18, 2024 the proposed steps resulting in an increase to the overall project cost.

With the delays, unforeseen Project modifications, and adjustments to MNR's scope of work near Project completion, the proposed increase for the project budget is \$3,549,676, bringing the total to \$28,846,016. With this increased cost for the Project, the updated melded unit cost for all stormwater improvements under the 2013 RMPU project is estimated to rise from \$514 to \$557 per acre-feet annually which remains

below the threshold unit cost of \$612 per acre-feet per year as established by the 2013 RMPU Steering Committee. The unit cost remains under this threshold due to the grants of \$10,833,381 secured from state and federal funds.

The final cost share from IEUA and Watermaster (less grants) with the Project increase is \$803,255 and \$17,209,380, respectively. With \$26,200,809 available in grants and SRF loans (\$10.8 in grants and \$15.4 in SRF), \$2,645,207 is not within the available grant or loans. Based on the current estimated construction completion date of July 2025, repayment for this cost not covered by grants and SRF loan is expected in the Fiscal Year 2025/26 where Watermaster and IEUA's projected pay-go share is \$2,397,090 and \$248,117 respectively.

IEUA staff continues to seek extension of existing funding sources or identification of new grant opportunities to mitigate the fiscal impacts the requested project amendment.

At the Pool Committee meetings held on May 9, 2024, the Appropriative and Overlying (Agricultural) Pools unanimously recommended Advisory Committee to recommend to the Watermaster Board to approve the amendment; the Overlying (Non-Agricultural) Pool unanimously recommended its representatives to support at Advisory Committee and Watermaster Board subject to changes they deem appropriate.

ATTACHMENTS

1. Master Agreement Between CBWM and IEUA regarding Management of Collaborative Recharge Projects: Task Order No. 9
2. First Amendment to Task Order No. 9 RMPU Improvement Project 23a
3. Second Amendment to Task Order No. 9 RMPU Improvement Project 23a
4. Third Amendment to Task Order No. 9 RMPU Improvement Project 23a (Draft)

MASTER AGREEMENT BETWEEN CHINO BASIN WATERMASTER AND INLAND EMPIRE UTILITIES AGENCY REGARDING THE MANAGEMENT OF COLLABORATIVE RECHARGE PROJECTS

TASK ORDER NO. 9
RMPU IMPROVEMENT PROJECT 23a

This Task Order is made and entered into as of the 25th day of May, 2017 by and between the Chino Basin Watermaster, hereinafter referred to as "Watermaster," and the Inland Empire Utilities Agency, hereinafter referred to as "IEUA" (each a "Party" and collectively, the "Parties").

In consideration of the mutual promises, covenants, and conditions as addressed in the Master Agreement dated July 24, 2014, as amended thereafter, and as specifically hereinafter set forth, the Parties do hereby agree as follows:

1. PURPOSE

The purpose of this Task Order is to govern the project management, planning, permitting, bid/award of construction, design and construction of the 2013 RMPU Proposed Wineville PS to Jurupa, Expanded Jurupa PS to RP3 Basin, and 2013 Proposed RP3 Improvements Project (RMPU Improvements Project ID 23a) ("Project").

The Project consists of four major recharge improvement components and, when completed, will divert and recharge an additional 2,921 acre-feet per year ("AFY") of stormwater and dry-weather runoff from the area and 2,905 AFY of recycled water from IEUA's distribution system. The following is an overview of the Project's four components:

1. Stormwater Distribution System – Hydraulically connect the Wineville, Jurupa, and RP3 basins to effectively capture and store stormwater. Add a new pump station at Wineville, provide an additional pump at Jurupa, and lay over two miles of new conveyance pipe to provide stormwater conveyance from Wineville Basin to Jurupa Basin.
2. Wineville Basin Improvements – Convert an existing flood control basin into a multipurpose recharge basin where new activities will include groundwater recharge of stormwater and dry-weather runoff. The conversion will include adding a spillway gate structure to raise storage volume, gating an existing outlet with motorized actuators, and re-grading the basin floor to effectively manage silts.
3. Jurupa Basin Improvements – Improve Jurupa Basin's stormwater capture by replacing the existing diversion with a higher capacity diversion.

4. RP-3 Basin Improvements – Increase conservation storage by adding a new RP3 Cell, and new pipes and a gate to connect the new cell to stormwater. The project assumes the reduction of hauling costs by 90% by working with local contractors/haulers to remove soil at no or low cost.

On November 17, 2016, the Watermaster Board approved the “Post 2014 Stormwater Recharge Program” as part of the results and findings presented from the completed preliminary design report on the agreed upon 2013 RMPU projects. Under the “Post 2014 Stormwater Recharge Program,” the Project was recommended for final design, bidding, and construction.

2. SCOPE

The activities to be undertaken pursuant to this Task Order include project development to properly establish the Project’s scope and schedule, preliminary design evaluation to define the extent of the upgrades of each site, design for the preparation of the construction plans and specifications for the upgrades, permitting and California Environmental Quality Act (“CEQA”) review for each site proposed for upgrades, bid/award of the construction contract to the lowest responsible/responsive bidder, and the construction of the basin upgrades. The following is the projected cost breakdown and schedule for each of the Project phases:

Phase	Start	Finish	Projected Cost
Project Development	07/01/14	12/17/14	\$14,600
Pre-Design	12/18/14	11/16/16	\$407,900
Environmental Impact	12/18/14	04/20/16	\$179,500
Permits	12/18/14	01/08/18	\$52,400
Design	06/22/17	03/12/18	\$1,372,500
Bid and Award	03/13/18	06/20/18	15,000
Construction	03/22/18	06/28/19	\$14,441,000
Total			\$16,482,900

As of the date upon which the Parties enter into this Task Order, the Project development, pre-design and environmental impact phases of the Project have been completed and the Parties acknowledge that all funds for these phases have been expended and reimbursed, as applicable. The Task Order does not create any further rights or responsibilities for either of the Parties with respect to these phases of the Project.

3. IEUA RESPONSIBILITIES

IEUA agrees to provide Project management and contract administration services that include, but are not limited to:

- Engagement of consulting services as needed for:
 - Preliminary design and design engineering services;
 - CEQA compliance and permitting;
 - Bid and award efforts; and,
 - Engineering support during construction
- Management of consultants for the above;
- Approval of progress payments for consultants;
- Recommendations as to change orders for consultants; and,
- Payment of consultant invoices

During construction, IEUA agrees to provide construction management and contract administration services that include, but are not limited to:

- Engagement of construction contract services for:
 - Construction work to implement the upgrades
- Management of contractors for the above;
- Approval of progress payments for contractors;
- Recommendations as to change orders for contractors; and,
- Payment of contractor invoices

IEUA will supply all personnel and equipment required to perform the assigned services.

4. WATERMASTER RESPONSIBILITIES

Watermaster agrees that it and its employees and consultants will cooperate with IEUA and its contractors in the performance of services under this Task Order and will provide any necessary documentation and information in Watermaster's possession.

5. BUDGET AND COST ALLOCATION

Unless the scope of work is changed and an increase is authorized by the Parties, the budget for the activities to be undertaken pursuant to this Task Order is sixteen million

four hundred eighty-two thousand nine hundred dollars (\$16,482,900) (“Budget”), of which \$8,541,450 is available in grant funds. The grant funds available for each phase of the Project are as follows:

Available Grants	Stormwater Distribution System	Wineville Basin	Jurupa Basin	RP-3 Basin	Total
State Water Resources Control Board - Storm Water Grant Program	\$5,192,120	\$1,895,530	\$741,730	\$412,070	\$8,241,450
United States Department of Interior Bureau of Reclamation – Drought Resiliency	-	-	-	\$300,000	\$300,000
Total	\$5,192,120	\$1,895,530	\$741,730	\$712,070	\$8,541,450

The Parties agree that the Budget less the grant funds is shared consistent with the methodology described in Peace II Agreement Section 8.1(b), and that IEUA’s share of the costs is based on a 50% allocation of the costs of those portions of the project for which there is a recycled water component. The Budget includes IEUA capital, administrative, and overhead expenses associated with IEUA’s provision of the services described in Section 3 above. The total budget allocation by Party and project component is as follows:

Project	Stormwater Distribution System	Wineville Basin	Jurupa Basin	RP-3 Basin	Total
Watermaster	\$4,792,080	\$1,692,470	\$682,270	\$387,315	\$7,554,135
IEUA	-	-	-	\$387,315	\$387,315
Grants	\$5,192,120	\$1,895,530	\$741,730	\$712,070	\$8,541,450
Total	\$9,984,200	\$3,588,000	\$1,424,000	\$1,486,700	\$16,482,900

The Parties shall budget, pursuant to their own budget mechanism, such that each is able to expend the amounts shown in the Fiscal Years shown in the table below.

PID 23a	Prior Fiscal Years (FY)	FY 17/18	FY 18/19	FY 19/20	FY 20/21	Total
Watermaster	\$903,553	\$953,803	\$1,663,701	\$3,968,249	\$64,829	\$7,554,135
IEUA	\$250,250	\$100,000	\$37,065	-	-	\$387,315
SWRCB Grant	\$0	-	\$7,000,000	\$1,141,450	\$100,000	\$8,241,450
USBR Grant	\$0	\$100,000	\$200,000	-	-	\$300,000
Total	\$1,153,803	\$1,153,803	\$8,900,766	\$5,109,699	\$164,829	\$16,482,900

6. TOTAL BUDGETED COST

The Parties agree to pay their respective portion of the Budget, less the available grant funding. The Parties shall not be required to pay more than \$7,941,450 (“Total Budgeted Cost”).

7. MAXIMUM COSTS TO WATERMASTER

The costs to be required of Watermaster shall not exceed its share of the Total Budgeted Cost, as shown in Section 5 above, or \$7,554,135.

8. MAXIMUM COSTS TO IEUA

The costs to be required of IEUA shall not exceed its share of the Total Budgeted Cost, as shown in Section 5 above, or \$387,315.

9. TERM

The Project has been underway since FY 14-15. This Task Order shall not create any new responsibilities or obligations for either Party for phases of the Project completed prior to the entrance into this Task Order. The terms of this Task Order shall remain effective until IEUA’s receipt of Watermaster’s share of costs expended pursuant to the Budget shown above, so that IEUA may close out the activities.

10. REIMBURSEMENT

Watermaster’s reimbursement of IEUA for work performed under this Task Order shall be as provided in Article 3 of the July 24, 2014 Master Agreement and as amended thereafter.

11. EFFECTIVE DATE

This Task Order No. 9 will be deemed effective as of August 28, 2014. The Task Order will apply retroactively and govern all work undertaken on the Project from August 28, 2014 until the Project is completed and this Task Order expires.

IN WITNESS WHEREOF, the Parties have executed this Agreement on the day and year and at the place first above written.

CHINO BASIN WATERMASTER

By 
PETER KAVOUNAS
General Manager

INLAND EMPIRE UTILITIES AGENCY

By 
P. JOSEPH GRINDSTAFF
General Manager

038350\0033\15562071.3

FIRST AMENDMENT
to
TASK ORDER NO. 9
RMPU IMPROVEMENT PROJECT 23a
under the
MASTER AGREEMENT REGARDING THE
MANAGEMENT OF COLLABORATIVE RECHARGE PROJECTS
between
INLAND EMPIRE UTILITIES AGENCY
and
CHINO BASIN WATERMASTER

This First Amendment to Task Order No. 9 is made and entered into as of the 16 day of June, 2021 by and between the Inland Empire Utilities Agency (IEUA) and the Chino Basin Watermaster (Watermaster) (each a "Party" and collectively, the "Parties").

RECITALS

- A. Task Order No. 9 for the RMPU IMPROVEMENT PROJECT 23a (the "Task Order") was approved by IEUA and Watermaster on May 25th, 2017.
- B. The recently received, higher bid prices for the construction of the RMPU IMPROVEMENT under PROJECT ID 23a, the proposed Wineville Pumps Station to Jurupa, the expansion of the Jurupa's Pumps stations to RP-3, and the approved recharge improvements at Wineville, Jurupa and RP3 Basins (collectively, the "Project") necessitates a change to the Project's total budget from \$16.48 million to \$22.04 million.
- C. United States Department of Interior's Bureau of Reclamation awarded the proposed Wineville Pumps Station to Jurupa, the expansion of the Jurupa's Pumps stations to RP-3, and the recharge improvements at Wineville and Jurupa with a grant of \$740,000 through Section 9504(a) of the Secure Water Act, Public Law 111-11 (Agreement Number R18AP000777).
- C. IEUA and Watermaster wish to amend that Task Order to reflect the necessary budget increase and the grant award, and to adjust the reimbursement schedule under which Watermaster provides its share of the costs to IEUA.

NOW THEREFORE IT IS AGREED TO AMEND THE TASK ORDER AS FOLLOWS:

1. Section 2 of the Task Order titled SCOPE shall be amended to read:

The activities to be undertaken pursuant to this Task Order include project development to properly establish project's scope and schedule, preliminary design evaluation to define the extent of the upgrades of each site, design for the preparation of the construction plans and specifications for the upgrades, permitting and CEQA review for each site proposed for

upgrades, bid/award of the construction contract to the lowest responsible/responsive bidder, and the construction of the improvements. The following is projected cost breakdown and schedule for each of the project phases:

Phase	Start	Finish	Projected Cost
Project Development	7/1/2014	12/17/2014	\$14,600
Pre-Design	12/18/2014	11/16/2016	\$407,900
Environmental Impact	12/18/2014	4/20/2016	\$179,500
Permits	12/18/2014	1/8/2018	\$52,400
Design	6/22/2017	12/31/2020	\$1,372,500
Bid and Award	1/1/2021	6/15/2021	\$15,000
Construction	6/22/2021	8/21/2022	\$19,998,352
Total			\$22,040,252

As of the date upon which the Parties enter into this Task Order, the project development, pre-design and environmental impact phases of the Project have been completed and the Parties acknowledge that all funds for these phases have been expended and reimbursed, as applicable. The Task Order does not create any further rights or responsibilities for either of the Parties with respect to these phases of the Project.

2. Section 5 of the Task Order titled BUDGET AND COST ALLOCATION shall be amended to read:

Unless the scope of work is changed and an increase is authorized by the Parties, the budget for the activities to be undertaken pursuant to this Task Order is twenty-two million forty thousand two hundred fifty-two dollars (\$22,040,252) ("Budget"), of which \$10,833,381 is available in grant funds. The grant funds available for each phase of the Project are as follows:

Available Grants	Stormwater Distribution System/Wineville Basin/Jurupa Basin	RP-3 Basin	Total
State Water Resources Control Board - Storm Water Grant Program	\$8,994,167	\$809,214	\$9,803,381
United States Department of Interior Bureau of Reclamation - Drought Resiliency	-	\$290,000	\$290,000
United States Department of Interior Bureau of Reclamation - Secure Water Act	\$740,000	-	\$740,000
Total	\$9,734,167	\$1,099,214	\$10,833,381

The Parties agree that the Budget less the grant funds is shared consistent with the methodology described in Peace II Agreement Section 8.l(b), and that IEUA's share of the costs is based on a 50% allocation of the costs of those portions of the project for which there is a recycled water component. The Budget includes IEUA capital, administrative, and overhead expenses associated with IEUA's provision of the services described in Section 3 above. The total budget allocation by Party and project component is as follows:

CBWM/IEUA/Grant	Stormwater Distribution System/Wineville Basin/Jurupa Basin	RP-3 Basin	Total
Watermaster	\$10,486,785	\$360,043	\$10,846,828
IEUA	-	\$360,043	\$360,043
Grants	\$9,734,167	\$1,099,214	\$10,833,381
Total	\$20,220,952	\$1,819,300	\$22,040,252

The Parties shall budget, pursuant to their own budget mechanism and in accordance with the May 26th, 2016 First Amendment to the Master Agreement Regarding the Management of Collaborative Recharge Projects between IEUA and Watermaster.

3. Section 6 of the Task Order titled TOTAL BUDGETED COST shall be amended to read:

The Parties agree to pay their respective portion of the Budget, less the available grant funding. The parties shall not be required to pay more than \$11,206,871 ("Total Budgeted Cost").

4. Section 7 of the Task Order titled MAXIMUM COSTS TO WATERMASTER shall be amended to read:

The costs to be required of Watermaster shall not exceed its share of the Total Budgeted Cost, as shown in Section 5 above, or \$10,846,828.

5. Section 8 of the Task Order titled MAXIMUM COSTS TO IEUA shall be amended to read:

The costs to be required of IEUA shall not exceed its share of the Total Budgeted Cost, as shown in Section 5 above, or \$360,043.

(The remaining balance of this page is left intentionally blank)

ALL OTHER PROVISIONS SHALL REMAIN UNCHANGED.


IN WITNESS WHEREOF, the parties hereby have caused this Amendment to be entered into as of the day and year written above.

CHINO BASIN WATERMASTER:



Peter Kavounas, P.E.
General Manager

INLAND EMPIRE UTILITIES AGENCY:

DocuSigned by:

Shivaji Deshmukh #1458

EAD8C0E4F0B34DA...
General Manager

SECOND AMENDMENT
to
TASK ORDER NO. 9
RMPU IMPROVEMENT PROJECT 23a
under the
MASTER AGREEMENT REGARDING THE
MANAGEMENT OF COLLABORATIVE RECHARGE PROJECTS
between
INLAND EMPIRE UTILITIES AGENCY
and
CHINO BASIN WATERMASTER

This Second Amendment to Task Order No. 9 is made and entered into as of the ____ day of September 2022 by and between the Inland Empire Utilities Agency (IEUA) and the Chino Basin Watermaster (Watermaster) (each a “Party” and collectively, the “Parties”).

RECITALS

- A. Task Order No. 9 for the RMPU IMPROVEMENT PROJECT 23a (the “Task Order”) was approved by IEUA and Watermaster on May 25, 2017, to govern the project management, planning, permitting, bid/award of construction, design and construction of the 2013 RMPU Proposed Wineville PS to Jurupa, Expanded Jurupa PS to RP3 Basin, and 2013 Proposed RP3 Improvements Project (RMPU Improvements Project ID 23a) ("Project").
- B. The First Amendment to Task Order No. 9 was entered into by Watermaster and IEUA, effective June 16, 2021, which changed the total budget for the Project’s total budget from \$16.48 million to \$22.04 million due to higher than anticipated bid prices for the Project and additional awarded grant funds for the Project. The First Amendment to Task Order No. 9 adjusted the reimbursement schedule under which Watermaster provides its share of the costs to IEUA accordingly.
- C. On June 16, 2021, IEUA awarded a \$15,480,480 construction contract for a portion of the Project, the Wineville/Jurupa/Force Main Conveyance, to MNR Construction, Inc (MNR).
- D. The budget for the Project includes \$1,548,088 for contingencies during the construction of the Wineville/Jurupa/Force Main Conveyance to address unforeseen conditions, changes in scope, and delays. However, current project field conditions, extended delays, and ongoing market concerns require additional contingency funds. IEUA and Watermaster staff are recommending increasing the available contingency funds for the Wineville/Jurupa/Force Main Conveyance to \$4,804,176, a \$3,256,088 increase.
- E. IEUA and Watermaster wish to amend Task Order No. 9 to reflect the necessary budget increase for the recommended increase of the available continency funds for the construction of the Wineville/Jurupa/Force Main Conveyance and adjustment of the reimbursement schedule under which Watermaster provides its share of the costs to IEUA.

NOW THEREFORE IT IS AGREED TO AMEND THE TASK ORDER AS FOLLOWS:

1. Section 2 of the Task Order titled SCOPE shall be amended to read:

The activities to be undertaken pursuant to this Task Order include project development to properly establish project's scope and schedule, preliminary design evaluation to define the extent of the upgrades of each site, design for the preparation of the construction plans and specifications for the upgrades, permitting and CEQA review for each site proposed for upgrades, bid/award of the construction contract to the lowest responsible/responsive bidder, and the construction of the improvements. The following is projected cost breakdown and schedule for each of the project phases:

Phase	Start	Finish	Projected Cost
Project Development	7/1/2014	12/17/2014	\$14,600
Pre-Design	12/18/2014	11/16/2016	\$407,900
Environmental Impact	12/18/2014	4/20/2016	\$179,500
Permits	12/18/2014	1/8/2018	\$52,400
Design	6/22/2017	12/31/2020	\$1,372,500
Bid and Award	1/1/2021	6/15/2021	\$15,000
Construction	6/22/2021	12/31/2023	\$23,254,440
		Total	\$25,296,340

As of the date upon which the Parties enter into this Task Order, the project development, pre-design and environmental impact phases of the Project have been completed and the Parties acknowledge that all funds for these phases have been expended and reimbursed, as applicable. The Task Order does not create any further rights or responsibilities for either of the Parties with respect to these phases of the Project.

2. Section 5 of the Task Order titled BUDGET AND COST ALLOCATION shall be amended to read:

Unless the scope of work is changed and an increase is authorized by the Parties, the budget for the activities to be undertaken pursuant to this Task Order is twenty-five million two hundred ninety-six thousand three hundred forty dollars (\$25,296,340) ("Budget"), of which \$10,833,381 is available in grant funds. The grant funds available for each phase of the Project are as follows:

(The remaining balance of this page is left intentionally blank)

Available Grants	Stormwater Distribution System/Wineville Basin/Jurupa Basin	RP-3 Basin	Total
State Water Resources Control Board - Storm Water Grant Program	\$8,994,167	\$809,214	\$9,803,381
United States Department of Interior Bureau of Reclamation - Drought Resiliency	-	\$290,000	\$290,000
United States Department of Interior Bureau of Reclamation - Secure Water Act	\$740,000	-	\$740,000
Total	\$9,734,167	\$1,099,214	\$10,833,381

The Parties agree that the Budget less the grant funds is shared consistent with the methodology described in Peace II Agreement Section 8.l(b), and that IEUA's share of the costs is based on a 50% allocation of the costs of those portions of the project for which there is a recycled water component. The Budget includes IEUA capital, administrative, and overhead expenses associated with IEUA's provision of the services described in Section 3 above. The total budget allocation by Party and project component is as follows:

CBWM/IEUA/Grant	Stormwater Distribution System/Wineville Basin/Jurupa Basin	RP-3 Basin	Total
Watermaster	\$13,742,873	\$360,043	\$14,102,916
IEUA	-	\$360,043	\$360,043
Grants	\$9,734,167	\$1,099,214	\$10,833,381
Total	\$23,477,040	\$1,819,300	\$25,296,340

The Parties shall budget, pursuant to their own budget mechanism and in accordance with the May 26th, 2016, First Amendment to the Master Agreement Regarding the Management of Collaborative Recharge Projects between IEUA and Watermaster.

- Section 6 of the Task Order titled TOTAL BUDGETED COST shall be amended to read:

The Parties agree to pay their respective portion of the Budget, less the available grant funding. The parties shall not be required to pay more than \$14,462,959 (“Total Budgeted Cost”).

4. Section 7 of the Task Order titled MAXIMUM COSTS TO WATERMASTER shall be amended to read:

The costs to be required of Watermaster shall not exceed its share of the Total Budgeted Cost, as shown in Section 5 above, or \$14,102,916.

ALL OTHER PROVISIONS SHALL REMAIN UNCHANGED.

IN WITNESS WHEREOF, the parties hereby have caused this Amendment to be entered into as of the day and year written above.

CHINO BASIN WATERMASTER:

INLAND EMPIRE UTILITIES AGENCY:

Peter Kavounas, P.E.
General Manager

Shivaji Deshmukh, P.E.
General Manager

THIRD AMENDMENT
to
TASK ORDER NO. 9
RMPU IMPROVEMENT PROJECT 23a
under the
MASTER AGREEMENT REGARDING THE
MANAGEMENT OF COLLABORATIVE RECHARGE PROJECTS
between
INLAND EMPIRE UTILITIES AGENCY
and
CHINO BASIN WATERMASTER

This Third Amendment to Task Order No. 9 is made and entered into as of the ____ day of May 2024 by and between the Inland Empire Utilities Agency (“IEUA”) and the Chino Basin Watermaster (“Watermaster”) (each a “Party” and collectively, the “Parties”).

RECITALS

- A. Task Order No. 9 for the RMPU IMPROVEMENT PROJECT 23a (the “Task Order”) was approved by IEUA and Watermaster on May 25, 2017, to govern the project management, planning, permitting, bid/award of construction, design and construction of the 2013 RMPU Proposed Wineville PS to Jurupa, Expanded Jurupa PS to RP3 Basin, and 2013 Proposed RP3 Improvements Project (RMPU Improvements Project ID 23a) (“Project”).
- B. The First Amendment to Task Order No. 9 was entered into by Watermaster and IEUA, effective June 16, 2021, which changed the total budget for the Project’s total budget from \$16,482,900 to \$22,040,252 due to higher than anticipated bid prices for the Project and additional awarded grant funds for the Project. The First Amendment to Task Order No. 9 adjusted the reimbursement schedule under which Watermaster provides its share of the costs to IEUA accordingly.
- C. On June 16, 2021, IEUA awarded a \$15,480,480 construction contract for a portion of Project, the Wineville/Jurupa/Force Main Conveyance, to MNR Construction, Inc (MNR).
- D. The Second Amendment to Task Order No. 9 was made effective September 21, 2022, which increased the available funds for the Wineville/Jurupa/Force Main Conveyance from \$22,040,252 to \$25,296,340. This raised the construction contingencies budget from \$1,548,088 to \$4,804,176, a \$3,256,088 increase, to address unforeseen conditions, changes in scope, and extended delays.
- E. Further unusual delays, unforeseen Project modifications, and adjustments to MNR’s scope of work near Project completion have caused construction costs to increase. Therefore, IEUA and Watermaster staff are recommending increasing the funds available for the Wineville/Jurupa/Force Main Conveyance from and RP3 from \$25,296,340 to \$28,846,016, a \$3,549,676 increase.

- F. IEUA and Watermaster wish to amend Task Order No. 9 to increase the budget to cover higher than expected construction costs of the Project and to revise the reimbursement schedule under which Watermaster and IEUA provide its share of the costs.

NOW THEREFORE IT IS AGREED TO AMEND THE TASK ORDER AS FOLLOWS:

1. Section 2 of the Task Order titled SCOPE shall be amended to read:

The activities to be undertaken pursuant to this Task Order include project development to properly establish project's scope and schedule, preliminary design evaluation to define the extent of the upgrades of each site, design for the preparation of the construction plans and specifications for the upgrades, permitting and CEQA review for each site proposed for upgrades, bid/award of the construction contract to the lowest responsible/responsive bidder, and the construction of the improvements. The following is projected cost breakdown and schedule for each of the project phases:

Phase	Start	Finish	Projected Cost
Project Development	7/1/2014	12/17/2014	\$14,600
Pre-Design	12/18/2014	11/16/2016	\$407,900
Environmental Impact	12/18/2014	4/20/2016	\$179,500
Permits	12/18/2014	1/8/2018	\$52,400
Design	6/22/2017	12/31/2020	\$1,372,500
Bid and Award	1/1/2021	6/15/2021	\$15,000
Construction	6/22/2021	12/31/2025	\$26,804,116
		Total	\$28,846,016

As of the date upon which the Parties enter into this Task Order, the project development, pre-design and environmental impact phases of the Project have been completed and the Parties acknowledge that all funds for these phases have been expended and reimbursed, as applicable. The Task Order does not create any further rights or responsibilities for either of the Parties with respect to these phases of the Project.

2. Section 5 of the Task Order titled BUDGET AND COST ALLOCATION shall be amended to read:

Unless the scope of work is changed and an increase is authorized by the Parties, the budget for the activities to be undertaken pursuant to this Task Order is twenty-eight million eight hundred forty-six thousand sixteen dollars (\$28,846,016) ("Budget"), of which \$10,833,381 is available in grant funds. The grant funds available for each phase of the Project are as follows:

Available Grants	Stormwater Distribution System/Wineville Basin/Jurupa Basin	RP-3 Basin	Total
State Water Resources Control Board - Storm Water Grant Program	\$8,994,167	\$809,214	\$9,803,381
United States Department of Interior Bureau of Reclamation - Drought Resiliency	-	\$290,000	\$290,000
United States Department of Interior Bureau of Reclamation - Secure Water Act	\$740,000	-	\$740,000
Total	\$9,734,167	\$1,099,214	\$10,833,381

The Parties agree that the Budget less the grant funds is shared consistent with the methodology described in Peace II Agreement Section 8.l(b), and that IEUA's share of the costs is based on a 50% allocation of the costs of those portions of the project for which there is a recycled water component. The Budget includes IEUA capital, administrative, and overhead expenses associated with IEUA's provision of the services described in Section 3 above. The total budget allocation by Party and project component is as follows:

CBWM/IEUA/Grant	Stormwater Distribution System/Wineville Basin/Jurupa Basin	RP-3 Basin	Total
Watermaster	\$16,406,125	\$803,255	\$17,209,380
IEUA	-	\$803,255	\$803,255
Grants	\$9,734,167	\$1,099,214	\$10,833,381
Total	\$26,140,292	\$2,705,724	\$28,846,016

The Parties shall budget, pursuant to their own budget mechanism and in accordance with the May 26th, 2016, First Amendment to the Master Agreement Regarding the Management of Collaborative Recharge Projects between IEUA and Watermaster.

- Section 6 of the Task Order titled TOTAL BUDGETED COST shall be amended to read:

The Parties agree to pay their respective portion of the Budget, less the available grant funding. The parties shall not be required to pay more than \$18,012,635 ("Total Budgeted Cost").

4. Section 7 of the Task Order titled MAXIMUM COSTS TO WATERMASTER shall be amended to read:

The costs to be required of Watermaster shall not exceed its share of the Total Budgeted Cost, as shown in Section 5 above, or \$17,209,380.

5. Section 8 of the Task Order titled MAXIMUM COSTS TO IEUA shall be amended to read:

The costs to be required of IEUA shall not exceed its share of the Total Budgeted Cost, as shown in Section 5 above, or \$803,255.

ALL OTHER PROVISIONS SHALL REMAIN UNCHANGED.

IN WITNESS WHEREOF, the parties hereby have caused this Amendment to be entered into as of the day and year written above.

CHINO BASIN WATERMASTER:

INLAND EMPIRE UTILITIES AGENCY:

Todd Corbin,
General Manager

Shivaji Deshmukh, P.E.
General Manager



CHINO BASIN WATERMASTER

ADVISORY COMMITTEE

May 16, 2024

INLAND EMPIRE UTILITIES AGENCY REPORTS

The following items are provided for receive and file.

- Metropolitan Water District Activities Report
- Water Supply Conditions
- State and Federal Legislative Reports



CHINO BASIN WATERMASTER

9641 San Bernardino Road, Rancho Cucamonga, CA 91730
Tel: 909.484.3888 www.cbwm.org

TODD M. CORBIN
General Manager

STAFF REPORT

DATE: May 16, 2024

TO: Advisory Committee Members

SUBJECT: Watermaster Fiscal Year 2024/25 Proposed Budget (Business Item II.B.)

SUMMARY:

Issue: Fiscal Year 2024/25 Budget approval [Advisory Committee Approval Required]

Recommendation: Approve of the Watermaster Fiscal Year 2024/25 Proposed Budget as presented.

Financial Impact: The Fiscal Year 2024/25 Proposed Budget is \$10,503,350 (excluding any Carryover Funds).

Future Consideration

Advisory Committee – May 16, 2024: Approval

Watermaster Board – May 23, 2024: Adoption

ACTIONS:

Appropriative Pool – May 9, 2024: Unanimously recommended Advisory Committee approval of the budget as presented.

Non-Agricultural Pool – May 9, 2024: Unanimously recommended Advisory Committee approval of the budget as presented subject to changes which they deem appropriate.

Agricultural Pool – May 9, 2024: Unanimously recommended Advisory Committee approval of the budget as presented.

Advisory Committee – May 16, 2024:

Watermaster Board – May 23, 2024:

Watermaster's function is to administer and enforce provisions of the Judgment and subsequent orders of the Court, and to develop and implement an Optimum Basin Management Program

BACKGROUND

To prepare a budget of anticipated expenses each year, Watermaster conducts meetings with internal staff and consultants to discuss upcoming projects and anticipated work. As the budget is developed, the related budgeted expenses are continually refined based on feedback of the stakeholders. The following budget-related meetings were held during the past few months:

- Watermaster staff met with the West Yost staff on February 16, 2024 for an Engineering Services budget overview to discuss the ongoing engineering-related activities required by the Judgment, the Peace Agreements, Court orders, the Basin Plan, as well as other upcoming engineering activities.
- During the period of February through April 2024, Watermaster staff held numerous additional meetings and discussions with staff from West Yost to discuss questions and feedback regarding the Engineering Services budget and expected engineering activities for FY 2024/25.
- Watermaster staff has also had numerous meetings and discussions with staff from Brownstein Hyatt Farber Schreck regarding the Legal Services budget and expected legal activities for FY 2024/25 during the period of March through April 2024.
- In March 2024, the Treasurer of Inland Empire Utilities Agency, Mr. Alex Lopez, provided Watermaster's share of the Debt Service figures to be included in the budget for FY 2024/25.
- The Groundwater Recharge Coordinating Committee has met on a quarterly basis to review the anticipated costs of operations and maintenance activities and develop the scope of activities for the upcoming FY 2024/25 budget as recommended by IEUA. The last meeting was held on February 27, 2024.
- The Ground-Level Monitoring Committee met on March 7, 2024 to review and recommend a scope and budget for the Ground-Level Monitoring Program for FY 2024/25. The Technical Memorandum regarding the proposed recommendation for the scope and budget for the Ground-Level Monitoring Committee for FY 2024/25 was issued on April 22, 2024.
- The Prado Basin Habitat Sustainability Committee met on March 21, 2024 to review and recommend a scope and budget for the Prado Basin Habitat Sustainability Program for FY 2024/25. The Technical Memorandum regarding the proposed recommendation for the scope and budget for the Prado Basin Habitat Sustainability Program for FY 2024/25 was issued on March 7, 2024.
- The Recharge Investigations and Projects Committee meets quarterly and the most recent meeting was held on April 18, 2024. The purpose of these meetings is to review ongoing capital projects and future years' capital expense projections, and SRF loan and other financing activities.

Based on the above-mentioned activities of the various committees, along with other input from staff and consultants, Watermaster developed the Proposed FY 2024/25 Budget version dated May 3, 2024 in the amount of \$10,503,350. Attachment 1 provides the Proposed FY 2024/25 Budget Detail and can be accessed at the following link:

Attachment 1: <https://cbwm.syncedtool.com/shares/file/DLu20g3cJ8O/>

DISCUSSION

On Tuesday, March 26, 2024, Watermaster conducted the Budget Release meeting and provided an overview of the Proposed FY 2024/25 Budget of \$10,587,620 and provided information on the highlights of the proposed budget. The presentation provided the budget drivers and how those drivers become expenses, additional commitments, how the budget is developed, various budget comparison tables, the estimated assessment calculation, and future actions required. Representatives from West Yost and Brownstein Hyatt Farber Schreck presented their own proposed budgets and provided information on new

Watermaster's function is to administer and enforce provisions of the Judgment and subsequent orders of the Court, and to develop and implement an Optimum Basin Management Program

efforts, projects with narrowed and reduced budgets, and/or projects that are being completely removed for FY 2024/25.

Attendees at the meeting were requested to submit their budget-related questions using the FY 2024/25 Budget Questions portal located on the home page of Watermaster's website. By April 9, 2024, there were 20 questions submitted to the portal, and all responses were posted to the portal by April 23, 2024.

The Watermaster Budget Workshop #1 was held on Tuesday, April 16, 2024. Representatives from West Yost, Brownstein Hyatt Farber Schreck, and IEUA were available during the meeting to answer questions related to their specific areas of focus as contained within the proposed budget.

The majority of the workshop focused on addressing the questions submitted through the portal, specifically on the following topics: (1) Administrative expenses (meetings, office building, office supplies and equipment, accounting consulting services, travel expenses, conferences and seminars, board briefings/workshops, and rules and regulations rewrite); (2) Legal services for Archibald South Plume, Chino Airport Plume, and Santa Ana River Habitat Conservation Plan – accounts 6907.31, 6907.32, and 6907.36; (3) OBMP Update – account 6907.45; (4) Water Quality Management Program (WQMP) and Emerging Contaminants Monitoring Plan (EMCP) – accounts 7505 and 7520; (5) Safe Yield Court Order – accounts 6907.47 and 7614; (6) Ag Production Estimation – account 5925; (7) Storage and Recovery Master Plan – account 7610; (8) Salaries and Benefits – accounts 5901.7, 6901.3, 6901.9, 7301.1, and 60182.4; (9) Legal fees for OBMP update – account 6907.45; and (10) Recharge Water Program Debt Service and O&M – accounts 7690.1 and 7206. The West Yost team then presented additional information pertaining to the engineering budget, focusing on the major engineering tasks for FY 2024/25: (1) Water Quality Management Program, (2) Support Implementation of the Safe Yield Court Order, and (3) Develop 2025 Storage Management Plan.

An opportunity was provided at the end of the workshop for attendees to ask any questions. Parties were instructed on how to navigate to the Watermaster website portal to submit their questions, and the workshop was concluded with future required actions and next steps.

The Watermaster Budget Workshop #2 was held on Tuesday, April 23, 2024. Representatives from West Yost and Brownstein Hyatt Farber Schreck were available during the meeting to answer any questions related to their specific areas of focus within the proposed budget. The workshop focused on addressing the remaining questions submitted pertaining to carryover budget. In addition, supplemental schedules were provided to the parties: (1) Proposed Detail Budget of \$10,550,970; (2) Carryover Budget Detail as of June 30, 2023; and (3) Updated Engineering Budget Tables with corresponding footnotes. An opportunity was provided for those in attendance to ask questions and/or obtain clarification on any item within the FY 2024/25 budget. There were no new topics raised for discussion, and the meeting was concluded with future required actions and next steps.

The Watermaster Budget Workshop #3 was held on Tuesday, April 30, 2024. Representatives from West Yost and Brownstein Hyatt Farber Schreck were available during the meeting to answer any questions related to their specific areas of focus within the proposed budget. The workshop focused on introducing updated documents: (1) Proposed Detail Budget of \$10,481,920; (2) Carryover Budget Detail as of June 30, 2023; (3) Updated Engineering Budget Tables; (4) Updated Engineering Budget Summary. In addition, the workshop provided information pertaining to the Operating Reserves and the following documents were also provided to the parties: (5) Draft Calculation of Operating Cash Reserves, and (6) Cash Reserve Policy 4.17. An opportunity was provided for those in attendance to ask questions and/or obtain clarification on any item within the FY 2024/25 budget. There were no new topics raised for discussion, and the meeting was concluded with future required actions and next steps.

In addition to the budget workshops described above, Watermaster provided presentations at the three Pool Committee meetings on April 11, 2024, and gathered further advice and assistance from members of the three Pools.

Watermaster presented the proposed budget at the regular Advisory Committee meeting on April 18, 2024. The Advisory Committee took unanimous action to receive the budget consistent with the Advisory Committee recommendation for budget process adopted in 2021.

The Watermaster presented the proposed budget to the Watermaster Board at the regular meeting of April 25, 2024.

Since the budget release, the following changes have occurred:

- The budget for conferences (account 6191) was decreased by \$36,650 due to a formula error that was allocating a level of funding not originally intended. This miscalculation was identified thanks to the feedback submitted by parties.
- Brownstein Hyatt Farber Schreck reduced the miscellaneous legal services (account 6078) budget by \$81,946.
- West Yost reduced the ECMP monitoring budget (account 7505) by \$61,257 and added \$25,000 of estimated carryover to the Storage and Recovery Master Plan task (account 7610), reducing the proposed Watermaster engineering budget.
- Watermaster reduced the budget for building interior renovations (account 6025) by \$1,360.
- Watermaster increased the budget for database services (account 6052.2) by \$40,000.

The budget total at the budget release was \$10,587,620 and the total amount at the time of this report is at \$10,503,350, a total reduction of \$84,270.

The carryover budget detail as of June 30,2023 is located below in Attachment 2 as follows:

Attachment 2: <https://cbwm.syncedtool.com/shares/file/7QP7NLFKQ8L/>

The expense sections below highlight the Proposed Fiscal Year 2024/25 budget.

	FY 2023/24 Approved Budget	FY 2024/25 Proposed Budget	Budget Variance (\$)	Budget Variance (%)
Expenses				
Watermaster Expenses & Salaries	\$ 3,601,520	\$ 3,578,186	\$ (23,334)	(1)%
Engineering Services	2,884,954	3,215,108	330,154	11%
Legal Services	1,385,829	1,349,679	(36,150)	(3)%
Debt Service and Recharge Basin O&M	1,941,521	2,360,377	418,856	22%
Total Expenses	\$ 9,813,825	\$ 10,503,350	\$ 689,525	7%

WATERMASTER EXPENSES AND SALARIES - #1

The first section of the Proposed FY 2024/25 budget relates to Watermaster Expenses, Labor, and Burden. The Watermaster expenses for FY 2024/25 are \$753,038 or 5% below the previous year's Approved Budget of \$791,243. Labor and Burden for FY 2024/25 are \$2,760,860 which is \$49,417 or 2% below the previous year's Approved Budget of \$2,810,277. The Full Time Equivalent (FTE) number of Watermaster employees for the Proposed FY 2024/25 Budget is currently at 12 FTE.

	FY 2023/24 Approved Budget	FY 2024/25 Proposed Budget	Budget Variance (\$)	Budget Variance (%)
Watermaster Expenses				
Total Expenses	\$ 791,243	\$ 753,038	\$ (38,205)	(5)%
Total Payroll	1,801,007	1,721,950	(79,057)	(4)%
Total Payroll Burden	1,009,270	1,038,910	29,640	3%
Total Watermaster Expenses	\$ 3,601,520	\$ 3,513,898	\$ (87,622)	(2)%

All proposed adjustments to the Labor and Burden expense category are routine and follow past Watermaster practices and policy. Watermaster is using the approved Salary Schedule from FY 2023/24 with a 3.0% Cost of Living adjustment included. There are no new employee benefits being proposed that create additional costs for Watermaster. The FY 2024/25 Proposed Pay Schedule is located below in Attachment 3 as follows:

Attachment 3: <https://cbwm.syncedtool.com/shares/file/MQBMZKYiC2c/>

ENGINEERING SERVICES - #2

The second section of the Proposed FY 2024/25 budget relates to Watermaster Engineering Services. The Engineering Services budget is proposed at \$3,215,108 which is \$330,154 or 11% above the Approved FY 2023/24 Budget of \$2,884,954 (which excludes Carry-Over funding for ongoing projects).

The Engineering Services documents are provided below in Attachment 4, Tables 1 through 4 and Attachment 5, a 61-page detailed narrative including Rationale, Scope of Work, and Deliverables for each budget category.

Attachment 4: <https://cbwm.syncedtool.com/shares/file/UO9fWjFcX42/>

Attachment 5: <https://cbwm.syncedtool.com/shares/file/ygVjBH7HUF1/>

Incorporated within the Engineering Services budget of \$3,215,108 is the Ground-Level Monitoring Committee recommendations for FY 2024/25. The GLMC recommended a proposed budget of \$393,647 less anticipated “Carry-Over” funding of \$0 for a budget amount of \$393,647 for FY 2024/25. Based on the discussions at meetings held by the Ground-Level Monitoring Committee, the recommendations and associated budget are shown below in Attachment 6.

Attachment 6: <https://cbwm.syncedtool.com/shares/file/WHO1h0HCxjx/>

The following chart details the proposed Engineering Services budget for FY 2024/25 categorized by Watermaster account number. The comparison is between the FY 2024/25 Proposed Budget of \$3,215,108 and the FY 2023/24 Amended Budget of \$2,884,954.

	FY 2023/24 Approved Budget	FY 2024/25 Proposed Budget	Budget Variance (\$)	Budget Variance (%)
WY Engineering Services				
Engineering Services				
5901.8 · Admin-Meeting - West Yost	45,097	37,066	\$ (8,031)	-18%
5906.1 · Admin-Watermaster Model Update	7,028	-	(7,028)	-100%
5906.71 · Admin-Data Req-CBWM Staff	126,204	101,048	(25,156)	-20%
5906.72 · Admin-Data Req-Non CBWM Staff	42,832	37,008	(5,824)	-14%
5925 · Ag Prod & Estimation-West Yost	34,376	31,096	(3,280)	-10%
5935 · Admin-Mat'l Phy Inj Requests	36,072	39,452	3,380	9%
5945 · WM Annual Report Prep-West Yost	15,416	16,924	1,508	10%
5965 · Support Data Collect-West Yost	36,336	39,659	3,323	9%
6206 · West Yost-Eng. Serv.-Advisory	23,466	23,510	44	0%
6306 · West Yost-Eng. Services-Board	23,466	23,510	44	0%
6901.8 · OBMP - Meeting - West Yost	45,096	37,066	(8,030)	-18%
6901.95 · OBMP - Reporting - West Yost	57,316	62,606	5,290	9%
6906 · OBMP Engineering Services - Other	46,992	51,440	4,448	9%
6906.1 · OBMP-Watermaster Model Update	-	67,596	67,596	
6906.21 · State of the Basin Report	-	195,188	195,188	
6906.26 · 2020 OBMP Update	24,016	-	(24,016)	-100%
7104.3 · Grdwtr Level-Engineering	253,745	254,627	882	0%
7104.8 · Grdwtr Level-Contracted Serv	10,000	26,174	16,174	162%
7104.9 · Grdwtr Level-Capital Equip	9,915	17,000	7,085	71%
7202 · Comp Recharge-Engineering - Other	29,084	23,496	(5,588)	-19%
7202.2 · Engineering Svc	83,188	75,944	(7,244)	-9%
7210 · OBMP - 2023 RMPU	34,328	-	(34,328)	-100%
7220 · Model Mtgs/Tech Review-50% IEUA	-	-	0	
7302 · PBHSP Monitoring Prog-Eng. Serv	48,121	73,305	25,184	52%
7303 · PE3&5-Engineering	15,632	16,180	548	4%
7306 · PE3&5-Outside Professionals	6,500	6,500	0	0%
7402 · PE4-Engineering	197,335	281,239	83,904	43%
7402.10 · PE4 - Northwest MZ1 Area Proj.	121,703	16,656	(105,047)	-86%
7403 · PE4-Contract Svcs-InSar	90,000	39,600	(50,400)	-56%
7406 · PE4 - Outside Professionals	76,552	38,600	(37,952)	-50%
7408 · PE4 - Network Equipment	9,081	17,553	8,472	93%
7502 · PE6&7-Engineering	329,661	398,309	68,648	21%
7505 · PE6&7-Lab Services	47,470	61,242	13,772	29%
7508 · HC Mitigation Plan-50% IEUA	-	-	0	
7510 · PE6&7-IEUA Salinity Mgmt. Plan	14,879	-	(14,879)	-100%
7511 · PE6&7-SAWBMPTask Force	24,610	27,067	2,457	10%
7517 · Surface Water-Chino Creek-IEUA	69,821	33,574	(36,247)	-52%
7520 · Prep Water Quality Mgmt Plan	157,692	130,164	(27,528)	-17%
7610 · PE8&9-Support 2020 Mgmt. Plan	26,648	32,584	5,936	22%
7614 · PE8&9-Develop S&R Master Plan	543,747	768,963	225,216	41%
7615 · PE8&9-Develop 2025 Storage Plan	-	42,632	42,632	
7620 · Extreme Future Plan Scenarios	51,130	-	(51,130)	-100%
8306 · West Yost-Eng. Services-AP	23,467	23,510	43	0%
8406 · West Yost-Eng. Services-OAP	23,466	23,510	44	0%
8506 · West Yost-Eng. Services-ONAP	23,466	23,510	44	0%
Total WY Engineering Services to be Assessed	Page 7 of 9	\$ 3,215,108	\$ 330,154	11%

LEGAL SERVICES - #3

The third section of the Proposed FY 2024/25 budget relates to Watermaster Legal Services. The Proposed FY 2024/25 Brownstein Hyatt Farber Schreck budget is \$1,349,679 which is \$36,150 or 3% lower than the FY 2023/24 Approved Budget of \$1,385,829.

The following chart details the proposed Legal Services budget for FY 2024/25 categorized by Watermaster's account numbers. The comparison is between the FY 2024/25 Proposed Budget of \$1,349,679 and the FY 2023/24 Approved Budget of \$1,385,829.

	FY 2023/24 Approved Budget	FY 2024/25 Proposed Budget	Budget Variance (\$)	Budget Variance (%)
BHFS Legal Services				
Administrative (6070s)				
6071 · BHFS Legal - Court Coordination	171,260	144,040	(27,220)	(16)%
6072 · BHFS Legal - Rules & Regs	92,900	10,495	(82,405)	(89)%
6073 · BHFS Legal - Personnel Matters	10,820	28,150	17,330	160%
6074 · BHFS Legal - Interagency Issues	43,704	40,536	(3,168)	(7)%
6077 · BHFS Legal - Party Status Maint	13,730	13,590	(140)	(1)%
6078 · BHFS Legal - Miscellaneous - Other	233,550	177,240	(56,310)	(24)%
Administrative (6070s)	\$ 565,964	\$ 414,051	\$ (151,913)	(27)%
Meetings (62, 63, 83, 84, 85)				
6275 · BHFS Legal - Advisory Committee	26,708	27,764	1,056	4%
6375 · BHFS Legal - Board Meeting	85,272	88,704	3,432	4%
6375.1 · BHFS Legal - Board Workshop(s)	28,095	29,215	1,120	4%
8375 · BHFS Legal - Appropriative Pool	33,385	34,705	1,320	4%
8475 · BHFS Legal - Agricultural Pool	33,385	34,705	1,320	4%
8575 · BHFS Legal - Non-Ag Pool	33,385	34,705	1,320	4%
Meetings (62, 63, 83, 84, 85)	240,230	249,798	9,568	4%
OBMP (6900s)				
6907.31 · Archibald South Plume	12,085	12,565	480	4%
6907.32 · Chino Airport Plume	12,085	12,565	480	4%
6907.33 · Desalter/Hydraulic Control	37,200	38,680	1,480	4%
6907.34 · Santa Ana River Water Rights	20,595	21,405	810	4%
6907.36 · Santa Ana River Habitat	30,090	31,280	1,190	4%
6907.38 · Reg. Water Quality Cntrl Board	30,090	63,200	33,110	110%
6907.39 · Recharge Master Plan	30,495	14,270	(16,225)	(53)%
6907.40 · Storage Agreements	16,960	-	(16,960)	(100)%
6907.41 · Prado Basin Habitat Sustain	9,900	10,290	390	4%
6907.44 · SGMA Compliance	9,900	10,290	390	4%
6907.45 · OBMP Update	172,880	177,240	4,360	3%
6907.47 · 2020 Safe Yield Reset	33,920	80,190	46,270	136%
6907.48 · Ely Basin Investigation	126,040	64,890	(61,150)	(49)%
6907.49 · San Sevaine Basin Discharge	-	110,080	110,080	
6907.9 · WM Legal Counsel-Unanticipated	37,395	38,885	1,490	4%
OBMP (6900s)	579,635	685,830	106,195	18%
Total BHFS Legal Services to be Assessed	\$ 1,385,829	\$ 1,349,679	\$ (36,150)	(3)%

Watermaster's function is to administer and enforce provisions of the Judgment and subsequent orders of the Court, and to develop and implement an Optimum Basin Management Program

As with the past practice for the last ten plus years, the Brownstein Hyatt Farber Schreck Legal Services budget has been developed using a formula of assumed hours to complete a specific task multiplied by the hourly rate. Brownstein Hyatt Farber Schreck hourly rates for some staff did slightly increase for the FY 2024/25 period. Brownstein has provided a detailed memorandum and worksheet which is provided below in Attachment 7 dated March 25, 2024.

Attachment 7: <https://cbwm.syncedtool.com/shares/file/xJfbk2jtMvf/>

DEBT SERVICE AND RECHARGE BASIN O&M COSTS - #4

The fourth section of the Proposed FY 2024/25 budget relates to Watermaster’s Debt Service and Recharge Basin O&M. The Debt Service is based upon principal and interest on the (1) 2020A Refunding (2008B Variable Revenue Rate Bonds) totaling \$5.7M for 11 years @ 0.849% and matures in 2032; (2) San Sevaine Improvement (SRF Loan) totaling \$1.5M for 30 years @1.8% and matures in December 2049; (3) Lower Day Improvement (SRF Loan) totaling \$2.9M for 20 years @ .55% and matures in January 2044; (4) Montclair Basin Improvement (SRF Loan) totaling \$2.06M for 20 years @ .55% and matures in February 2044; and (5) FY 2021 \$933,000 and FY 2022 \$7.0M Inter-Fund Loan to Recharge Water. IEUA and Watermaster share the principal and interest expenses on a 50/50 basis.

The Proposed FY 2024/25 Debt Service budget is \$772,770. The FY 2023/24 budget for this category was \$746,765.

Summary Debt Service



Debt Type	FY 2024/25 Budget	Funding from CBWM	Funding from IEUA
2020A Refunding Bonds (2008B Variable)	\$759,649	\$379,825	\$379,824
San Sevaine Improvement (SRF loan)	\$101,947	\$50,973	\$50,974
Lower Day Basin Improvement (SRF Loan)	\$54,550	\$54,550	\$0
Montclair Basin Improvement (SRF Loan)	\$97,446	\$97,446	\$0
Interfund loan supporting RMPU projects (interest only)**	\$202,100	\$189,974	\$12,126
Total Debt service	\$1,215,692	\$772,768	\$442,924

The current budget details regarding the Debt Service are shown below in Attachment 8.

Attachment 8: <https://cbwm.syncedtool.com/shares/file/zLLcdkSakf3/>

The Recharge Basin O&M expenses are shared costs between IEUA and Watermaster and are based upon the Agreement for Operations and Maintenance of Facilities to Implement the Chino Basin Recharge Master Plan. The pro-rata cost-sharing methodology is based on the relative proportion of recycled water to the total water recharged in the basins.

The total FY 2024/25 budget for the Watermaster’s portion of the shared costs for Recharge Basin O&M expenses is \$1,587,607. The 2023/24 budget for this category was \$1,194,756.

The detailed worksheets provided by IEUA for the FY 2024/25 budget are shown below in Attachment 9.

Watermaster’s function is to administer and enforce provisions of the Judgment and subsequent orders of the Court, and to develop and implement an Optimum Basin Management Program

At the Pool Committee meetings held on May 9, 2024, the Appropriative and Overlying (Agricultural) Pools unanimously recommended Advisory Committee to approve the Watermaster Fiscal Year 2024/25 Proposed Budget as presented; the Overlying (Non-Agricultural) Pool unanimously recommended its representatives to support at Advisory Committee and Watermaster Board subject to changes they deem appropriate.

Attachment 9: <https://cbwm.syncedtool.com/shares/file/LLP18wKKZnz/>

ATTACHMENTS

1. 20240503 – FY 2024-25 Proposed Budget Detail_\$10,503,350
<https://cbwm.syncedtool.com/shares/file/DLu20g3cJ8O/>
2. 20240503 – Carryover Budget Breakdown
<https://cbwm.syncedtool.com/shares/file/7QP7NLFKQ8L/>
3. 20240503 – FY 2024-25 Pay Schedule_\$2,760,860
<https://cbwm.syncedtool.com/shares/file/MQBMZKYiC2c/>
4. 20240503 – FY 2024-25 Engineering Services Budget_Tables_\$3,215,108
<https://cbwm.syncedtool.com/shares/file/UO9fWjFcX42/>
5. 20240503 – FY 2024-25 Engineering Services Budget – Narratives
<https://cbwm.syncedtool.com/shares/file/ygVjBH7HUF1/>
6. 20240503 - FY 2024-25 GLMC Technical Memorandum dated April 22, 2024_\$393,647
<https://cbwm.syncedtool.com/shares/file/WHO1h0HCxjx/>
7. 20240503 – FY 2024-25 BHFS Legal Services_\$1,349,679
<https://cbwm.syncedtool.com/shares/file/xJfbk2jtMvf/>
8. 20240503 – FY 2024-25 Debt Service and Recharge Basin O&M PPT
<https://cbwm.syncedtool.com/shares/file/zLLcdkSakf3/>
9. 20240503 – FY 2024-25 O&M Budget_\$1,587,607
<https://cbwm.syncedtool.com/shares/file/LLP18wKKZnz/>



**CHINO BASIN WATERMASTER
PROPOSED BUDGET - DETAIL
FISCAL YEAR 2024-2025**

ATTACHMENT 1

	A		B	C	D = C-A	E = D/A
	FY 2023/24 Approved Budget	YTD Actual	FY 2023/24 Projected Ending	FY 2024/25 Proposed Budget	Budget Variance (\$)	Budget Variance (%)
Schedule A						
Proposed Annual Budget - Detail						
Revenue						
Administration Revenue						
4000 Mutual Agency Revenue						
4040 · Cooperative Agreement	186,412	186,412	186,412	191,070	4,658	2%
Local Agency Subsidies	186,412	186,412	186,412	191,070	4,658	2%
4110 Appropriative Pool Assessments						
4111 · Gross Administration	2,803,245	2,831,145	2,831,145	2,593,450	(209,795)	-7%
4111.2 · OBMP - Adm Assessment	3,654,835	3,678,686	3,678,686	4,481,220	826,385	23%
4111.3 · App Pool - Special Assessments	-	285,000	285,000	-	-	0%
4112 · Agric. Pool Transfer	685,532	724,055	724,055	613,510	(72,022)	-11%
4113 · OBMP - Ag Pool Water Reall	893,788	940,831	940,831	1,060,080	166,292	19%
4114 · Ag Pool Admin & Legal Services	-	361,000	361,000	-	-	0%
4115 · Recharge Improvement Payment	102,000	102,000	102,000	-	(102,000)	-100%
4116 · Recharge Debt Payment	746,765	746,765	746,765	772,770	26,005	3%
Admin Assessments-Appropriative Pool	8,886,164	9,669,482	9,669,482	9,521,030	634,866	7%
4120 Non-Agricultural Pool Assessments						
4123 · Non-Agricultural Pool	\$186,107	126,955	126,955	114,650	(71,457)	-38%
4123.3 · Non-Ag Pool-Special Assessment	-	31,000	31,000	-	-	0%
4124 · OBMP Adm Assessment	242,644	164,960	164,960	198,100	(44,544)	-18%
Admin Assessments-Non-Ag Pool	428,750	322,914	322,914	312,750	(116,000)	-27%
Total Administration Revenue	9,501,327	10,178,809	10,178,809	10,024,850	523,523	6%
Other Revenue						
4225 · Interest Income						
4225 · Interest Income	-	349,026	465,368	478,550	478,550	
4730 Prorated Interest Income						
4731 · Interest - Agri. Pool	12,500	42,488	-	-	(12,500)	-100%
4732 · Interest - Approp. Pool	295,000	11,920	-	-	(295,000)	-100%
4733 · Interest - Non-Ag Pool	5,000	2,057	-	-	(5,000)	-100%
4738 · Interest - Replenishment	-	33,433	-	-	-	0%
Interest Income	312,500	438,924	465,368	478,500	166,000	53%
Miscellaneous Income	-	-	-	-	-	0%
Total Other Revenue	312,500	438,924	465,368	478,500	166,000	53%
Total Revenue	9,813,827	10,617,733	10,644,177	10,503,350	689,523	7%
Expenses						
Judgment Administration Expense						
5900 Judgment Administration Costs						
5901.1 · Admin-Doc. Review-WM Staff	82,794	26,429	36,707	93,860	11,066	13%
5901.3 · Admin-Field Work-WM Staff	7,760	2,314	3,214	11,860	4,100	53%
5901.5 · Admin-General-WM Staff	60,129	50,594	70,269	81,090	20,961	35%
5901.7 · Admin-Meeting-WM Staff	2,633	9,718	13,497	39,710	37,077	1408%
5901.8 · Admin-Meeting - West Yost	45,097	-	-	37,066	(8,031)	-18%
5901.9 · Admin-Reporting-WM Staff	31,033	1,324	1,839	13,890	(17,143)	-55%
5906.1 · Admin-Watermaster Model Update	7,028	-	-	-	(7,028)	-100%
5906.71 · Admin-Data Req-CBWM Staff	126,204	43,971	61,070	101,048	(25,156)	-20%
5906.72 · Admin-Data Req-Non CBWM Staff	42,832	6,276	8,716	37,008	(5,824)	-14%
5910 · Court Coordination/Attend-WM	19,098	8,774	12,186	16,970	(2,128)	-11%
5911 · Exhibit G-WM Staff	2,370	1,592	2,211	6,400	4,030	170%
5921 · Production Monitoring-WM Staff	11,322	2,892	4,016	5,440	(5,882)	-52%
5925 · Ag Prod & Estimation-West Yost	34,376	22,928	31,844	31,096	(3,280)	-10%
5931 · Recharge Applications-WM Staff	4,634	-	-	-	(4,634)	-100%
5935 · Admin-Mat'l Phy Inj Requests	36,072	3,131	4,348	39,452	3,380	9%
5941 · Reporting-WM Staff	1,316	530	737	2,140	824	63%
5945 · WM Annual Report Prep-West Yost	15,416	11,671	16,210	16,924	1,508	10%
5951 · Rules & Regs-WM Staff	12,726	-	-	11,260	(1,466)	-12%
5961 · Safe Yield-WM Staff	26,330	1,049	1,457	9,510	(16,820)	-64%



CHINO BASIN WATERMASTER PROPOSED BUDGET - DETAIL FISCAL YEAR 2024-2025

	A		B	C	D = C-A	E = D/A	
<i>Schedule A</i>	FY 2023/24		FY 2023/24	FY 2024/25			
<i>Proposed Annual Budget - Detail</i>	Approved	YTD Actual	Projected	Proposed	Budget	Budget	
	Budget		Ending	Budget	Variance (\$)	Variance (%)	
56	5965 · Support Data Collect-West Yost	36,336	5,496	7,633	39,659	3,323	9%
57	5971 · Storage Agreements-WM Staff	4,739	2,081	2,891	13,000	8,261	174%
58	5981 · Water Acct/Database-WM Staff	109,793	86,300	119,861	108,290	(1,503)	-1%
59	5991 · Water Transactions-WM Staff	8,688	3,550	4,931	5,330	(3,358)	-39%
60	Judgment Administration Costs	728,726	290,618	403,636	721,010	(7,716)	-1%
61	6010 Administration Salary Costs						
62	6010.01 · Payroll Severance	-	447,861	447,861	-	-	
63	6011.11 · WM Staff - Overtime	15,000	8,805	13,883	18,000	3,000	20%
64	6011.12 · WM Staff - Doubletime	-	67	67	-	-	0%
65	6011.4 · 457(f) NQDC Plan	55,467	18,494	18,494	-	(55,467)	-100%
66	6011.10 · Accounting-WM Staff	367,685	154,277	214,273	278,330	(89,355)	-24%
67	6011.15 · Building Admin-WM Staff	18,359	3,900	5,416	31,200	12,841	70%
68	6011.20 · Conference/Seminar-WM Staff	57,083	23,071	32,043	58,530	1,447	3%
69	6011.25 · Document Review-WM Staff	6,846	659	916	2,620	(4,226)	-62%
70	6011.50 · General-WM Staff	569,850	340,557	472,995	362,560	(207,290)	-36%
71	6011.55 · Flex Monday-WM Staff	-	32,100	44,583	-	-	0%
72	6011.60 · HR-WM Staff	43,489	70,035	97,271	50,450	6,961	16%
73	6011.70 · IT-WM Staff	53,975	36,597	50,829	34,070	(19,905)	-37%
74	6011.80 · Meeting-WM Staff	90,440	33,352	46,322	39,760	(50,680)	-56%
75	6011.90 · Team Building-WM Staff	41,304	7,612	10,572	41,550	246	1%
76	6011.95 · Training-Give/Receive-WM Staff	34,312	20,437	28,385	64,160	29,848	87%
77	6012 · Payroll Services	4,800	5,175	6,175	6,640	1,840	38% *
78	6013 · Human Resources Services	30,000	32,157	38,607	15,000	(15,000)	-50%
79	6015.5 · Retention Bonus Payment - GM	-	60,000	60,000	-	-	0%
80	6016 · New Employee Search Costs	1,000	2,730	2,961	3,210	2,210	221% *
81	6017 · Temporary Services	24,000	28,757	49,613	26,040	2,040	9% *
82	6018 Fringe Benefits	1,009,270	712,824	997,226	1,039,610	30,340	3% *
83	60199 · Payroll Burden Allocated	(1,009,270)	(552,038)	(766,720)	(1,039,610)	(30,340)	3%
84	Administration Salary Costs	1,413,610	1,487,911	1,872,453	1,032,120	(381,490)	-27%
85	6020 Office Building Expense						
86	6021 · Office Lease	166,438	108,953	144,134	140,720	(25,718)	-15%
87	6022 · Telephone	16,296	9,559	13,015	17,680	1,384	8% *
88	6023 · Office Utilities	-	13,539	23,354	24,740	24,740	
89	6024 · Building Repair & Maintenance	23,276	26,512	31,532	34,400	11,124	48% *
90	6025 Building Interior Renovations	-	-	-	15,930	15,930	*
91	6027 · Other Building Expense	2,500	-	-	1,000	(1,500)	-60%
92	Office Building Expense	208,510	158,564	212,035	234,470	25,960	12%
93	6030 Office Supplies & Equip.						
94	6031.1 · Copy Paper	1,500	320	674	750	(750)	-50%
95	6031.7 · General Office Supplies	21,000	16,919	22,369	24,610	3,610	17% *
96	6036 · Minor Office Furniture	2,500	3,652	3,652	5,000	2,500	100% *
97	6038 · Other Office Equipment	-	7,551	10,068	2,000	2,000	*
98	6039.1 · Banking Service Charges	14,400	7,725	11,265	14,400	-	0%
99	6141 · Meeting Expenses - Other	-	-	571	-	-	0%
100	6141.1 · Meeting Supplies	450	-	-	8,970	8,520	1893% *
101	6141.2 · Committee Meetings	600	-	-	-	(600)	-100%
102	6141.3 · Admin Meetings	5,800	6,204	6,861	-	(5,800)	-100%
103	6147 · Other Admin Expenses	700	538	605	660	(40)	-6% *
104	Office Supplies & Equip.	46,950	42,909	56,066	56,390	9,440	20%
105	6040 Postage & Printing Costs						
106	6042 · Postage - General	-	1,620	2,120	4,780	4,780	*
107	6043 · Copy Machine Lease	4,000	-	-	24,190	20,190	505% *
108	6043.1 · Ricoh Lease Fee	18,136	12,976	17,174	-	(18,136)	-100%
109	6043.2 · Ricoh Usage & Maintenance Fee	1,600	1,309	1,399	-	(1,600)	-100%
110	6043.3 · Ricoh Property Tax Fees	450	255	255	-	(450)	-100%
111	6044 · Postage Meter Lease	1,820	2,419	2,873	-	(1,820)	-100%



**CHINO BASIN WATERMASTER
PROPOSED BUDGET - DETAIL
FISCAL YEAR 2024-2025**

	A		B	C	D = C-A	E = D/A	
	FY 2023/24 Approved Budget	YTD Actual	FY 2023/24 Projected Ending	FY 2024/25 Proposed Budget	Budget Variance (\$)	Budget Variance (%)	
Schedule A							
Proposed Annual Budget - Detail							
112	6045 · Printing	3,000	2,236	2,236	3,000	0%	
113	6046 · Legal Publications/Services	4,800	895	895	(3,820)	-80% *	
114	Postage and Printing Costs	33,806	21,709	26,953	32,950	(856)	-3%
115	6050 Information Services						
116	6052.2 · Database Services	51,000	34,000	45,333	91,000	40,000	78%
117	6052.4 · IT Managed Services	66,106	41,642	55,522	59,840	(6,266)	-9% *
118	6052.5 · IT Data Backup/Storage	21,720	16,192	21,589	23,280	1,560	7% *
119	6052.6 · IT Services/Projects	1,920	5,000	6,667	-	(1,920)	-100%
120	6053 · Internet Expense	13,272	8,847	11,797	12,610	(662)	-5% *
121	6054 · Computer Software	20,000	5,042	6,723	20,000	-	0%
122	6055 · Computer Hardware	20,000	5,610	7,480	20,000	-	0%
123	6056 · Website Services	4,800	-	-	4,800	-	0%
124	6057 · Computer Maintenance	1,000	-	-	1,000	-	0%
125	Information Services	199,818	116,333	155,111	232,530	32,712	16%
126	6060 WM Special Contract Services						
127	6061.1 · Accounting Services Consultant	-	91,604	100,745	50,000	50,000	
128	6061.2 · HRIS System	-	2,037	2,885	2,890	2,890	*
129	6061.3 · Rauch	24,000	19,548	19,548	25,200	1,200	5%
130	6061.5 · Court Filing Services	7,200	2,281	2,961	2,000	(5,200)	-72% *
131	6062 · Audit Services - Other	16,750	16,009	16,009	18,750	2,000	12% *
132	6062.5 · Audit Support Services	4,250	1,350	1,350	4,620	370	9% *
133	6068 · Hearing Officer	8,000	-	-	8,000	-	0%
134	WM Special Contract Services	60,200	132,828	143,497	111,460	51,260	85%
135	6070 Watermaster Legal Services						
136	6071 · BHFS Legal - Court Coordination	171,260	278,904	360,101	144,040	(27,220)	-16%
137	6072 · BHFS Legal - Rules & Regs	92,900	-	-	10,495	(82,405)	-89%
138	6073 · BHFS Legal - Personnel Matters	10,820	285,176	353,122	28,150	17,330	160%
139	6074 · BHFS Legal - Interagency Issues	43,704	-	-	40,536	(3,168)	-7%
140	6077 · BHFS Legal - Party Status Maint	13,730	1,205	11,655	13,590	(140)	-1%
141	6078 · BHFS Legal - Miscellaneous - Other	233,550	149,698	200,830	177,240	(56,310)	-24%
142	6078.25 · Ely 3 Basin Investigation	-	2,394	6,864	-	-	0%
143	Watermaster Legal Services	565,964	717,378	932,572	414,060	(151,904)	-27%
144	6080 Insurance Expense						
145	6085 · Business Insurance Package	50,212	46,256	46,718	50,690	478	1% *
146	6086 · Position Bond Insurance	256	-	-	260	4	2% *
147	Insurance Expense	50,468	46,256	46,718	50,950	482	1%
148	6110 Dues and Subscriptions						
149	6111 · Membership Dues	39,127	34,394	34,579	25,000	(14,127)	-36%
150	6112 · Subscriptions/Publications	900	3,014	3,066	900	-	0%
151	Dues and Subscriptions	40,027	37,408	37,645	25,900	(14,127)	-35%
152	6150 Field Supplies & Equipment						
153	6151 · Small Tools & Equipment	450	-	-	450	-	0%
154	6152 · Safety Shoes	800	-	345	800	-	0%
155	6154 · Uniforms	1,950	1,331	1,907	1,950	-	0%
156	Field Supplies & Equipment	3,200	1,331	2,252	3,200	-	0%
157	6170 Travel & Transportation						
158	6171.1 · Vehicle Allowance	8,400	6,634	8,134	20,400	12,000	143%
159	6171.2 · Watermaster Mgmt Staff	14,400	4,500	7,500	-	(14,400)	-100%
160	6172 · Rental Vehicle	-	916	916	1,000	1,000	*
161	6173 · Airfare/Mileage	1,450	1,779	2,443	5,000	3,550	245%
162	6174 · Public Transportation	120	-	-	120	-	0%
163	6175 · Vehicle Fuel	2,700	2,489	3,302	3,320	620	23% *
164	6177 · Vehicle Repairs & Maintenance	2,500	1,906	1,906	5,120	2,620	105% *
165	6179 · New Vehicle	-	-	-	70,000	70,000	
165	Travel and Transportation	29,570	18,224	24,201	104,960	75,390	255%



CHINO BASIN WATERMASTER PROPOSED BUDGET - DETAIL FISCAL YEAR 2024-2025

	A		B	C	D = C-A	E = D/A	
	FY 2023/24 Approved Budget	YTD Actual	FY 2023/24 Projected Ending	FY 2024/25 Proposed Budget	Budget Variance (\$)	Budget Variance (%)	
Schedule A							
Proposed Annual Budget - Detail							
167	6190 Conferences & Seminars						
168	6191 · Conferences - General	8,500	6,623	10,583	6,500	76%	
169	6192 · Seminars - General	14,450	309	309	(14,450)	-100%	
170	6193 · Employee Training	20,250	29,154	31,989	14,120	70% *	
171	6193.2 · Conference - Registration Fee	7,200	3,193	3,762	(7,200)	-100%	
172	Conferences and Seminars	50,400	39,280	46,643	(1,030)	-2%	
173	6200 Advisory Committee Expenses						
174	6201 · WM Staff Salaries	55,149	21,895	30,410	27,701	50%	
175	6206 · West Yost-Eng. Serv.-Advisory	23,466	5,686	7,581	44	0%	
176	6212 · Meeting Expense	500	-	-	(500)	-100%	
177	6275 · BHFS Legal - Advisory Committee	26,708	3,821	5,095	1,056	4%	
178	Advisory Committee Expenses	105,823	31,402	43,086	28,307	27%	
179	6300 Watermaster Board Expenses						
180	6301 · WM Staff Salaries	61,818	69,765	96,896	22,092	36%	
181	6306 · West Yost-Eng. Services-Board	23,466	20,699	33,939	44	0%	
182	6311 · Board Member Compensation	35,000	32,875	41,500	5,000	14%	
183	6312 · Meeting Expenses	8,650	4,095	7,871	-	0%	
184	6313 · Board Member Expenses	300	-	-	300	0%	
185	6375 · BHFS Legal - Board Meeting	85,272	58,184	74,777	88,704	3,432	4%
186	6375.1 · BHFS Legal - Board Workshop(s)	28,095	-	-	29,215	1,120	4%
187	6375.2 · Board Workshop Expenses-Misc.	14,000	-	-	14,000	-	0%
188	Watermaster Board Expenses	256,601	185,618	254,983	288,290	31,689	12%
189	8300 Appropriative Pool Administration						
190	8301 · WM Staff Salaries	53,761	31,620	43,917	67,280	13,519	25%
191	8306 · West Yost-Eng. Services-AP	23,467	16,549	22,376	23,510	43	0%
192	8312 · Meeting Expenses	1,560	177	228	-	(1,560)	-100%
193	8375 · BHFS Legal - Appropriative Pool	33,385	7,733	10,926	34,705	1,320	4%
194	Appropriative Pool Administration	112,173	56,079	77,447	125,500	13,327	12%
195	8400 Agricultural Pool Administration						
196	8401 · WM Staff	51,549	10,403	14,448	66,000	14,451	28%
197	8406 · West Yost-Eng. Services-OAP	23,466	14,187	18,916	23,510	44	0%
198	8412 · Meeting Expenses	300	-	-	-	(300)	-100%
199	8467 · Ag Legal & Technical Services	-	105,911	141,214	-	-	0%
200	8470 · Ag Meeting Attend -Special	-	35,500	47,333	-	-	0%
201	8471 · Ag Pool Expense	-	9,357	12,476	-	-	0%
202	8475 · BHFS Legal - Agricultural Pool	33,385	7,733	10,310	34,705	1,320	4%
203	Agricultural Pool Administration	108,700	183,090	244,697	124,220	15,520	14%
204	8500 Non-Agricultural Pool Administration						
205	8501 · WM Staff	50,443	6,888	9,567	62,710	12,267	24%
206	8506 · West Yost-Eng. Services-ONAP	23,466	9,852	13,599	23,510	44	0%
207	8511 · Non-Ag Pool Member Compensation	-	5,000	6,750	-	-	0%
208	8512 · Meeting Expense	900	-	-	-	(900)	-100%
209	8567 · Non-Ag Legal Service	-	17,448	23,367	-	-	0%
210	8575 · BHFS Legal - Non-Ag Pool	33,385	7,733	10,926	34,705	1,320	4%
211	Non-Agricultural Pool Administration	108,194	46,920	64,208	120,940	12,746	12%
212	9500 Allocated Administration Expenses						
213	9500 · Allocated Admin Expenditures	(440,829)	(200,303)	(304,700)	(540,830)	(100,001)	23%
214	Allocated Administration Expenses	(440,829)	(200,303)	(304,700)	(540,830)	(100,001)	23%
215	Total Judgment Administration Expenses	3,681,911	3,413,553	4,339,503	3,321,620	(360,291)	-10%
216	OBMP Expenses & Program Elements 1-9						
217	6900 Optimum Basin Mgmt Program						
218	6901.1 · OBMP - Doc. Review - WM Staff	89,136	25,652	35,627	95,290	6,154	7%
219	6901.3 · OBMP - Field Work - WM Staff	7,003	1,858	2,580	50,870	43,867	626%
220	6901.5 · OBMP - General - WM Staff	124,049	82,618	114,748	81,120	(42,929)	-35%
221	6901.7 · OBMP - Meeting - WM Staff	57,589	24,777	34,413	80,360	22,771	40%
222	6901.8 · OBMP - Meeting - West Yost	45,096	37,692	83,945	37,066	(8,030)	-18%



CHINO BASIN WATERMASTER PROPOSED BUDGET - DETAIL FISCAL YEAR 2024-2025

	A		B		C	D = C-A	E = D/A
	FY 2023/24 Approved Budget	YTD Actual	FY 2023/24 Projected Ending	FY 2024/25 Proposed Budget	Budget Variance (\$)	Budget Variance (%)	
Schedule A							
Proposed Annual Budget - Detail							
223	6901.9 · OBMP - Reporting - WM Staff	2,370	5,443	7,560	11,040	8,670	366%
224	6901.95 · OBMP - Reporting - West Yost	57,316	53,194	53,194	62,606	5,290	9%
225	OBMP - WM Staff Salaries	382,559	231,233	332,066	418,360	35,801	9%
226	6903 OBMP - SAWPA Group						
227	6903 · OBMP SAWPA Group	24,071	24,071	24,071	15,990	(8,081)	-34%
228	OBMP - SAWPA Group	24,071	24,071	24,071	15,990	(8,081)	-34%
229	6906 OBMP - Engineering Services						
230	6906 · OBMP Engineering Services - Other	46,992	27,295	39,306	51,440	4,448	9%
231	6906.1 · OBMP-Watermaster Model Update	-	18,889	18,889	67,596	67,596	
232	6906.21 · State of the Basin Report	-	-	-	195,188	195,188	
233	6906.26 · 2020 OBMP Update	24,016	4,508	4,508	-	(24,016)	-100%
234	OBMP - Engineering Services	71,008	50,692	62,703	314,230	243,222	343%
235	6907 OBMP - Legal						
236	6907.31 · Archibald South Plume	12,085	-	-	12,565	480	4%
237	6907.32 · Chino Airport Plume	12,085	720	720	12,565	480	4%
238	6907.33 · Desalter/Hydraulic Control	37,200	1,358	1,358	38,680	1,480	4%
239	6907.34 · Santa Ana River Water Rights	20,595	3,037	3,037	21,405	810	4%
240	6907.36 · Santa Ana River Habitat	30,090	-	-	31,280	1,190	4%
241	6907.38 · Reg. Water Quality Cntrl Board	30,090	2,484	2,588	63,200	33,110	110%
242	6907.39 · Recharge Master Plan	30,495	38,876	54,532	14,270	(16,225)	-53%
243	6907.40 · Storage Agreements	16,960	-	-	-	(16,960)	-100%
244	6907.41 · Prado Basin Habitat Sustain	9,900	-	880	10,290	390	4%
245	6907.44 · SGMA Compliance	9,900	-	-	10,290	390	4%
246	6907.45 · OBMP Update	172,880	195,930	218,841	177,240	4,360	3%
247	6907.47 · 2020 Safe Yield Reset	33,920	15,625	16,443	80,190	46,270	136%
248	6907.48 · Ely Basin Investigation	126,040	84,476	84,476	64,890	(61,150)	-49%
249	6907.49 · San Sevaine Basin Discharge	-	-	-	110,080		0%
250	6907.9 · WM Legal Counsel-Unanticipated	37,395	-	-	38,885	1,490	4%
251	OBMP - Legal Services	579,635	342,505	382,873	685,830	106,195	18%
252	6908.1 OBMP Update - Dodson & Associates						
253	6908.1 · 2022 OBMP Update-Dodson & Assoc	-	76,629	109,288	-	-	0%
254	OBMP Update - Dodson & Associates	-	76,629	109,288	-	-	0%
255	6909 OBMP - Miscellaneous Expenses						
256	6909.1 · OBMP Meetings	1,500	-	-	-	(1,500)	-100%
257	6909.3 · Other OBMP Expenses	2,724	3,258	3,258	3,540	816	30% *
258	6909.6 · OBMP Expenses - Miscellaneous	5,000	-	-	-	(5,000)	-100%
259	OBMP - Miscellaneous Expenses	9,224	3,258	3,258	3,540	(5,684)	-62%
260	Optimum Basin Mgmt Program	1,066,497	728,388	914,260	1,437,940	371,443	35%
261	7104 Groundwater Level Monitoring						
262	7104.1 · PE 1 Monitoring - WM Staff	171,515	112,844	156,728	275,490	103,975	61%
263	7104.3 · Grdwtr Level-Engineering	253,745	167,424	224,346	254,627	882	0%
264	7104.4 · Grdwtr Level-WM Staff-Services	500	-	-	500	-	0%
265	7104.6 · Grdwtr Level-Supplies	2,250	2,010	4,985	2,250	-	0%
266	7104.7 · Grdwtr Level-WM Staff-Cap Equip	9,000	-	5,214	9,000	-	0%
267	7104.8 · Grdwtr Level-Contracted Serv	10,000	-	-	26,174	16,174	162%
268	7104.9 · Grdwtr Level-Capital Equip	9,915	-	22,999	17,000	7,085	71%
269	Groundwater Level Monitoring	456,925	282,278	414,271	585,050	128,125	28%
270	7200 OBMP Pgm Element 2 - Comp Recharge						
271	7201 · PE2 Comp Recharge - WM Staff	57,925	32,147	44,648	71,750	13,825	24%
272	7202 · Comp Recharge-Engineering - Other	29,084	6,092	10,575	23,496	(5,588)	-19%
273	7202.2 · Engineering Svc	83,188	36,314	50,986	75,944	(7,244)	-9%
274	7204 · Comp Recharge-Supplies	2,000	-	-	2,000	-	0%
275	7205 · Comp Recharge-Other Expense	13,492	12,941	17,255	13,500	8	0%
276	7206 · Comp Recharge-O&M	1,194,756	1,047,811	1,397,082	1,587,607	392,851	33%
277	7208 · SB88 Specs to Ensure Compliance	-	-	-	-	-	0%
278	7210 · OBMP - 2023 RMPU	34,328	37,768	71,541	-	(34,328)	-100%



CHINO BASIN WATERMASTER PROPOSED BUDGET - DETAIL FISCAL YEAR 2024-2025

	A		B	C	D = C-A	E = D/A
<i>Schedule A</i>	FY 2023/24		FY 2023/24	FY 2024/25		
<i>Proposed Annual Budget - Detail</i>	Approved	YTD Actual	Projected	Proposed	Budget	Budget
	Budget		Ending	Budget	Variance (\$)	Variance (%)
279 7220 · Model Mtgs/Tech Review-50% IEUA	-	-	111	-	-	0%
280 OBMP Pgm Element 2 - Comp Recharge	1,414,773	1,173,073	1,592,197	1,774,300	359,527	25%
281 7300 OBMP Pgm Element 3 & 5 - Water Supply Plan-Desalter					-	
282 7301 · PE3&5 Water Supply - WM Staff	4,791	-	-	9,510	4,719	98%
283 7301.1 · PE5 Regional Prgm - WM Staff	2,633	-	-	9,510	6,877	261%
284 7302 · PBHSP Monitoring Prog-Eng. Serv	48,121	36,063	59,235	73,305	25,184	52%
285 7303 · PE3&5-Engineering	15,632	635	846	16,180	548	4%
286 7305 · PE3&5-Supplies	7,000	-	-	7,000	-	0%
287 7306 · PE3&5-Outside Professionals	6,500	1,280	1,280	6,500	-	0%
288 OBMP Pgm Element 3 & 5 - Water Supply Plan	84,677	37,978	61,361	122,010	37,333	44%
289 7400 OBMP Pgm Element 4 - Mgmt Zone Strategies					-	
290 7401 · PE 4 MZ1 Mgmt Plan - WM Staff	13,055	802	1,114	14,040	985	8%
291 7402 · PE4-Engineering	197,335	150,439	200,585	281,239	83,904	43%
292 7402.10 · PE4 - Northwest MZ1 Area Proj.	121,703	85,080	113,441	16,656	(105,047)	-86%
293 7403 · PE4-Contract Svcs-InSar	90,000	21,365	28,487	39,600	(50,400)	-56%
294 7404 · PE4-Supplies	2,208	305	407	2,210	2	0%
295 7405 · PE4-Other Expense	2,500	-	-	2,500	-	0%
296 7406 · PE4 - Outside Professionals	76,552	15,126	45,919	38,600	(37,952)	-50%
297 7408 · PE4 - Network Equipment	9,081	5,171	6,894	17,553	8,472	93%
298 OBMP Pgm Element 4 - Mgmt Zone Strategies	512,434	278,288	396,846	412,400	(100,034)	-20%
299 7500 OBMP Pgm Element 6 & 7 - Coop Efforts/Salt Mgmt					-	
300 7501 · PE6 Coop. Prgms - WM Staff - Other	8,027	4,450	6,181	9,510	1,483	18%
301 7501.1 · PE7 Salt Mgmt. Plan - WM Staff	6,582	1,114	1,547	9,510	2,928	44%
302 7502 · PE6&7-Engineering	329,663	229,985	289,282	398,309	68,646	21%
303 7505 · PE6&7-Lab Services	47,470	31,066	41,422	61,242	13,772	29%
304 7508 · HC Mitigation Plan-50% IEUA	-	7,990	10,654	-	-	0%
305 7510 · PE6&7-IEUA Salinity Mgmt. Plan	14,879	16,073	21,430	-	(14,879)	-100%
306 7511 · PE6&7-SAWBMPTask Force	24,610	9,667	25,299	27,067	2,457	10%
307 7517 · Surface Water-Chino Creek-IEUA	69,821	31,510	42,014	33,574	(36,247)	-52%
308 7520 · Prep Water Quality Mgmt Plan	157,692	76,394	101,859	130,164	(27,528)	-17%
309 7525 · PE6&7 - Computer Services	2,880	1,695	2,260	-	(2,880)	-100%
310 7528 · PE6&7 - Meter Repair & Maint	4,400	4,808	6,411	-	(4,400)	-100%
311 7535 · PE6&7 - Supplies & Services	7,900	-	-	-	(7,900)	-100%
312 OBMP Pgm Element 6 & 7 - Coop Efforts/Salt Mgmt	673,924	414,753	548,359	669,380	(4,544)	-1%
313 7600 OBMP Pgm Element 8 & 9 Storage Mgmt/Conj Use						
314 7601 · PE8&9 Storage Mgmt. - WM Staff	11,217	3,342	4,641	22,520	11,303	101%
315 7604 · PE8&9-Supplies	350	-	-	350	-	0%
316 7610 · PE8&9-Support 2020 Mgmt. Plan	26,648	13,687	18,250	32,584	5,936	22%
317 7614 · PE8&9-Develop S&R Master Plan	543,747	492,354	656,471	768,963	225,216	41%
318 7615 · PE8&9-Develop 2025 Storage Plan	-	-	-	42,632	42,632	
319 7620 · Extreme Future Plan Scenarios	51,130	9,510	12,679	-	(51,130)	-100%
320 OBMP Pgm Element 8 & 9 Storage Mgmt/Conj Use	633,092	518,892	692,042	867,050	233,958	37%
321 7690 Recharge Improvement Debt & Projects					-	
322 7690.1 · Recharge Improvement Debt Pymts	746,765	583,281	746,765	772,770	26,005	3%
323 7690.24 · Jurupa Basin Ramp	102,000	-	-	-	(102,000)	-100%
324 Recharge Improvement Debt & Projects	848,765	583,281	746,765	772,770	(75,995)	-9%
325 9501 Allocated Administration Expenses - OBMP					-	
326 9501 · Admin Exp. Allocated-OBMP	222,160	104,334	147,219	232,750	10,590	5%
327 Allocated Administration Expenses - OBMP	222,160	104,334	147,219	232,750	10,590	5%
328 9502 Allocated Administration Expenses - PE 1-9					-	
329 9502 · Admin Exp. Allocated-PE 1-9	218,669	104,969	143,936	308,080	89,411	41%
330 Allocated Administration Expenses - PE 1-9	218,669	104,969	143,936	308,080	89,411	41%
331 Total OBMP Program Elements 1-9	6,131,916	4,226,234	5,657,256	7,181,730	1,049,814	17%
332 Total Expenses	9,813,827	7,639,787	9,996,758	10,503,350	689,523	7%
333 Net Income/(Loss)	-	2,977,946	647,419	-		

*Accounts impacted by inflation



**CHINO BASIN WATERMASTER
CARRYOVER BUDGET
FISCAL YEAR 2024-2025**

ATTACHMENT 2

	A	B	C = A+B	D	E = D-C	F = D/C		
<i>Schedule D Carryover Budget</i>	FY 2023/24 Approved Budget	FY 23 Carryover	FY 2023/24 Approved Budget w/Carryover	YTD Actual 3/31/24	FY 2023/24 Projected Ending	(\$) Over/(Under) Budget	% of Budget	FY 2024/25 Project/ Program Expected Carryover
Revenue								
Administration Revenue								
4000 Mutual Agency Revenue								
4040 · Cooperative Agreement	186,412	-	186,412	186,412	186,412	0	100%	
Local Agency Subsidies	186,412	-	186,412	186,412	186,412	0	100%	
4110 Appropriative Pool Assessments								
4111 · Gross Administration	2,803,245	-	2,803,245	2,831,145	2,831,145	27,901	101%	
4111.2 · OBMP - Adm Assessment	3,654,835	-	3,654,835	3,678,686	3,678,686	23,851	101%	
4111.3 · App Pool - Special Assessments	-	-	-	285,000	285,000	285,000	N/A	
4112 · Agric. Pool Transfer	685,532	-	685,532	724,055	724,055	38,523	106%	
4113 · OBMP - Ag Pool Water Reall	893,788	-	893,788	940,831	940,831	47,043	105%	
4114 · Ag Pool Admin & Legal Services	-	-	-	361,000	361,000	361,000	N/A	
4115 · Recharge Improvement Payment	102,000	-	102,000	102,000	102,000	-	100%	
4116 · Recharge Debt Payment	746,765	-	746,765	746,765	746,765	0	100%	
Admin Assessments-Appropriative Pool	8,886,164	-	8,886,164	9,669,482	9,669,482	783,318	109%	
4120 Non-Agricultural Pool Assessments								
4123 · Non-Agricultural Pool	186,107	-	186,107	126,955	126,955	(59,152)	68%	
4123.3 · Non-Ag Pool-Special Assessment	-	-	-	31,000	31,000	31,000	N/A	
4124 · OBMP Adm Assessment	242,644	-	242,644	164,960	164,960	(77,684)	68%	
Admin Assessments-Non-Ag Pool	428,750	-	428,750	322,914	322,914	(105,836)	75%	
Total Administration Revenue	9,501,327	-	9,501,327	10,178,809	10,178,809	677,482	107%	
Other Revenue								
4225 · Interest Income								
4225 · Interest Income	-	-	-	349,026	465,368	465,368	N/A	
4730 Prorated Interest Income								
4731 · Interest - Agri. Pool	12,500	-	12,500	42,488	-	(12,500)	0%	
4732 · Interest - Approp. Pool	295,000	-	295,000	11,920	-	(295,000)	0%	
4733 · Interest - Non-Ag Pool	5,000	-	5,000	2,057	-	(5,000)	0%	
4738 · Interest - Replenishment	-	-	-	33,433	-	-	N/A	
Interest Income	312,500	-	312,500	438,924	465,368	152,868	149%	
Miscellaneous Income	-	-	-	-	-	-	N/A	
Total Other Revenue	312,500	-	312,500	438,924	465,368	152,868	149%	
Total Revenue	9,813,827	-	9,813,827	10,617,733	10,644,177	830,350	108%	
Expenses								
Judgment Administration Expense								
5900 Judgment Administration Costs								
5901.1 · Admin-Doc. Review-WM Staff	82,794	-	82,794	26,429	36,707	(46,087)	44%	
5901.3 · Admin-Field Work-WM Staff	7,760	-	7,760	2,314	3,214	(4,546)	41%	
5901.5 · Admin-General-WM Staff	60,129	-	60,129	50,594	70,269	10,140	117%	
5901.7 · Admin-Meeting-WM Staff	2,633	-	2,633	9,718	13,497	10,864	513%	
5901.8 · Admin-Meeting - West Yost	45,097	-	45,097	-	-	(45,097)	0%	
5901.9 · Admin-Reporting-WM Staff	31,033	-	31,033	1,324	1,839	(29,194)	6%	
5906.1 · Admin-Watermaster Model Update	7,028	34,207	41,235	-	-	(41,235)	0%	
5906.71 · Admin-Data Req-CBWM Staff	126,204	-	126,204	43,971	61,070	(65,134)	48%	
5906.72 · Admin-Data Req-Non CBWM Staff	42,832	-	42,832	6,276	8,716	(34,116)	20%	
5910 · Court Coordination/Attend-WM	19,098	-	19,098	8,774	12,186	(6,912)	64%	
5911 · Exhibit G-WM Staff	2,370	-	2,370	1,592	2,211	(159)	93%	
5921 · Production Monitoring-WM Staff	11,322	-	11,322	2,892	4,016	(7,306)	35%	
5925 · Ag Prod & Estimation-West Yost	34,376	-	34,376	22,928	31,844	(2,532)	93%	
5931 · Recharge Applications-WM Staff	4,634	-	4,634	-	-	(4,634)	0%	
5935 · Admin-Mat'l Phy Inj Requests	36,072	-	36,072	3,131	4,348	(31,724)	12%	
5941 · Reporting-WM Staff	1,316	-	1,316	530	737	(579)	56%	
5945 · WM Annual Report Prep-West Yost	15,416	-	15,416	11,671	16,210	794	105%	
5951 · Rules & Regs-WM Staff	12,726	-	12,726	-	-	(12,726)	0%	
5961 · Safe Yield-WM Staff	26,330	-	26,330	1,049	1,457	(24,873)	6%	
5965 · Support Data Collect-West Yost	36,336	-	36,336	5,496	7,633	(28,703)	21%	
5971 · Storage Agreements-WM Staff	4,739	-	4,739	2,081	2,891	(1,848)	61%	
5981 · Water Acct/Database-WM Staff	109,793	-	109,793	86,300	119,861	10,068	109%	
5991 · Water Transactions-WM Staff	8,688	-	8,688	3,550	4,931	(3,757)	57%	
Judgment Administration Costs	728,726	34,207	762,933	290,618	403,636	(359,297)	53%	
6010 Administration Salary Costs								
6010.01 · Payroll Severance	-	-	-	447,861	447,861	447,861	N/A	
6011.11 · WM Staff - Overtime	15,000	-	15,000	8,805	13,883	(1,117)	93%	
6011.12 · WM Staff - Doubletime	-	-	-	67	67	67	N/A	
6011.2 WM Staff - Admin. Paid Leave	-	-	-	-	-	-	N/A	



**CHINO BASIN WATERMASTER
CARRYOVER BUDGET
FISCAL YEAR 2024-2025**

	A	B	C = A+B	D	E = D-C	F = D/C		
<i>Schedule D Carryover Budget</i>	FY 2023/24 Approved Budget	FY 23 Carryover	FY 2023/24 Approved Budget w/Carryover	YTD Actual 3/31/24	FY 2023/24 Projected Ending	(\$) Over/(Under) Budget	% of Budget	FY 2024/25 Project/ Program Expected Carryover
66	6011.4 · 457(f) NQDC Plan	55,467	-	55,467	18,494	18,494	(36,973)	33%
67	6011.10 · Accounting-WM Staff	367,685	-	367,685	154,277	214,273	(153,412)	58%
68	6011.15 · Building Admin-WM Staff	18,359	-	18,359	3,900	5,416	(12,943)	30%
69	6011.20 · Conference/Seminar-WM Staff	57,083	-	57,083	23,071	32,043	(25,040)	56%
70	6011.25 · Document Review-WM Staff	6,846	-	6,846	659	916	(5,930)	13%
71	6011.50 · General-WM Staff	569,850	-	569,850	340,557	472,995	(96,855)	83%
72	6011.55 · Flex Monday-WM Staff	-	-	-	32,100	44,583	44,583	N/A
73	6011.60 · HR-WM Staff	43,489	-	43,489	70,035	97,271	53,782	224%
74	6011.70 · IT-WM Staff	53,975	-	53,975	36,597	50,829	(3,146)	94%
75	6011.80 · Meeting-WM Staff	90,440	-	90,440	33,352	46,322	(44,118)	51%
76	6011.90 · Team Building-WM Staff	41,304	-	41,304	7,612	10,572	(30,732)	26%
77	6011.95 · Training-Give/Receive-WM Staff	34,312	-	34,312	20,437	28,385	(5,927)	83%
78	6012 · Payroll Services	4,800	-	4,800	5,175	6,175	1,375	129%
79	6013 · Human Resources Services	30,000	-	30,000	32,157	38,607	8,607	129%
80	6015.5 · Retention Bonus Payment - GM	-	-	-	60,000	60,000	60,000	N/A
81	6016 · New Employee Search Costs	1,000	-	1,000	2,730	2,961	1,961	296%
82	6017 · Temporary Services	24,000	-	24,000	28,757	49,613	25,613	207%
83	6018 Fringe Benefits	1,009,270	-	1,009,270	712,824	997,226	(12,044)	99%
84	60199 · Payroll Burden Allocated	(1,009,270)	-	(1,009,270)	(552,038)	(766,720)	242,550	76%
85	Administration Salary Costs	1,413,610	-	1,413,610	1,487,911	1,872,453	458,843	132%
86	6020 Office Building Expense							
87	6021 · Office Lease	166,438	-	166,438	108,953	144,134	(22,304)	87%
88	6022 · Telephone	16,296	-	16,296	9,559	13,015	(3,281)	80%
89	6023 · Office Utilities	-	-	-	13,539	23,354	23,354	N/A
90	6024 · Building Repair & Maintenance	23,276	-	23,276	26,512	31,532	8,256	135%
91	6025 Building Interior Renovations	-	-	-	-	-	-	N/A
92	6027 · Other Building Expense	2,500	-	2,500	-	-	(2,500)	0%
93	Office Building Expense	208,510	-	208,510	158,564	212,035	3,525	102%
94	6030 Office Supplies & Equip.							
95	6031.1 · Copy Paper	1,500	-	1,500	320	674	(826)	45%
96	6031.7 · General Office Supplies	21,000	-	21,000	16,919	22,369	1,369	107%
97	6036 · Minor Office Furniture	2,500	-	2,500	3,652	3,652	1,152	146%
98	6038 · Other Office Equipment	-	10,038	10,038	7,551	10,068	30	100%
99	6039.1 · Banking Service Charges	14,400	-	14,400	7,725	11,265	(3,135)	78%
100	6141 · Meeting Expenses - Other	-	-	-	-	571	571	N/A
101	6141.1 · Meeting Supplies	450	-	450	-	-	(450)	0%
102	6141.2 · Committee Meetings	600	-	600	-	-	(600)	0%
103	6141.3 · Admin Meetings	5,800	-	5,800	6,204	6,861	1,061	118%
104	6147 · Other Admin Expenses	700	-	700	538	605	(95)	86%
105	Office Supplies & Equip.	46,950	10,038	56,988	42,909	56,066	(922)	98%
106	6040 Postage & Printing Costs							
107	6042 · Postage - General	-	-	-	1,620	2,120	2,120	N/A
108	6043 · Copy Machine Lease	4,000	-	4,000	-	-	(4,000)	0%
109	6043.1 · Ricoh Lease Fee	18,136	-	18,136	12,976	17,174	(962)	95%
110	6043.2 · Ricoh Usage & Maintenance Fee	1,600	-	1,600	1,309	1,399	(201)	87%
111	6043.3 · Ricoh Property Tax Fees	450	-	450	255	255	(195)	57%
112	6044 · Postage Meter Lease	1,820	-	1,820	2,419	2,873	1,053	158%
113	6045 · Printing	3,000	-	3,000	2,236	2,236	(764)	75%
114	6046 · Legal Publications/Services	4,800	-	4,800	895	895	(3,905)	19%
115	Postage and Printing Costs	33,806	-	33,806	21,709	26,953	(6,853)	80%
116	6050 Information Services							
117	6052.2 · Database Services	51,000	-	51,000	34,000	45,333	(5,667)	89%
118	6052.4 · IT Managed Services	66,106	-	66,106	41,642	55,522	(10,584)	84%
119	6052.5 · IT Data Backup/Storage	21,720	-	21,720	16,192	21,589	(131)	99%
120	6052.6 · IT Services/Projects	1,920	-	1,920	5,000	6,667	4,747	347%
121	6053 · Internet Expense	13,272	-	13,272	8,847	11,797	(1,475)	89%
122	6054 · Computer Software	20,000	-	20,000	5,042	6,723	(13,277)	34%
123	6055 · Computer Hardware	20,000	-	20,000	5,610	7,480	(12,520)	37%
124	6056 · Website Services	4,800	-	4,800	-	-	(4,800)	0%
125	6057 · Computer Maintenance	1,000	-	1,000	-	-	(1,000)	0%
126	Information Services	199,818	-	199,818	116,333	155,111	(44,707)	78%
127	6060 WM Special Contract Services							
128	6061.1 · Accounting Services Consultant	-	-	-	91,604	100,745	100,745	N/A
129	6061.2 · HRIS System	-	-	-	2,037	2,885	2,885	N/A
130	6061.3 · Rauch	24,000	-	24,000	19,548	19,548	(4,453)	81%
131	6061.5 · Court Filing Services	7,200	-	7,200	2,281	2,961	(4,239)	41%



**CHINO BASIN WATERMASTER
CARRYOVER BUDGET
FISCAL YEAR 2024-2025**

	A	B	C = A+B	D	E = D-C	F = D/C		
<i>Schedule D Carryover Budget</i>	FY 2023/24 Approved Budget	FY 23 Carryover	FY 2023/24 Approved Budget w/Carryover	YTD Actual 3/31/24	FY 2023/24 Projected Ending	(\$) Over/(Under) Budget	% of Budget	FY 2024/25 Project/ Program Expected Carryover
132 6062 · Audit Services - Other	16,750	-	16,750	16,009	16,009	(741)	96%	
133 6062.5 · Audit Support Services	4,250	-	4,250	1,350	1,350	(2,900)	32%	
134 6068 · Hearing Officer	8,000	-	8,000	-	-	(8,000)	0%	
135 WM Special Contract Services	60,200	-	60,200	132,828	143,497	83,297	238%	
136 6070 Watermaster Legal Services								
137 6071 · BHFS Legal - Court Coordination	171,260	-	171,260	278,904	360,101	188,841	210%	
138 6072 · BHFS Legal - Rules & Regs	92,900	-	92,900	-	-	(92,900)	0%	
139 6073 · BHFS Legal - Personnel Matters	10,820	-	10,820	285,176	353,122	342,302	3264%	
140 6074 · BHFS Legal - Interagency Issues	43,704	-	43,704	-	-	(43,704)	0%	
141 6077 · BHFS Legal - Party Status Maint	13,730	-	13,730	1,205	11,655	(2,075)	85%	
142 6078 · BHFS Legal - Miscellaneous - Other	233,550	-	233,550	149,698	200,830	(32,720)	86%	
143 6078.25 · Ely 3 Basin Investigation	-	-	-	2,394	6,864	6,864	N/A	
144 Watermaster Legal Services	565,964	-	565,964	717,378	932,572	366,608	165%	
145 6080 Insurance Expense								
146 6085 · Business Insurance Package	50,212	-	50,212	46,256	46,718	(3,493)	93%	
147 6086 · Position Bond Insurance	256	-	256	-	-	(256)	0%	
148 Insurance Expense	50,468	-	50,468	46,256	46,718	(3,749)	93%	
149 6110 Dues and Subscriptions								
150 6111 · Membership Dues	39,127	-	39,127	34,394	34,579	(4,548)	88%	
151 6112 · Subscriptions/Publications	900	-	900	3,014	3,066	2,166	341%	
152 Dues and Subscriptions	40,027	-	40,027	37,408	37,645	(2,382)	94%	
153 6150 Field Supplies & Equipment								
154 6151 · Small Tools & Equipment	450	-	450	-	-	(450)	0%	
155 6152 · Safety Shoes	800	-	800	-	345	(455)	43%	
156 6154 · Uniforms	1,950	-	1,950	1,331	1,907	(43)	98%	
157 Field Supplies & Equipment	3,200	-	3,200	1,331	2,252	(948)	70%	
158 6170 Travel & Transportation								
159 6171.1 · Vehicle Allowance	8,400	-	8,400	6,634	8,134	(266)	97%	
160 6171.2 · Watermaster Mgmt Staff	14,400	-	14,400	4,500	7,500	(6,900)	52%	
161 6172 · Rental Vehicle	-	-	-	916	916	916	N/A	
162 6173 · Airfare/Mileage	1,450	-	1,450	1,779	2,443	993	168%	
163 6174 · Public Transportation	120	-	120	-	-	(120)	0%	
164 6175 · Vehicle Fuel	2,700	-	2,700	2,489	3,302	602	122%	
165 6177 · Vehicle Repairs & Maintenance	2,500	-	2,500	1,906	1,906	(594)	76%	
166 6179 · New Vehicle	-	-	-	-	-	-	N/A	
166 Travel and Transportation	29,570	-	29,570	18,224	24,201	(5,369)	82%	
168 6190 Conferences & Seminars								
169 6191 · Conferences - General	8,500	-	8,500	6,623	10,583	2,083	125%	
170 6192 · Seminars - General	14,450	-	14,450	309	309	(14,141)	2%	
171 6193 · Employee Training	20,250	-	20,250	29,154	31,989	11,739	158%	
172 6193.2 · Conference - Registration Fee	7,200	-	7,200	3,193	3,762	(3,438)	52%	
173 Conferences and Seminars	50,400	-	50,400	39,280	46,643	(3,757)	93%	
174 6200 Advisory Committee Expenses								
175 6201 · WM Staff Salaries	55,149	-	55,149	21,895	30,410	(24,739)	55%	
176 6206 · West Yost-Eng. Serv.-Advisory	23,466	-	23,466	5,686	7,581	(15,885)	32%	
177 6212 · Meeting Expense	500	-	500	-	-	(500)	0%	
178 6275 · BHFS Legal - Advisory Committee	26,708	-	26,708	3,821	5,095	(21,613)	19%	
179 Advisory Committee Expenses	105,823	-	105,823	31,402	43,086	(62,737)	41%	
180 6300 Watermaster Board Expenses								
181 6301 · WM Staff Salaries	61,818	-	61,818	69,765	96,896	35,078	157%	
182 6306 · West Yost-Eng. Services-Board	23,466	-	23,466	20,699	33,939	10,473	145%	
183 6311 · Board Member Compensation	35,000	-	35,000	32,875	41,500	6,500	119%	
184 6312 · Meeting Expenses	8,650	-	8,650	4,095	7,871	(779)	91%	
185 6313 · Board Member Expenses	300	-	300	-	-	(300)	0%	
186 6375 · BHFS Legal - Board Meeting	85,272	-	85,272	58,184	74,777	(10,495)	88%	
187 6375.1 · BHFS Legal - Board Workshop(s)	28,095	-	28,095	-	-	(28,095)	0%	
188 6375.2 · Board Workshop Expenses-Misc.	14,000	4,499	18,499	-	-	(18,499)	0%	✓
189 Watermaster Board Expenses	256,601	4,499	261,100	185,618	254,983	(6,117)	98%	
190 8300 Appropriative Pool Administration								
191 8301 · WM Staff Salaries	53,761	-	53,761	31,620	43,917	(9,844)	82%	
192 8306 · West Yost-Eng. Services-AP	23,467	-	23,467	16,549	22,376	(1,091)	95%	
193 8312 · Meeting Expenses	1,560	-	1,560	177	228	(1,332)	15%	
194 8375 · BHFS Legal - Appropriative Pool	33,385	-	33,385	7,733	10,926	(22,459)	33%	
195 Appropriative Pool Administration	112,173	-	112,173	56,079	77,447	(34,726)	69%	



**CHINO BASIN WATERMASTER
CARRYOVER BUDGET
FISCAL YEAR 2024-2025**

	A	B	C = A+B	D	E = D-C	F = D/C		
<i>Schedule D Carryover Budget</i>	FY 2023/24 Approved Budget	FY 23 Carryover	FY 2023/24 Approved Budget w/Carryover	YTD Actual 3/31/24	FY 2023/24 Projected Ending	(\$) Over/(Under) Budget	% of Budget	FY 2024/25 Project/ Program Expected Carryover
196 8400 Agricultural Pool Administration								
197 8401 · WM Staff	51,549	-	51,549	10,403	14,448	(37,101)	28%	
198 8406 · West Yost-Eng. Services-OAP	23,466	-	23,466	14,187	18,916	(4,550)	81%	
199 8412 · Meeting Expenses	300	-	300	-	-	(300)	0%	
200 8467 · Ag Legal & Technical Services	-	41,676	41,676	105,911	141,214	99,538	339%	
201 8470 · Ag Meeting Attend -Special	-	951	951	35,500	47,333	46,382	4977%	
202 8471 · Ag Pool Expense	-	10,994	10,994	9,357	12,476	1,482	113%	
203 8475 · BHFS Legal - Agricultural Pool	33,385	-	33,385	7,733	10,310	(23,075)	31%	
204 Agricultural Pool Administration	108,700	53,620	162,320	183,090	244,697	82,377	151%	
205 8500 Non-Agricultural Pool Administration								
206 8501 · WM Staff	50,443	-	50,443	6,888	9,567	(40,876)	19%	
207 8506 · West Yost-Eng. Services-ONAP	23,466	-	23,466	9,852	13,599	(9,867)	58%	
208 8511 · Non-Ag Pool Member Compensation	-	875	875	5,000	6,750	5,875	771%	
209 8512 · Meeting Expense	900	-	900	-	-	(900)	0%	
210 8567 · Non-Ag Legal Service	-	56,966	56,966	17,448	23,367	(33,599)	41%	✓
211 8575 · BHFS Legal - Non-Ag Pool	33,385	-	33,385	7,733	10,926	(22,459)	33%	
212 Non-Agricultural Pool Administration	108,194	57,841	166,035	46,920	64,208	(101,827)	39%	
213 9500 Allocated Administration Expenses								
214 9500 · Allocated Admin Expenditures	(440,829)	-	(440,829)	(200,303)	(304,700)	136,128	69%	
215 Allocated Administration Expenses	(440,829)	-	(440,829)	(200,303)	(304,700)	136,128	69%	
216 Total Judgment Administration Expenses	3,681,911	160,205	3,842,115	3,413,553	4,339,503	497,387	113%	
217 OBMP Expenses & Program Elements 1-9								
218 6900 Optimum Basin Mgmt Program								
219 6901.1 · OBMP - Doc. Review - WM Staff	89,136	-	89,136	25,652	35,627	(53,509)	40%	
220 6901.3 · OBMP - Field Work - WM Staff	7,003	-	7,003	1,858	2,580	(4,423)	37%	
221 6901.5 · OBMP - General - WM Staff	124,049	-	124,049	82,618	114,748	(9,301)	93%	
222 6901.7 · OBMP - Meeting - WM Staff	57,589	-	57,589	24,777	34,413	(23,176)	60%	
223 6901.8 · OBMP - Meeting - West Yost	45,096	-	45,096	37,692	83,945	38,849	186%	
224 6901.9 · OBMP - Reporting - WM Staff	2,370	-	2,370	5,443	7,560	5,190	319%	
225 6901.95 · OBMP - Reporting - West Yost	57,316	-	57,316	53,194	53,194	(4,123)	93%	
226 OBMP - WM Staff Salaries	382,559	-	382,559	231,233	332,066	(50,493)	87%	
227 6903 OBMP - SAWPA Group								
228 6903 · OBMP SAWPA Group	24,071	-	24,071	24,071	24,071	0	100%	
229 OBMP - SAWPA Group	24,071	-	24,071	24,071	24,071	0	100%	
230 6906 OBMP - Engineering Services								
231 6906 · OBMP Engineering Services - Other	46,992	-	46,992	27,295	39,306	(7,686)	84%	
232 6906.1 · OBMP-Watermaster Model Update	-	-	-	18,889	18,889	18,889	N/A	
233 6906.26 · 2020 OBMP Update	24,016	-	24,016	4,508	4,508	(19,508)	19%	
234 OBMP - Engineering Services	71,008	-	71,008	50,692	62,703	(8,305)	88%	
235 6907 OBMP - Legal								
236 6907.31 · Archibald South Plume	12,085	-	12,085	-	-	(12,085)	0%	
237 6907.32 · Chino Airport Plume	12,085	-	12,085	720	720	(11,365)	6%	
238 6907.33 · Desalter/Hydraulic Control	37,200	-	37,200	1,358	1,358	(35,842)	4%	
239 6907.34 · Santa Ana River Water Rights	20,595	-	20,595	3,037	3,037	(17,558)	15%	
240 6907.36 · Santa Ana River Habitat	30,090	-	30,090	-	-	(30,090)	0%	
241 6907.38 · Reg. Water Quality Cntrl Board	30,090	-	30,090	2,484	2,588	(27,503)	9%	
242 6907.39 · Recharge Master Plan	30,495	-	30,495	38,876	54,532	24,037	179%	
243 6907.40 · Storage Agreements	16,960	-	16,960	-	-	(16,960)	0%	
244 6907.41 · Prado Basin Habitat Sustain	9,900	-	9,900	-	880	(9,020)	9%	
245 6907.44 · SGMA Compliance	9,900	-	9,900	-	-	(9,900)	0%	
246 6907.45 · OBMP Update	172,880	-	172,880	195,930	218,841	45,961	127%	
247 6907.47 · 2020 Safe Yield Reset	33,920	-	33,920	15,625	16,443	(17,477)	48%	
248 6907.48 · Ely Basin Investigation	126,040	-	126,040	84,476	84,476	(41,565)	67%	
249 6907.49 · San Sevaime Basin Discharge	-	-	-	-	-	-	N/A	
250 6907.9 · WM Legal Counsel-Unanticipated	37,395	-	37,395	-	-	(37,395)	0%	
251 OBMP - Legal Services	579,635	-	579,635	342,505	382,873	(196,762)	66%	
252 6908.1 OBMP Update - Dodson & Associates								
253 6908.1 · 2022 OBMP Update-Dodson & Assoc	-	107,578	107,578	76,629	109,288	1,711	102%	
254 OBMP Update - Dodson & Associates	-	107,578	107,578	76,629	109,288	1,711	102%	
255 6909 OBMP - Miscellaneous Expenses								
256 6909.1 · OBMP Meetings	1,500	-	1,500	-	-	(1,500)	0%	
257 6909.3 · Other OBMP Expenses	2,724	-	2,724	3,258	3,258	534	120%	
258 6909.6 · OBMP Expenses - Miscellaneous	5,000	-	5,000	-	-	(5,000)	0%	
259 OBMP - Miscellaneous Expenses	9,224	-	9,224	3,258	3,258	(5,966)	35%	
260 Optimum Basin Mgmt Program	1,066,497	107,578	1,174,075	728,388	914,260	(259,815)	78%	



**CHINO BASIN WATERMASTER
CARRYOVER BUDGET
FISCAL YEAR 2024-2025**

	A	B	C = A+B	D	E = D-C	F = D/C		
	FY 2023/24 Approved Budget	FY 23 Carryover	FY 2023/24 Approved Budget w/Carryover	YTD Actual 3/31/24	FY 2023/24 Projected Ending	(\$) Over/(Under) Budget	% of Budget	FY 2024/25 Project/ Program Expected Carryover
Schedule D Carryover Budget								
261	7104 Groundwater Level Monitoring							
262	7104.1 · PE 1 Monitoring - WM Staff	171,515	-	171,515	112,844	156,728	(14,787)	91%
263	7104.3 · Grdwtr Level-Engineering	253,745	2,700	256,445	167,424	224,346	(32,099)	87%
264	7104.4 · Grdwtr Level-WM Staff-Services	500	-	500	-	-	(500)	0%
265	7104.6 · Grdwtr Level-Supplies	2,250	-	2,250	2,010	4,985	2,735	222%
266	7104.7 · Grdwtr Level-WM Staff-Cap Equip	9,000	-	9,000	-	5,214	(3,786)	58%
267	7104.8 · Grdwtr Level-Contracted Serv	10,000	-	10,000	-	-	(10,000)	0%
268	7104.9 · Grdwtr Level-Capital Equip	9,915	-	9,915	-	22,999	13,084	232%
269	Groundwater Level Monitoring	456,925	2,700	459,625	282,278	414,271	(45,354)	90%
270	7200 OBMP Pgm Element 2 - Comp Recharge							
271	7201 · PE2 Comp Recharge - WM Staff	57,925	-	57,925	32,147	44,648	(13,277)	77%
272	7202 · Comp Recharge-Engineering - Other	29,084	-	29,084	6,092	10,575	(18,510)	36%
273	7202.2 · Engineering Svc	83,188	119,174	202,362	36,314	50,986	(151,376)	25%
274	7204 · Comp Recharge-Supplies	2,000	-	2,000	-	-	(2,000)	0%
275	7205 · Comp Recharge-Other Expense	13,492	-	13,492	12,941	17,255	3,763	128%
276	7206 · Comp Recharge-O&M	1,194,756	-	1,194,756	1,047,811	1,397,082	202,326	117%
277	7208 · SB88 Specs to Ensure Compliance	-	54,012	54,012	-	-	(54,012)	0%
278	7210 · OBMP - 2023 RMPU	34,328	60,000	94,328	37,768	71,541	(22,787)	76%
279	7220 · Model Mtgs/Tech Review-50% IEUA	-	24,618	24,618	-	111	(24,507)	0%
280	OBMP Pgm Element 2 - Comp Recharge	1,414,773	257,804	1,672,577	1,173,073	1,592,197	(80,380)	95%
281	7300 OBMP Pgm Element 3 & 5 - Water Supply Plan-Desalter							
282	7301 · PE3&5 Water Supply - WM Staff	4,791	-	4,791	-	-	(4,791)	0%
283	7301.1 · PE5 Regional Prgm - WM Staff	2,633	-	2,633	-	-	(2,633)	0%
284	7302 · PBHSP Monitoring Prog-Eng. Serv	48,121	21,000	69,121	36,063	59,235	(9,886)	86%
285	7303 · PE3&5-Engineering	15,632	-	15,632	635	846	(14,786)	5%
286	7305 · PE3&5-Supplies	7,000	-	7,000	-	-	(7,000)	0%
287	7306 · PE3&5-Outside Professionals	6,500	-	6,500	1,280	1,280	(5,220)	20%
288	OBMP Pgm Element 3 & 5 - Water Supply Plan	84,677	21,000	105,677	37,978	61,361	(44,316)	58%
289	7400 OBMP Pgm Element 4 - Mgmt Zone Strategies							
290	7401 · PE 4 MZ1 Mgmt Plan - WM Staff	13,055	-	13,055	802	1,114	(11,941)	9%
291	7402 · PE4-Engineering	197,335	65,209	262,544	150,439	200,585	(61,958)	76%
292	7402.10 · PE4 - Northwest MZ1 Area Proj.	121,703	150,000	271,703	85,080	113,441	(158,262)	42%
293	7403 · PE4-Contract Svcs-InSar	90,000	85,000	175,000	21,365	28,487	(146,513)	16%
294	7404 · PE4-Supplies	2,208	-	2,208	305	407	(1,801)	18%
295	7405 · PE4-Other Expense	2,500	-	2,500	-	-	(2,500)	0%
296	7406 · PE4 - Outside Professionals	76,552	-	76,552	15,126	45,919	(30,633)	60%
297	7408 · PE4 - Network Equipment	9,081	5,000	14,081	5,171	6,894	(7,187)	49%
298	OBMP Pgm Element 4 - Mgmt Zone Strategies	512,434	305,209	817,643	278,288	396,846	(420,797)	49%
299	7500 OBMP Pgm Element 6 & 7 - Coop Efforts/Salt Mgmt							
300	7501 · PE6 Coop. Prgms - WM Staff - Other	8,027	-	8,027	4,450	6,181	(1,846)	77%
301	7501.1 · PE7 Salt Mgmt. Plan - WM Staff	6,582	-	6,582	1,114	1,547	(5,035)	24%
302	7502 · PE6&7-Engineering	329,663	40,000	369,663	229,985	289,282	(80,381)	78%
303	7505 · PE6&7-Lab Services	47,470	16,194	63,664	31,066	41,422	(22,242)	65%
304	7508 · HC Mitigation Plan-50% IEUA	-	10,703	10,703	7,990	10,654	(50)	100%
305	7510 · PE6&7-IEUA Salinity Mgmt. Plan	14,879	19,752	34,631	16,073	21,430	(13,201)	62%
306	7511 · PE6&7-SAWBMPTask Force	24,610	-	24,610	9,667	25,299	689	103%
307	7517 · Surface Water-Chino Creek-IEUA	69,821	-	69,821	31,510	42,014	(27,807)	60%
308	7520 · Prep Water Quality Mgmt Plan	157,692	-	157,692	76,394	101,859	(55,833)	65%
309	7525 · PE6&7 - Computer Services	2,880	-	2,880	1,695	2,260	(620)	78%
310	7528 · PE6&7 - Meter Repair & Maint	4,400	-	4,400	4,808	6,411	2,011	146%
311	7535 · PE6&7 - Supplies & Services	7,900	-	7,900	-	-	(7,900)	0%
312	7540 · Meter Install - New Meter	-	175,400	175,400	-	-	(175,400)	0%
313	7545 · Meter Install - Calibrate/Test	-	181,650	181,650	-	-	(181,650)	0%
314	OBMP Pgm Element 6 & 7 - Coop Efforts/Salt Mgmt	673,924	443,699	1,117,623	414,753	548,359	(569,264)	49%
315	7600 OBMP Pgm Element 8 & 9 Storage Mgmt/Conj Use							
316	7601 · PE8&9 Storage Mgmt. - WM Staff	11,217	-	11,217	3,342	4,641	(6,576)	41%
317	7604 · PE8&9-Supplies	350	-	350	-	-	(350)	0%
318	7610 · PE8&9-Support 2020 Mgmt. Plan	26,648	42,658	69,306	13,687	18,250	(51,056)	26%
319	7614 · PE8&9-Develop S&R Master Plan	543,747	120,000	663,747	492,354	656,471	(7,276)	99%
320	7615 · PE8&9-Develop 2025 Storage Plan	-	-	-	-	-	-	N/A
321	7620 · Extreme Future Plan Scenarios	51,130	-	51,130	9,510	12,679	(38,451)	25%
322	OBMP Pgm Element 8 & 9 Storage Mgmt/Conj Use	633,092	162,658	795,750	518,892	692,042	(103,708)	87%
323	7690 Recharge Improvement Debt & Projects							
324	7690.1 · Recharge Improvement Debt Pymts	746,765	-	746,765	583,281	746,765	-	100%
325	7690.23 · Jurupa Basin Berm & Trash Boom	-	358,000	358,000	-	-	(358,000)	0%



**CHINO BASIN WATERMASTER
CARRYOVER BUDGET
FISCAL YEAR 2024-2025**

	A	B	C = A+B		D	E = D-C	F = D/C	
	FY 2023/24 Approved Budget	FY 23 Carryover	FY 2023/24 Approved Budget w/Carryover	YTD Actual 3/31/24	FY 2023/24 Projected Ending	(\$) Over/(Under) Budget	% of Budget	FY 2024/25 Project/ Program Expected Carryover
<i>Schedule D Carryover Budget</i>								
326 7690.24 · Jurupa Basin Ramp	102,000	-	102,000	-	-	(102,000)	0%	✓
327 7690.7 · Upper Santa Ana River HCP (TO #7)	-	20,063	20,063	-	-	(20,063)	0%	
328 7690.8 · Lower Day Basin RMPU (TO #2)	-	238,647	238,647	-	-	(238,647)	0%	
329 7690.9 · Funds on Hold for Projects	-	200,000	200,000	-	-	(200,000)	0%	
330 Recharge Improvement Debt & Projects	848,765	816,710	1,665,475	583,281	746,765	(918,710)	45%	
331 9501 Allocated Administration Expenses - OBMP								
332 9501 · Admin Exp. Allocated-OBMP	222,160	-	222,160	104,334	147,219	(74,940)	66%	
333 Allocated Administration Expenses - OBMP	222,160	-	222,160	104,334	147,219	(74,940)	66%	
334 9502 Allocated Administration Expenses - PE 1-9								
335 9502 · Admin Exp. Allocated-PE 1-9	218,669	-	218,669	104,969	143,936	(74,733)	66%	
336 Allocated Administration Expenses - PE 1-9	218,669	-	218,669	104,969	143,936	(74,733)	66%	
337 Total OBMP Program Elements 1-9	6,131,916	2,117,357	8,249,273	4,226,234	5,657,256	(2,592,017)	69%	
338 Total Expenses	9,813,827	2,277,562	12,091,389	7,639,787	9,996,758	(2,094,631)	83%	
339 Net Income/(Loss)	-			2,977,946	647,419			

DRAFT

CHINO BASIN WATERMASTER PAY SCHEDULE		PROPOSED - FY 2024/25 (with 3% CPI - 2024 Q1 actual of 4.8%)							Effective Date: July 1, 2024 Approved by Board:						
Revision Date: March 26, 2024															
POSITION	TYPE	HOURLY							MONTHLY						
		STEP A	STEP B	STEP C	STEP D	STEP E	STEP F	STEP G	STEP A	STEP B	STEP C	STEP D	STEP E	STEP F	STEP G
General Manager	1								\$22,115.60	\$23,221.47	\$24,382.80	\$25,601.33	\$26,882.27	\$28,225.60	\$29,636.53
Chief Financial Officer	1								\$14,159.60	\$14,866.80	\$15,610.40	\$16,390.40	\$17,210.27	\$18,070.00	\$18,973.07
Water Resources Management and Planning Director	2	\$81.13	\$85.19	\$89.45	\$93.92	\$98.62	\$103.55	\$108.73	\$14,062.53	\$14,766.27	\$15,504.67	\$16,279.47	\$17,094.13	\$17,948.67	\$18,846.53
Director of Administration	2	\$77.79	\$81.68	\$85.76	\$90.05	\$94.55	\$99.28	\$104.24	\$13,483.60	\$14,157.87	\$14,865.07	\$15,608.67	\$16,388.67	\$17,208.53	\$18,068.27
Sr. Environmental Engineer	2	\$64.18	\$64.24	\$67.45	\$70.82	\$74.36	\$78.08	\$81.98	\$10,604.53	\$11,134.93	\$11,691.33	\$12,275.47	\$12,889.07	\$13,533.87	\$14,209.87
Water Resources Technical Manager	3	\$61.82	\$64.91	\$68.16	\$71.57	\$75.15	\$78.91	\$82.86	\$10,715.47	\$11,251.07	\$11,814.40	\$12,405.47	\$13,026.00	\$13,677.73	\$14,362.40
Data Services and Judgment Reporting Manager	3	\$61.82	\$64.91	\$68.16	\$71.57	\$75.15	\$78.91	\$82.86	\$10,715.47	\$11,251.07	\$11,814.40	\$12,405.47	\$13,026.00	\$13,677.73	\$14,362.40
Water Resources Sr. Associate	3	\$47.56	\$49.94	\$52.44	\$55.06	\$57.81	\$60.70	\$63.74	\$8,243.73	\$8,656.27	\$9,089.60	\$9,543.73	\$10,020.40	\$10,521.33	\$11,048.27
Water Resources Associate	3	\$35.94	\$37.74	\$39.63	\$41.61	\$43.69	\$45.87	\$48.16	\$6,229.60	\$6,541.60	\$6,869.20	\$7,212.40	\$7,572.93	\$7,950.80	\$8,347.73
Sr. Field Operations Specialist	3	\$33.25	\$34.91	\$36.66	\$38.50	\$40.43	\$42.45	\$44.57	\$5,763.33	\$6,051.07	\$6,354.40	\$6,673.33	\$7,007.87	\$7,358.00	\$7,725.47
Field Operations Specialist	3	\$28.83	\$30.27	\$31.78	\$33.37	\$35.04	\$36.79	\$38.63	\$4,997.20	\$5,246.80	\$5,508.53	\$5,784.13	\$6,073.60	\$6,376.93	\$6,695.87
Executive Services Director	3	\$60.11	\$63.12	\$66.28	\$69.59	\$73.07	\$76.72	\$80.56	\$10,419.07	\$10,940.80	\$11,488.53	\$12,062.27	\$12,665.47	\$13,298.13	\$13,963.73
Sr. Accountant	3	\$47.56	\$49.94	\$52.44	\$55.06	\$57.81	\$60.70	\$63.74	\$8,243.73	\$8,656.27	\$9,089.60	\$9,543.73	\$10,020.40	\$10,521.33	\$11,048.27
Executive Assistant II - Board Clerk	3	\$42.10	\$44.21	\$46.42	\$48.74	\$51.18	\$53.74	\$56.43	\$7,297.33	\$7,663.07	\$8,046.13	\$8,448.27	\$8,871.20	\$9,314.93	\$9,781.20
Executive Assistant I - Board Clerk	3	\$32.98	\$34.63	\$36.36	\$38.18	\$40.09	\$42.09	\$44.19	\$5,716.53	\$6,002.53	\$6,302.40	\$6,617.87	\$6,948.93	\$7,295.60	\$7,659.60
Sr. Administrative Analyst	3	\$38.48	\$40.40	\$42.42	\$44.54	\$46.77	\$49.11	\$51.57	\$6,669.87	\$7,002.67	\$7,352.80	\$7,720.27	\$8,106.80	\$8,512.40	\$8,938.80
Administrative Analyst	3	\$32.06	\$33.66	\$35.34	\$37.11	\$38.97	\$40.92	\$42.97	\$5,557.07	\$5,834.40	\$6,125.60	\$6,432.40	\$6,754.80	\$7,092.80	\$7,448.13
Accountant	3	\$32.06	\$33.66	\$35.34	\$37.11	\$38.97	\$40.92	\$42.97	\$5,557.07	\$5,834.40	\$6,125.60	\$6,432.40	\$6,754.80	\$7,092.80	\$7,448.13
Administrative Assistant	3	\$28.72	\$30.16	\$31.67	\$33.25	\$34.91	\$36.66	\$38.49	\$4,978.13	\$5,227.73	\$5,489.47	\$5,763.33	\$6,051.07	\$6,354.40	\$6,671.60
Office Specialist/Receptionist	3	\$23.95	\$25.15	\$26.41	\$27.73	\$29.12	\$30.58	\$32.11	\$4,151.33	\$4,359.33	\$4,577.73	\$4,806.53	\$5,047.47	\$5,300.53	\$5,565.73
Classifications:															
Type 1: Exempt - Executive Management															
Type 2: Exempt - Mid-Management/Supervisor															
Type 3: Non-Exempt (Operations)															
Type 3: Non-Exempt (Administration)															

Table 1: Cost Estimates for Watermaster Engineering Services -- FY 2024/25

Watermaster		Notes	Task	Total Labor			Other Direct Costs						Total Engineering Cost Estimate 2024/25	IEUA Cost Share	Watermaster Engineering Cost Estimate 2024/25	Expected Carryover from 2023/24	Proposed Watermaster Budget for Engineering Services 2024/25					
Account	Group			Person Days	Cost		Travel	New Equipment	Equip-ment Rental	Outside Pros	Lab	Repro-duction					Total ODCs			Task	Project	Account
					Task	Project											Account	Task	Project			
General Optimum Basin Management Program/Judgment Administration																						
General Engineering																						
8306, 8506, 8406, 6206, 6306	General	f	Pool, Advisory, Watermaster Meetings	49.0	\$115,104	\$2,447	\$0	\$0	\$0	\$0	\$2,200											
5901.8, 6901.8	General	f	Other General Meetings as Requested	30.0	\$72,352	\$1,780																
5935	General	abcC	Material Physical Injury Requests	19.5	\$39,452																	
5906.71	General	f	Miscellaneous Data Requests - GM/Watermaster Staff	49.0	\$100,748	\$300							\$300									
5906.72	General	f	Miscellaneous Data Requests - Non CBWM Staff/RFI	18.0	\$37,008																	
6901.95	General	e	Annual Streamflow Monitoring Report - Water Rights Permit 21225	12.5	\$22,416																	
6901.95	General	e	SGMA Reporting Requirement for WC Section 10720.8 (f)	11.5	\$21,926																	
6906	General	f	Project Management	25.5	\$51,440																	
6906.1	General	bdC	Watermaster Model Application and Required Demonstrations	34.5	\$67,596																	
6901.95	General	e	Compliance with SWRCB Regulations Regarding Measurement and Reporting	9.5	\$18,264																	
5945	General	ej	Assist Watermaster in Preparing the 47th Annual Report	8.0	\$16,924																	
6906.21	General	abC	2024 State of the Basin Report	112.0	\$192,988						\$2,200	\$2,200										
Program Element 1: Comprehensive Monitoring Program																						
7502 and 7505 Groundwater and Surface Water Quality Monitoring																						
7502	PE1/GWQMP	abcd	GWQMP: KEY	5.3	\$10,330	\$2,875	\$0	\$7,700	\$0	\$68,828	\$0											
7502	PE1/GWQMP	abcd	GWQMP: FIELD-as needed field support	15.3	\$21,302	\$1,000		\$1,700						\$2,700								
7505	PE1/GWQMP	abcd	GWQMP: LAB	0.0						\$22,918				\$22,918								
7502	PE1/GWQMP	abcd	GWQMP: DB-Field-Lab	7.0	\$11,560																	
7502	PE1/GWQMP	abcd	GWQMP: DB-CBDC	74.0	\$120,576																	
7505	PE1/GWQMP	abcd	GWQMP: Monitoring for ECMP	1.6	\$3,090					\$15,834				\$15,834								
7502	PE1/HCMP	Ccd	HCMP: GWQ/SWQ - SARWC/NAWQA/SAR	15.8	\$22,728	\$675		\$1,600						\$2,275								
7505	PE1/HCMP	Ccd	HCMP: GWQ/SWQ - SARWC/NAWQA/SAR - LAB	0.0						\$7,000				\$7,000								
7502	PE1/HCMP	Ccd	HCMP: GWQ HCMP MWS	12.5	\$17,909	\$600		\$2,100						\$2,700								
7505	PE1/HCMP	Ccd	HCMP: GWQ HCMP MWS - LAB	0.0						\$12,400				\$12,400								
7502	PE1/RWGRP	ce	PBHSP: GWQMP	11.3	\$16,227	\$600		\$2,100		\$10,676				\$13,376								
7502	PE1/RWGRP	ce	PBHSP: SWQMP	5.0	\$7,844			\$200						\$200								
7104.3 Groundwater Level Monitoring Program																						
7104.3	PE1/GWLMP	abcd	GWLMP: HCMP/GWR/MZ1/MZ3/MWL: SCHED	3.8	\$7,508																	
7104.3	PE1/GWLMP	abcd	GWLMP: KEY	3.0	\$5,308																	
7104.3	PE1/GWLMP	abcd	GWLMP: HCMP/GWR/MZ1/MZ3/MWL: FIELD	45.0	\$62,776	\$3,100		\$1,800						\$4,900								
7104.3	PE1/GWLMP	abcd	GWLMP: HCMP/GWR/MZ1/MZ3/MWL: DB-WL	33.0	\$53,664																	
7104.3	PE1/GWLMP	abcd	GWLMP: DB-CBDC	32.0	\$50,992																	
7104.3	PE1/GWLMP	e	CASGEM Reporting	5.1	\$8,057																	
7104.8	PE1/GWLMP	abcd	GWLMP: Contract Services	4.3	\$6,174					\$20,000				\$20,000								
7104.9	PE1/GWLMP	abcd	GWLMP: Capital Equipment (Transducers)					\$17,000						\$17,000								
7104.3	PE4/MZ-1	abC	GWLMP: Northwest MZ-1 Area: GWLMP	18.0	\$27,248	\$1,220		\$790						\$2,010								
7104.3	PE1/RWGRP	ce	GWLMP: PBHSP	20.8	\$31,214	\$750		\$200						\$950								
7402 MZ-1 Ground Level Monitoring Program																						
Subtask 1 - Setup and Maintenance of the Monitoring Network																						
7402	PE1/GLMP	abC	MZ1-GLMP: Setup and Maintenance of Monitoring Network	20.8	\$29,437	\$649	\$250	\$350						\$1,249								
7408	PE1/GLMP	abC	MZ1-GLMP: Setup and Maintenance of Monitoring Network - Equipment	6.0	\$10,784	\$173	\$2,500		\$2,500		\$1,596			\$6,769								
Subtask 2 - MZ-1: Aquifer-System Monitoring and Testing																						
7402	PE1/GLMP	abC	MZ1-GLMP: Aquifer System Monitoring and Testing	22.0	\$32,724	\$664		\$120						\$784								
Subtask 3 - Basin-Wide: InSAR																						
7402	PE1/GLMP	abC	BW-GLMP: InSAR	29.0	\$64,880																	
7403	PE1/GLMP	abC	BW-GLMP: InSAR - Outside Pro							\$39,600				\$39,600								
Subtask 4 - Ground-Level Surveys																						
7402	PE1/GLMP	abC	MZ1-GLMP: Ground Level Surveys	3.5	\$7,144																	
7406	PE1/GLMP	abC	MZ1-GLMP: Ground Level Surveys - Outside Pro							\$38,600				\$38,600								
7302 Prado Basin Habitat Monitoring, Data Analysis and Reporting - 50% IEUA Cost Share																						
7302	PE1/RWGRP	ce	PBHSP - Vegetation Monitoring Program	13.0	\$27,648	\$200	\$0	\$0	\$13,250	\$0	\$0											
7306	PE1/RWGRP	ce	PBHSP - Vegetation Monitoring Program - Outside Pro																			
7302	PE1/RWGRP	ce	PBHSP - Climate Monitoring Program	1.3	\$2,596					\$13,000				\$13,000								
7302	PE1/RWGRP	ce	PBHSP - Prepare Annual Report	50.3	\$93,954	\$100			\$250					\$100								
7302	PE1/RWGRP	ce	PBHSP - Meetings and Project Administration	9.8	\$21,962	\$100								\$100								
7202 Recharge and Well Monitoring Program: Pursuant to the Groundwater Recharge Permit and Maximum Benefit																						
7202	PE1/RWGRP	e	RWGRP: Review Documents for Chino Basin Recycled Water GW Recharge Program	11.5	\$23,496	\$0	\$0	\$0	\$0	\$0	\$0			\$0								

Table 1: Cost Estimates for Watermaster Engineering Services -- FY 2024/25

Watermaster		Notes	Task	Total Labor			Other Direct Costs						Total Engineering Cost Estimate 2024/25	IEUA Cost Share	Watermaster Engineering Cost Estimate 2024/25	Expected Carryover from 2023/24	Proposed Watermaster Budget for Engineering Services 2024/25							
Account	Group			Person Days	Cost		Travel	New Equipment	Equipment Rental	Outside Pros	Lab	Reproduction					Total ODCs			Task	Project	Account		
					Task	Project											Account							
5925 Agriculture Production Estimation					\$11,096																			
5925	General	J	Agriculture Production Estimation	5.5	\$11,096			\$20,000	\$0	\$0			\$20,000				\$31,096			\$31,096	\$31,096			
5965 Support for Implementation of Improved Data Collection and Management Process					\$39,659																			
5965	General	f	Support for Implementation of Improved Data Collection and Development of Data Visualization	23.3	\$39,659								\$0				\$39,659			\$39,659	\$39,659			
7200 Program Element 2: Comprehensive Recharge Program					\$175,344									\$600								\$75,944		
7202 Engineering Services					\$175,344									\$600	\$600			\$175,944			\$175,944	\$100,000	\$75,944	
7202.2	PE2	abcdC	PE2: Comprehensive Recharge Program	84.0	\$175,344	\$600	\$0	\$0	\$0	\$0	\$0		\$600	\$600			\$175,944			\$175,944				
7300 Program Elements 3 & 5: Water Supply Plan - Desalters					\$16,180										\$0								\$16,180	
7303 Engineering Services					\$16,180										\$0								\$16,180	
7303	PE3-5	f	PE3-5: Engineering Support for Desalters	7.5	\$16,180	\$0	\$0	\$0	\$0	\$0	\$0		\$0	\$0			\$16,180			\$16,180		\$16,180		
7400 Program Element 4: Mgmt Zone Strategies					\$151,302										\$10,375								\$161,677	
7402 Engineering Services					\$151,302										\$10,375								\$161,677	
Subtask 5 - Data Analyses and Reports																							\$87,084	
7402	PE4/MZ-1	abC	PE4/MZ-1: Data Analyses and Reports	41.5	\$77,084						\$10,000		\$10,000				\$87,084			\$87,084		\$87,084		
Subtask 6 - Develop a Subsidence Management Plan for Northwest MZ-1																							\$16,656	
7402.1	PE4/MZ-1	abC	Aquifer-System Monitoring	11.0	\$16,656												\$16,656			\$16,656		\$16,656		
7402.1	PE4/MZ-1	abC	Construct and Calibrate Additional 1D Models														\$0			\$0		\$0		
Subtask 7 - Meetings and Administration																							\$57,937	
7402	PE4/MZ-1	abC	PE4/MZ-1: Meetings and Administration	25.3	\$57,562	\$375	\$0	\$0	\$0	\$0	\$10,000		\$375	\$375			\$57,937			\$57,937		\$57,937		
7500 Program Elements 6 & 7: Coop Efforts/Salt Mgmt					\$384,611										\$9,411								\$339,388	
7502 Engineering Services					\$144,982										\$3,600								\$148,582	
7502	PE6-7	abC	PE6: Analysis of Chino Basin Contaminant Plumes	30.0	\$49,964	\$200	\$0	\$0	\$0	\$0	\$300		\$200	\$3,600			\$50,164			\$50,164		\$50,164		
7502	PE6-7	Ccd	PE7: Maximum Benefit Annual Report	22.5	\$40,956	\$100	\$0	\$0	\$0	\$0	\$300		\$400				\$41,356			\$41,356		\$41,356		
7502	PE6-7	de	PE7: Prepare Updated Groundwater and Surface Water Monitoring Work Plan	20.8	\$39,920	\$1,500	\$0	\$0	\$0	\$0	\$0		\$1,500				\$41,420			\$41,420		\$41,420		
7502	PE6-7	abC	As needed support for implementation of PE 6/7	6.8	\$14,142	\$1,500	\$0	\$0	\$0	\$0	\$0		\$1,500				\$15,642			\$15,642		\$15,642		
7510 Update IEUA's Recycled Water Permit/Maximum Benefit Salinity Management Plan					\$18,984																		\$0	
7510	PE6-7	df	Update IEUA's Recycled Water Permits/Maximum Benefit Salinity Management Plan for the Chino Basin - IEUA Cost Share	9.0	\$18,984	\$76	\$0	\$0	\$2,000	\$0	\$0		\$76	\$2,076			\$21,060	\$10,530	\$10,530	\$21,060	\$10,530	\$10,530		
7511 Support Watermaster in Participation and Review of Santa Ana Watershed Basin Monitoring Program Task Force					\$26,486																			\$27,067
7511	PE6-7	df	As requested services to support Watermaster in its participation in and review of work performed by the Santa Ana Watershed Basin Monitoring Program Task Force	12.0	\$26,486	\$581	\$0	\$0	\$0	\$0	\$0		\$581	\$581			\$27,067			\$27,067		\$27,067		
7517 Prepare Monitoring Work Plan for Chino Creek					\$64,495																			\$33,574
7517	PE6-7	de	Implementation of Chino Creek Monitoring Program - IEUA Cost Share	42.8	\$64,495	\$1,454	\$0	\$1,200	\$0	\$0	\$0		\$1,454	\$2,654			\$67,149	\$33,574	\$33,574	\$67,149	\$33,574	\$33,574		
7520 Preparation of Water Quality Management Plan					\$129,664																			\$130,164
7520	PE6-7	a	Water Quality Management Program	59.5	\$129,664	\$500	\$0	\$0	\$0	\$0	\$0		\$500	\$500			\$130,164			\$130,164		\$130,164		
7600 Program Elements 8 & 9: Storage Mgmt/Conj Use					\$867,379																			\$844,179
7602 Engineering Services					\$867,379																			\$869,179
7610	PE8-9	abj	Develop Storage and Recovery Master Plan	29.0	\$57,184	\$400	\$0	\$0	\$0	\$0	\$0		\$400	\$1,800			\$57,584	\$25,000	\$25,000	\$57,584	\$25,000	\$32,584		
7614	PE8-9	beC	Support Implementation of the Safe Yield Court Order	350.9	\$767,563	\$1,400	\$0	\$0	\$0	\$0	\$0		\$1,400				\$768,963			\$768,963		\$768,963		
7615	PE8-9	abj	Develop 2025 Storage Management Plan	22.0	\$42,632												\$42,632			\$42,632		\$42,632		
Totals				1,662	\$3,200,920	\$22,844	\$19,750	\$12,160	\$135,950	\$68,828	\$14,096		\$273,628	\$273,628	\$273,628	\$3,474,548	\$123,909	\$3,350,638	\$135,530	\$3,215,108	\$3,215,108	\$3,215,108		

Notes:
 Work mandated by:
 a OBMP & Peace Agreement
 b OBMP Implementation Plan
 c Peace II
 d Water Quality Control Plan for the Santa Ana River Basin (Basin Plan)
 e Other Regulatory Compliance
 f Watermaster staff request
 g New scope item related to Watermaster Process and Testimony at Court if required
 C Court Order
 J Judgment

**Table 2: Comparison of Watermaster Engineering Costs
FY 2024/25 versus FY 2023/24**

FY 2024/25 Account No(s).	Task	Watermaster Engineering Cost Estimate FY 24/25 ¹	Watermaster Engineering Cost Estimate FY 23/24 ²	Net Change
General Optimum Basin Management Program/Judgment Administration		\$762,945	\$622,224	\$140,721
8306, 8506, 8406, 6206, 6306	Pool, Advisory, Watermaster Meetings	\$117,551	\$117,331	\$220
6901.8, 5901.8	Other General Meetings as Requested	\$74,132	\$90,193	(\$16,061)
5935	Material Physical Injury Requests	\$39,452	\$36,072	\$3,380
5906.71	Miscellaneous Data Requests - GM/Watermaster Staff	\$101,048	\$126,204	(\$25,156)
5906.72	Miscellaneous Data Requests - Non CBWM Staff/RFI	\$37,008	\$42,832	(\$5,824)
6901.95	Annual Streamflow Monitoring Report - Water Rights Permit 21225	\$22,416	\$20,660	\$1,756
6901.95	SGMA Reporting Requirement for WC Section 10720.8 (f)	\$21,926	\$19,892	\$2,034
6906	Project Management	\$51,440	\$46,992	\$4,448
6906.1	Watermaster Model Application and Required Demonstrations	\$67,596	\$41,235	\$26,361
6901.95	Compliance with SWRCB Regulations Regarding Measurement and Reporting Diversion of Water	\$18,264	\$16,764	\$1,500
6906.26	Support Development of 2020 OBMP CEQA Documentation, Implementation Plan, and Peace Agreement Amendment	\$0	\$24,016	(\$24,016)
5945	Assist Watermaster in Preparing the 47th Annual Report	\$16,924	\$15,416	\$1,508
6906.21	2024 State of the Basin Report	\$195,188	\$0	\$195,188
7220	Integrated Model Meetings and Technical Review - 50% IEUA Cost Share	\$0	\$24,618	(\$24,618)
7100 Program Element 1: Comprehensive Monitoring Program		\$1,014,796	\$1,071,936	(\$57,141)
7502, 7505	Groundwater Quality Monitoring Program	\$310,968	\$275,076	\$35,893
7104.3, 7104.8, 7104.9	Groundwater Level Monitoring Program	\$297,801	\$276,360	\$21,441
7402, 7403, 7406, 7408	Ground Level Monitoring Program	\$231,971	\$345,085	(\$113,114)
7302, 7306	PBHSP - Monitoring Program	\$79,805	\$75,621	\$4,184
7202	Review Documents for Chino Basin Recycled Water GW Recharge Program	\$23,496	\$29,084	(\$5,588)
5925	Agriculture Production Estimation	\$31,096	\$34,376	(\$3,280)
5965	Support for Implementation of Improved Data Collection and Development of Data Visualization	\$39,659	\$36,336	\$3,323
7200 Program Element 2: Comprehensive Recharge Program		\$175,944	\$350,703	(\$174,759)
7202.2	PE2: Comprehensive Recharge Program	\$175,944	\$202,362	(\$26,418)
7208	SB88 Specification to Ensure Compliance with Regulations - GRCC/IEUA Cost Share	\$0	\$54,013	(\$54,013)
7210	2023 Recharge Master Plan Update	\$0	\$94,328	(\$94,328)
7300 Program Elements 3 & 5: Water Supply Plan - Desalter		\$16,180	\$15,632	\$548
7303	PE3-5: Engineering Support for Desalters	\$16,180	\$15,632	\$548
7400 Program Element 4: Management Zone Strategies		\$161,677	\$454,794	(\$293,117)
7402	PE4/MZ-1: Data Analyses, Reports, Meetings, and Administration	\$145,021	\$183,091	(\$38,070)
7402.1	PE4: Subsidence Management Plan for Northwest MZ-1	\$16,656	\$271,703	(\$255,047)
7500 Program Elements 6 & 7: Cooperative Efforts/Salt Management		\$349,918	\$455,709	(\$105,792)
7502	PE6-7: As-needed consulting for Plumes and Maximum Benefit Annual Reporting	\$148,582	\$158,252	(\$9,670)
7510	Update IEUA's Recycled Water Permits/Maximum Benefit Salinity Management Plan for the Chino Basin - IEUA Cost Share	\$10,530	\$34,631	(\$24,101)
7511	As Requested Services to Review of Work Performed by Santa Ana Watershed BMPTF	\$27,067	\$24,610	\$2,458
7508	Follow-on work for the mitigation plan for the temporary loss of Hydraulic Control - IEUA Cost Share	\$0	\$10,703	(\$10,703)
7517	Implementation of Chino Creek Monitoring Program - IEUA Cost Share	\$33,574	\$69,821	(\$36,247)
7520	Water Quality Management Program	\$130,164	\$157,692	(\$27,528)
7600 Program Elements 8 & 9: Storage Management/Conjunctive Use		\$869,179	\$784,183	\$84,996
7610	Develop Storage and Recovery Master Plan	\$57,584	\$69,306	(\$11,722)
7614	Support Implementation of the Safe Yield Court Order	\$768,963	\$663,747	\$105,216
7620	Evaluation of Extreme Future Planning Scenarios	\$0	\$51,130	(\$51,130)
7615	Develop 2025 Storage Management Plan	\$42,632	\$0	\$42,632
Totals		\$3,350,638	\$3,755,181	(\$404,543)

Notes:

¹ Total engineering cost estimate (\$3,474,548) minus estimated IEUA cost-share contribution (\$123,909) from Table 1

² Total engineering cost estimate (\$4,024,588) minus estimated IEUA cost-share contribution (\$269,407)

**Table 3: Variance Explanations for Engineering Costs
FY 2024/25 versus FY 2023/24**

FY 2024/25 Account No(s).	Task	Change from FY 23/24	Variance Explanation
General Optimum Basin Management Program/Judgment Administration		\$140,721	
8306, 8506, 8406, 6206, 6306	Pool, Advisory, Watermaster Meetings	\$220	
6901.8, 5901.8	Other General Meetings as Requested	(\$16,061)	The as-requested meetings have consistently fallen below the budgeted amount over the past few years. As a result, the budget for FY 2024/25 has been reduced.
5935	Material Physical Injury Requests	\$3,380	
5906.71	Miscellaneous Data Requests - GM/Watermaster Staff	(\$25,156)	The as-requested efforts have consistently fallen below the budgeted amount over the past few years. As a result, the budget for FY 2024/25 has been reduced.
5906.72	Miscellaneous Data Requests - Non CBWM Staff/RFI	(\$5,824)	
6901.95	Annual Streamflow Monitoring Report - Water Rights Permit 21225	\$1,756	
6901.95	SGMA Reporting Requirement for WC Section 10720.8 (f)	\$2,034	
6906	Project Management	\$4,448	
6906.1	Watermaster Model Application and Required Demonstrations	\$26,361	The scope in FY 2024/25 includes the balance of recharge and discharge investigation and an assessment of the cumulative impact of transfers, which was not included in FY 2023/24.
6901.95	Compliance with SWRCB Regulations Regarding Measurement and Reporting Diversion of Water	\$1,500	
6906.26	Support Development of 2020 OBMP CEQA Documentation, Implementation Plan, and Peace Agreement Amendment	(\$24,016)	This task was completed in FY 2023/24.
5945	Assist Watermaster in Preparing the 47th Annual Report	\$1,508	
6906.21	2024 State of the Basin Report	\$195,188	This is a biennial task that will be completed in FY 2024/25.
7220	Integrated Model Meetings and Technical Review - 50% IEUA Cost Share	(\$24,618)	This task was completed in FY 2023/24.
7100 Program Element 1: Comprehensive Monitoring Program		(\$57,141)	
7502, 7505	Groundwater Quality Monitoring Program	\$35,893	The scope for FY 2024/25 includes additional sampling for the Emerging Contaminants Monitoring Plan and the sampling at the PBHSP monitoring wells performed every three years
7104.3, 7104.8, 7104.9	Groundwater Level Monitoring Program	\$21,441	The cost for FY 2024/25 increased due to the need to increase budget available for the purchase of replacement transducers , and for the engineering and contract services to perform various well rehabilitation and maintenance for the Watermaster monitoring wells.
7402, 7403, 7406, 7408	Ground Level Monitoring Program	(\$113,114)	Cost decrease compared to FY 2023/24 is due to less ground-level surveys performed in FY 2024/25.
7302, 7306	PBHSP - Monitoring Program	\$4,184	
7202	Review Documents for Chino Basin Recycled Water GW Recharge Program	(\$5,588)	
5925	Agriculture Production Estimation	(\$3,280)	
5965	Support for Implementation of Improved Data Collection and Development of Data Visualization	\$3,323	
7200 Program Element 2: Comprehensive Recharge Program		(\$174,759)	
7202.2	PE2: Comprehensive Recharge Program	(\$26,418)	The scope of work in FY 2024/25 is less than in FY 2023/24 and includes tasks recommended in the 2023 RMPU.
7208	SB88 Specification to Ensure Compliance with Regulations - GRCC/IEUA Cost Share	(\$54,013)	This task has been deferred indefinitely.
7210	2023 Recharge Master Plan Update	(\$94,328)	The 2023 RMPU was completed in September 2023.
7300 Program Elements 3 & 5: Water Supply Plan - Desalter		\$548	
7303	PE3-5: Engineering Support for Desalters	\$548	
7400 Program Element 4: Mgmt Zone Strategies		(\$293,117)	
7402	PE4/MZ-1: Data Analyses, Reports, Meetings, and Administration	(\$38,070)	The scope of work in FY 2024/25 is similar to FY 2023/24. The 2023/24 cost estimate included carryover from the prior year that accounts for the variance.
7402.1	PE4: Subsidence Management Plan for Northwest MZ-1	(\$255,047)	The scope of work in FY 2024/25 is less than in FY 2023/24.
7500 Program Elements 6 & 7: Coop Efforts/Salt Mgmt		(\$105,792)	
7502	PE6-7: As-needed consulting for Plumes and Maximum Benefit Annual Reporting	(\$9,670)	
7510	Update IEUA's Recycled Water Permits/Maximum Benefit Salinity Management Plan for the Chino Basin - IEUA Cost Share	(\$24,101)	This is a multi-year project and the level of effort in FY 2024/25 is less than prior years.

**Table 3: Variance Explanations for Engineering Costs
FY 2024/25 versus FY 2023/24**

FY 2024/25 Account No(s).	Task	Change from FY 23/24	Variance Explanation
7511	As Requested Services to Review of Work Performed by Santa Ana Watershed BMPTF	\$2,458	
7512	Follow-on work for the mitigation plan for the temporary loss of Hydraulic Control - IEUA Cost Share	(\$10,703)	
7517	Implementation of Chino Creek Monitoring Program - IEUA Cost Share	(\$36,247)	The scope for FY 2024/25 is less than the prior year. The FY 2023/24 scope included the development of the monitoring program, including Work Plan and QAPP preparation. The scope of work for FY 2024/25 includes the implementation of the monitoring Work Plan.
7520	Water Quality Management Program	(\$27,528)	The scope in FY 2024/25 is less than the prior year because the concept of a water quality management plan was re-envisioned into a simpler, more adaptable WQMP led by the WQC, feedback received through the WQC, and cost have been reduced.
7600 Program Elements 8 & 9: Storage Mgmt/Conj Use		\$84,996	
7610	Develop Storage and Recovery Master Plan	(\$11,722)	
7614	Support Implementation of the Safe Yield Court Order	\$105,216	This is a multi-year project. The scope in FY 2024/25 is greater than the prior year to include work to complete the 2025 Safe Yield Reevaluation, including modeling and reporting.
7620	Evaluation of Extreme Future Planning Scenarios	(\$51,130)	This is a multi-year task that has been deferred until the completion of the 2025 Safe Yield Reevaluation.
7615	Develop 2025 Storage Management Plan	\$42,632	This is a new task in FY 2024/25.
Total		(\$404,543)	

Table 4: Engineering Cost Estimates by Expense Category*
FY 2024/25

FY 2024/25 Account No(s).	Task	Total Engineering Cost Estimates	Expense Category							
			WY Labor Expense	WY Travel Expense	Equipment Rental	Repro Expense	Equipment Purchases	Lab Expense	Outside Pros	
General Optimum Basin Management Program/Judgment Administration			\$ 762,945	\$ 756,218	\$ 4,527	\$ -	\$ 2,200	\$ -	\$ -	\$ -
8306, 8506, 8406, 6206, 6306	Pool, Advisory, Watermaster Meetings	\$ 117,551	115,104	2,447	-	-	-	-	-	-
6901.8, 5901.8	Other General Meetings as Requested	\$ 74,132	72,352	1,780	-	-	-	-	-	-
5935	Material Physical Injury Requests, Other	\$ 39,452	39,452	-	-	-	-	-	-	-
6906.71, 5906.71	Miscellaneous Data Requests - GM/Watermaster Staff	\$ 101,048	100,748	300	-	-	-	-	-	-
6906.72, 5906.72	Miscellaneous Data Requests - Non CBWM Staff/RFI	\$ 37,008	37,008	-	-	-	-	-	-	-
6901.95	Annual Streamflow Monitoring Report - Water Rights Permit 21225	\$ 22,416	22,416	-	-	-	-	-	-	-
6901.95	SGMA Reporting Requirement for WC Section 10720.8 (f)	\$ 21,926	21,926	-	-	-	-	-	-	-
6906	Project Management	\$ 51,440	51,440	-	-	-	-	-	-	-
6906.1	Watermaster Model Application and Required Demonstrations	\$ 67,596	67,596	-	-	-	-	-	-	-
6901.95	Compliance with SWRCB Regulations Regarding Measurement and Reporting Diversion of Water	\$ 18,264	18,264	-	-	-	-	-	-	-
5945	Assist Watermaster in Preparing the 47th Annual Report	\$ 16,924	16,924	-	-	-	-	-	-	-
6906.21	2024 State of the Basin Report	\$ 195,188	192,988	-	-	2,200	-	-	-	-
7100 Program Element 1: Comprehensive Monitoring Program			\$ 1,094,601	\$ 849,886	\$ 9,631	\$ 10,960	\$ 1,596	\$ 19,750	\$ 68,828	\$ 133,950
7502, 7505	Groundwater Quality Monitoring Program	\$ 310,968	231,565	2,875	7,700	-	-	-	68,828	-
7104.3, 7104.8, 7104.9	Groundwater Level Monitoring Program	\$ 297,801	252,941	5,070	2,790	-	17,000	-	-	20,000
7402, 7403, 7406, 7408	Ground Level Monitoring Program	\$ 231,971	144,969	1,486	470	1,596	2,750	-	-	80,700
7302, 7306	PBHSP - Monitoring Program	\$ 159,610	146,160	200	-	-	-	-	-	13,250
7202	Review Documents for Chino Basin Recycled Water GW Recharge Program	\$ 23,496	23,496	-	-	-	-	-	-	-
5925	Agriculture Production Estimation	\$ 31,096	11,096	-	-	-	-	-	-	20,000
5965	Support for Implementation of Improved Data Collection and Development of Data Visualization	\$ 39,659	39,659	-	-	-	-	-	-	-
7200 Program Element 2: Comprehensive Recharge Program			\$ 175,944	\$ 175,344	\$ 600	\$ -	\$ -	\$ -	\$ -	\$ -
7202.2	PE2: Comprehensive Recharge Program	\$ 175,944	175,344	600	-	-	-	-	-	-
7300 Program Elements 3 & 5: Water Supply Plan - Desalter			\$ 16,180	\$ 16,180	\$ -	\$ -	\$ -	\$ -	\$ -	\$ -
7303	PE3-5: Engineering Support for Desalters	\$ 16,180	16,180	-	-	-	-	-	-	-
7400 Program Element 4: Mgmt Zone Strategies			\$ 161,677	\$ 151,302	\$ 375	\$ -	\$ 10,000	\$ -	\$ -	\$ -
7402	PE4/MZ-1: Data Analyses, Reports, Meetings, and Administration	\$ 145,021	134,646	375	-	10,000	-	-	-	-
7402.1	PE4: Subsidence Management Plan for Northwest MZ-1	\$ 16,656	16,656	-	-	-	-	-	-	-
7500 Program Elements 6 & 7: Coop Efforts/Salt Mgmt			\$ 394,022	\$ 384,611	\$ 5,911	\$ 1,200	\$ 300	\$ -	\$ -	\$ 2,000
7502	PE6-7: As-needed consulting for Plumes and Maximum Benefit Annual Reporting	\$ 148,582	144,982	3,300	-	300	-	-	-	-
7510	Update IEUA's Recycled Water Permit and Water Salinity MP - IEUA Cost Share	\$ 21,060	18,984	76	-	-	-	-	-	2,000
7511	As requested services to support Watermaster in its participation in and review of work performed by the Santa Ana Watershed Basin Monitoring Program Task Force	\$ 27,067	26,486	581	-	-	-	-	-	-
7517	Implementation of Chino Creek Monitoring Program - IEUA Cost Share	\$ 67,149	64,495	1,454	1,200	-	-	-	-	-
7520	Water Quality Management Program	\$ 130,164	129,664	500	-	-	-	-	-	-
7600 Program Elements 8 & 9: Storage Mgmt/Conj Use			\$ 869,179	\$ 867,379	\$ 1,800	\$ -	\$ -	\$ -	\$ -	\$ -
7610	Develop Storage and Recovery Master Plan	\$ 57,584	57,184	400	-	-	-	-	-	-
7614	Support Implementation of the Safe Yield Court Order	\$ 768,963	767,563	1,400	-	-	-	-	-	-
7615	Develop 2025 Storage Management Plan	\$ 42,632	42,632	-	-	-	-	-	-	-
Totals			\$ 3,474,548	\$ 3,200,920	\$ 22,844	\$ 12,160	\$ 14,096	\$ 19,750	\$ 68,828	\$ 135,950

Notes:

* Total engineering cost estimates include IEUA cost sharing contributions and Carryover



Summary of Proposed Engineering Services and Cost Estimates *Fiscal Year 2024/25*

PREPARED FOR

Chino Basin Watermaster



PREPARED BY



Table of Contents

Executive Summary.....	1
8306, 8506, 8406, 6206, 6306 – OBMP/Judgment Admin General Engineering	3
6901.8, 5901.8 – OBMP/Judgment Admin General Engineering	4
5935 – OBMP/Judgment Admin General Engineering	5
5906.71 – OBMP/Judgment Admin General Engineering.....	6
5906.72 – OBMP/Judgment Admin General Engineering.....	7
6901.95 – OBMP/Judgment Admin General Engineering.....	8
6901.95 – OBMP/Judgment Admin General Engineering.....	9
6906 – OBMP/Judgment Admin General Engineering	10
6906.1 – OBMP/Judgment Admin General Engineering	11
6901.95 – OBMP/Judgment Admin General Engineering.....	13
5945 – OBMP/Judgment Admin General Engineering	14
6906.21 – OBMP/Judgment Admin General Engineering.....	15
7502, 7505 – PE1: Comprehensive Monitoring Program.....	17
7104.3, 7104.8, 7104.9 – PE1: Comprehensive Monitoring Program.....	21
7402, 7403, 7406, 7408 – PE1: Comprehensive Monitoring Program	24
7302, 7306 – PE1: Comprehensive Monitoring Program.....	25
7202 – PE1: Comprehensive Monitoring Program.....	27
5925 – PE1: Comprehensive Monitoring Program.....	29
5965 – PE1: Comprehensive Monitoring Program.....	31
7202.2 – PE2: Comprehensive Recharge Program	33
7303 – PE3/5: Water Supply Plan – Desalters	35
7402 – PE4: Management Zone Strategies.....	36
7402.1 – PE4: Management Zone Strategies.....	37
7502 – PE6/7: Cooperative Efforts/Salt Management	39
7510 – PE6/7: Cooperative Efforts/Salt Management	43
7511 – PE6/7: Cooperative Efforts/Salt Management	46
7517 – PE6/7: Cooperative Efforts/Salt Management	48
7520 – PE6/7: Cooperative Efforts/Salt Management	50
7610 – PE8/9: Storage Management/Conjunctive Use	53
7614 – PE8/9: Storage Management/Conjunctive Use	54

Table of Contents

7615 – PE8/9: Storage Management/Conjunctive Use57

Summary of Proposed Engineering Services and Cost Estimates

Fiscal Year 2024/25

EXECUTIVE SUMMARY

This document summarizes West Yost’s proposed scope-of-work and cost estimate for Watermaster Engineering Services in fiscal year (FY) 2024/25. For each engineering task in this summary, the following information is provided:

Cost Estimate. This is the estimated cost to complete the task in FY 2024/25, which includes all costs for Watermaster Engineer labor, equipment rentals, laboratory analyses, travel, other subcontractors, etc. Subcontractor costs are passed through with no additional “markup.” The cost estimates include costs that will be covered by cost sharing partners (e.g., IEUA) and/or carryover budget from the prior FY. Hence, the cost to the Watermaster Parties in 2024/25 will be less than the costs stated herein for those tasks with cost share and/or carryover funding.

Rationale. This is a description of why the task is being proposed for FY 2024/25, including references to associated regulatory requirements, Court Orders, CEQA requirements, or agreements.

Scope. This is a summary description of the scope of work required to complete the task.

Deliverables. This is a summary of the task deliverables.

There are two new tasks that are proposed to start in FY 2024/25 that have not been performed in past years. The new tasks are:

- Prepare Updated Groundwater and Surface Water Monitoring Work Plan
- Develop 2025 Storage Management Plan

This summary is accompanied by four tables that describe the cost estimates in more detail and compare the cost estimates to the prior year Watermaster budget:

- **Table 1.** This is a detailed line-item cost estimate for each proposed task. It includes totals for the following:
 - **Total Engineering Cost Estimate.** The total cost to complete the task in 2024/25, including Watermaster Engineer labor, equipment rentals, laboratory analyses, travel, other subcontractors, etc.
 - **IEUA Cost Share.** The amount of Total Engineering Cost Estimate covered by IEUA under cost sharing agreements.
 - **Watermaster Engineering Cost Estimate.** The Total Engineering Cost Estimate minus the IEUA Cost Share.
 - **Expected Carryover.** The estimated amount of unspent approved budget for work planned for FY 2023/24 that is now expected to be performed in FY 2024/25.
 - **Proposed Watermaster Budget for Engineering Services 2024/25.** The Watermaster Engineering Cost Estimate minus the Expected Carryover. This is the estimated costs that would be assessed to the Watermaster parties for 2024/25.

Summary of Proposed Engineering Services and Cost Estimates *Fiscal Year 2024/25*



- **Table 2.** This table compares the Watermaster Engineering Cost Estimates for FY 2024/25 versus 2023/24.
- **Table 3.** This table explains the variances between the Watermaster Engineering Cost Estimates for FY 2024/25 versus 2023/24 for the tasks with variances greater than \$15,000.
- **Table 4.** This table breaks down the Total Engineering Cost Estimate into the various expense categories of labor and other direct costs.

The total proposed cost estimate for engineering services in FY 2024/25 is about \$3,493,119. Cost sharing contributions by IEUA (~\$123,909) reduces the estimated costs for Watermaster engineering services to about \$3,369,209, which is about \$385,972 less than the Watermaster engineering costs for FY 2023/24. Currently, it is estimated that about \$135,530 of the Watermaster engineering costs will be funded via carryover funds from the FY 2023/24 budget.

DRAFT

**Summary of Proposed Engineering Services
and Cost Estimates**
Fiscal Year 2024/25



**8306, 8506, 8406, 6206, 6306 – OBMP/JUDGMENT ADMIN GENERAL ENGINEERING
Pool, Advisory, Watermaster Meetings**

	Cost Estimate
Consultant Labor	\$115,104
Other Direct Costs	\$2,447
Total	\$117,551

Rationale

The Watermaster General Manager and/or the Watermaster Board may direct West Yost to prepare for and attend the following meetings:

- Watermaster Pool meetings (Appropriative, Agricultural, and Overlying Non-Agricultural)
- Watermaster Advisory Committee meetings
- Watermaster Board meetings

Watermaster meetings are assumed to occur in all months except December.

Scope of Work

For each meeting, West Yost will prepare engineering updates with supporting maps, charts, tables, handouts, and PowerPoint presentations, as appropriate. West Yost shall also participate in conference calls with Watermaster’s General Manager and staff to prepare for the meetings and may be asked by Watermaster staff to help prepare staff reports for business items.

Deliverables

West Yost will deliver the following to Watermaster:

- Maps, charts, tables, handouts, and PowerPoint presentations prepared by West Yost for the meetings.
- Other as-requested deliverables.

**Summary of Proposed Engineering Services
and Cost Estimates**
Fiscal Year 2024/25



6901.8, 5901.8 – OBMP/JUDGMENT ADMIN GENERAL ENGINEERING

Other General Meetings as Requested

	Cost Estimate
Consultant Labor	\$72,352
Other Direct Costs	\$1,780
Total	\$74,132

Rationale

The Watermaster General Manager and/or the Watermaster Board may direct West Yost to prepare for and attend the following meetings:

- Other general meetings as requested by Watermaster’s General Manager or Board.
- Coordination conference calls with Watermaster’s General Manager and staff.

Work on this task will be performed only upon request by Watermaster’s General Manager or the Board.

Scope of Work

For each meeting, West Yost will prepare supporting maps, charts, tables, handouts, and PowerPoint presentations, as appropriate, and may participate in conference calls to coordinate with Watermaster staff prior to or following the meetings.

Deliverables

West Yost will deliver the following to Watermaster:

- Maps, charts, tables, handouts, and PowerPoint presentations prepared by West Yost for the meetings.
- Other as-requested deliverables.



5935 – OBMP/JUDGMENT ADMIN GENERAL ENGINEERING

Material Physical Injury Requests, Others

	Cost Estimate
Consultant Labor	\$39,452
Other Direct Costs	\$0
Total	\$39,452

Rationale

At the direction of the Watermaster General Manager, West Yost will conduct a material physical injury analysis for each transfer application, storage application, and recharge application, or as otherwise directed by Watermaster and pursuant to the Peace Agreement and the Rules and Regulations. Specifically, Article 10 of the Watermaster Rules and Regulations (paragraph 10.10) requires that:

“[...] Watermaster prepare a written summary and analysis (which will include an analysis of the potential for material physical injury) of the Application and provide the Parties with a copy of the written summary and advanced notice of the date of Watermaster’s scheduled consideration and possible action on any pending Applications.”

Per the Peace Agreement (page 8), material physical injury is defined as:

“[...] material injury that is attributable to Recharge, Transfer, storage and recovery, management, movement or Production of water or implementation of the OBMP, including, but not limited to, degradation of water quality, liquefaction, land subsidence, increases in pump lift and adverse impacts associated with rising groundwater.”

Scope of Work

This task provides engineering services to assist Watermaster staff in the evaluation of transfer, storage, and recharge applications. Occasionally, Watermaster staff requires engineering services in the evaluation of such transfers. Material physical injury analyses anticipated for FY 2024/25 will cover water transfers among the parties, recharge applications, and storage application, as directed by Watermaster.

Deliverables

The deliverables for this work will be defined by specific Watermaster direction for projects requiring MPI analyses.



5906.71 – OBMP/JUDGMENT ADMIN GENERAL ENGINEERING

Miscellaneous General Manager and Data Requests – from Watermaster Staff

	Cost Estimate
Consultant Labor	\$100,748
Other Direct Costs	\$300
Total	\$101,048

Rationale

The Watermaster General Manager and/or Watermaster staff may direct West Yost to perform specific technical analyses and/or respond to miscellaneous data requests related to Chino Basin optimum management. The recommended budget estimate is based on prior years’ experience.

Scope of Work

West Yost shall perform the following tasks:

- Perform ad hoc analyses and review of documents requested by the Watermaster General Manager and/or Watermaster staff.
- Fulfill requests from the Watermaster General Manager and/or Watermaster staff, including the preparation of PowerPoint presentations, maps, charts, and technical reports.
- Fulfill requests for hydrologic data, model files, PowerPoint presentations, maps, charts, technical reports, etc., as requested by Watermaster staff.

Deliverables

West Yost shall deliver to Watermaster data-request deliverables as well as PowerPoint presentations, maps, charts, and technical reports, as requested.

**Summary of Proposed Engineering Services
and Cost Estimates**
Fiscal Year 2024/25



5906.72 – OBMP/JUDGMENT ADMIN GENERAL ENGINEERING

Miscellaneous Data Requests – from Non-Watermaster Staff, Watermaster Parties, and Non-Watermaster Entities

	Cost Estimate
Consultant Labor	\$37,008
Other Direct Costs	\$0
Total	\$37,008

Rationale

The Watermaster General Manager and/or Watermaster staff may direct West Yost to perform specific technical analyses and/or respond to miscellaneous data requests from Watermaster parties, non-Watermaster staff, and non-Watermaster entities. The recommended budget estimate is based on prior years' experience.

Scope of Work

West Yost shall perform the following tasks:

- Perform ad hoc analyses requested by Watermaster parties, non-Watermaster staff, and non-Watermaster entities, as directed by the Watermaster General Manager and/or Watermaster staff.
- Fulfill requests for hydrologic data, model files, PowerPoint presentations, maps, charts, technical reports, etc. requested by Watermaster parties, non-Watermaster staff, or non-Watermaster entities, as directed by Watermaster staff.

Deliverables

West Yost shall deliver to Watermaster the data-request deliverables as well as PowerPoint presentations, maps, charts, and technical reports, as requested by the Watermaster General Manager and/or Watermaster staff.



6901.95 – OBMP/JUDGMENT ADMIN GENERAL ENGINEERING
Annual Streamflow Monitoring Report for Water Rights Permit 21225

	Cost Estimate
Consultant Labor	\$22,416
Other Direct Costs	\$0
Total	\$22,416

Rationale

This work is required in Watermaster’s permit issued by the State Water Resources Control Board (Permit No. 21225).

Scope of Work

This task includes engineering services to prepare a specialized hydrologic assessment of the relative impacts of the diversions of storm water for recharge by Watermaster pursuant to Watermaster’s Permit 21225 issued by the State Water Resources Control Board. A report summarizing the analysis is due each year by October 1st. This work involves estimating the discharge to the Santa Ana River from its tributaries that flow across the Chino Basin and where storm water is diverted for recharge. The discharge from these tributaries to the Santa Ana River is estimated with and without the Watermaster diversions for recharge, and the relative changes in discharge are computed. The latest version of the Chino Basin surface water model that was developed for the 2020 Safe Yield Recalculation will be used for this effort.

Deliverables

West Yost shall deliver the following to Watermaster:

- A letter report entitled, Annual Streamflow Monitoring Report for Water Rights Permit 21225, Fiscal 2023/24, which Watermaster and its attorney will review and forward to the State Water Resources Control Board by October 1, 2023.
- The draft report will be delivered to Watermaster and its Attorney for review and comment by September 15, 2023.
- The final report will be delivered to Watermaster and its Attorney by September 27, 2023.

**Summary of Proposed Engineering Services
and Cost Estimates**
Fiscal Year 2024/25



6901.95 – OBMP/JUDGMENT ADMIN GENERAL ENGINEERING

SGMA Reporting Requirement for April 1, 2025 WC Section 10720.8 (f).

	Cost Estimate
Consultant Labor	\$21,926
Other Direct Costs	\$0
Total	\$21,926

Rationale

The Sustainable Groundwater Management Act (SGMA) has a requirement that the Watermaster or a local agency of an adjudicated basin identified in WC Section 10720.8(a) submit specific data, information, and reports for the previous water year annually to the California Department of Water Resources (DWR) by April 1 of each year. Pursuant to SGMA WC Section 10720.8(f), Watermaster is required to submit:

- (A) Groundwater elevation data unless otherwise submitted pursuant to WC Section 10932*
- (B) Annual aggregated data identifying groundwater extraction*
- (C) Surface water supply used for or available for use for groundwater recharge or in-lieu use*
- (D) Total water use*
- (E) Change in groundwater storage*
- (F) The annual report submitted to the court*

Scope of Work

The reporting period is water year 2023/24. Item (A) has already been submitted for the California Statewide Groundwater Elevation Monitoring (CASGEM) Program, so no further data will be reported pursuant to the SGMA. Items (B) through (D) and (F) will be compiled from the appropriators, the IEUA, and Watermaster. Item (E) is a result from the Chino Basin groundwater model that will be updated with data through September 30, 2024. The change in storage will be estimated from the resulting water budget table for water year 2023/24.

The DWR has implemented an Adjudicated Basin Annual Reporting System, which is an on-line submission system that consists of specialized reporting templates for entering all the required information and provides the capability to upload supporting documents and reports. A Technical Memorandum will be prepared for Watermaster, explicitly documenting the information for Items (A) through (F) that will be populated into the reporting templates for the April 1 submittal.

Deliverables

West Yost shall deliver the following to Watermaster:

- A draft memorandum that documents the information submitted to the DWR Adjudicated Basin Annual Reporting System.

Summary of Proposed Engineering Services and Cost Estimates Fiscal Year 2024/25



- The draft Memorandum will be submitted to Watermaster in February 2025 for Watermaster review and comment.
- The final Memorandum will be submitted to Watermaster by March 6, 2025 for review and approval by the Watermaster Pools, Advisory Committee, and Board.
- The required information and documents will be submitted to the DWR using the Adjudicated Basin Annual Reporting System by April 1, 2025.

6906 – OBMP/JUDGMENT ADMIN GENERAL ENGINEERING

Project Management

	Cost Estimate
Consultant Labor	\$51,440
Other Direct Costs	\$0
Total	\$51,440

Rationale

This task is for routine project management and the preparation of quarterly estimated-cost-at-completion reports.

Scope of Work

West Yost shall perform routine project management services, including:

- Update the Integrated Schedule Budget Management (ISBM) system.
- Analyze staffing requirements and make assignments for various tasks.
- Review the schedules of deliverables.
- Prepare monthly budget summary tables.
- Prepare the Estimated Cost at Completion (ECAC) and Earned Value (EV) estimates.
- Attend joint Watermaster/West Yost senior staff meetings.
- Attend Watermaster budget workshops.

Deliverables

West Yost shall deliver the following to Watermaster:

- Quarterly summary of costs to date, ECACs, and estimates of progress on a task-by-task basis.
- Monthly budget summary tables.



6906.1 – OBMP/JUDGMENT ADMIN GENERAL ENGINEERING

Watermaster Model Update and Required Demonstrations

	Task 1	Task 2	Total
Consultant Labor	\$59,864	\$7,732	\$67,596
Other Direct Costs	\$0	\$0	\$0
Total	\$59,864	\$7,732	\$67,596

Rationale

Watermaster updated its groundwater models in 2007, 2013, 2020, and 2024. Watermaster applies its groundwater model to estimate net recharge and Safe Yield, to assess the state of hydraulic control, to assist with SGMA compliance, to conduct material physical injury assessments, to assist in the development of a storage framework and Storage Management Plan, and to support the development of TDS and nitrate concentration changes in the basin.

Activities historically performed in this task have included: the assessment of the adequacy of supplemental water recharge capacity pursuant to Section 7.3 of the Peace II Agreement; the evaluation of the balance of recharge and discharge; and the evaluation of the cumulative effects of transfers. Each year since 2012, a technical assessment of the adequacy of supplemental water recharge capacity was completed and reported to the Watermaster pursuant to Section 7.3 of the Peace II Agreement. The evaluation of the balance of recharge and discharge and the cumulative effects of transfers will be required in FY 2024/25.

The work anticipated for this line item in FY 2024/25 includes the evaluation of the balance of recharge and discharge and the cumulative effect of transfers and the preparation of annual finding of compliance with Section 7.3 of the Peace II Agreement.

Scope of Work

The consultant shall perform the following tasks:

- **Task 1 – Evaluate the Balance of Recharge and Discharge and the Cumulative Effects of Transfers**
 - Task 1.1—Collect, Compile, and Review Data to Update Historical Hydrology and Prepare Annual Estimate of Balance of Recharge and Discharge. The evaluation of the balance of recharge and discharge is a retrospective analysis of the water budgets in each of the five OBMP management zones (MZs) from the period of July 1, 2020 through June 30, 2024. The consultant will collect and/or compile the necessary data to replace the projection data in the 2025 Chino Valley Model (CVM) for this period,¹ including hydrologic data, pumping data, and recharge data.

¹ The 2025 CVM includes multiple calibrated realizations that represent plausible sets of parameters that characterize the Basin. Only one calibrated realization will be chosen to use for this study. The 2025 CVM is expected to contain historical hydrologic data through Water Year 2023.

Summary of Proposed Engineering Services and Cost Estimates Fiscal Year 2024/25



- Task 1.2—Compile the Historical Transfers in the Chino Basin and Determine the Annual Avoided Wet-Water Replenishment. The consultant will use the Watermaster Assessment Packages to calculate the avoided wet-water replenishment by Party by year.
- Task 1.3—Evaluate Basin Response to the Water Replenishment That Would Have Occurred in the Absence of Transfers. In this task, the consultant will create a new scenario that will be identical to the calibration run of the 2025 CVM, with imported water recharge increased to the volume that would have occurred in the absence of transfers for the period of July 1, 2000 through June 30, 2024. This scenario will be simulated and compared to the 2025 CVM calibration run (extended through June 30, 2024 in Task 1.1) and to determine the cumulative effect of transfers on the basin.
- Task 1.4—Prepare Report. In this task, the consultant will document the work in Tasks 1.1 through 1.3.
- **Task 2 Prepare Finding of Substantial Compliance.** The work required for this task includes review and update of planning information, testing the adequacy of existing wet-water recharge capacity to meet future wet-water replenishment obligations, and preparation of a technical memorandum to document substantial compliance as required by Section 7.3 of the Peace II Agreement.

Deliverables

For Task 1, West Yost will prepare a report for Watermaster documenting the evaluation of the balance of recharge and discharge and the cumulative effects of transfers.

For Task 2, West Yost will deliver a technical memorandum to Watermaster documenting the annual finding of substantial compliance.

Summary of Proposed Engineering Services and Cost Estimates Fiscal Year 2024/25



6901.95 – OBMP/JUDGMENT ADMIN GENERAL ENGINEERING

Compliance with SWRCB Regulations Regarding Measurement and Reporting Diversion of Surface Water (Title 23 Chapters 2.7 and 2.8)

	Cost Estimate
Consultant Labor	\$18,264
Other Direct Costs	\$0
Total	\$18,264

Rationale

Watermaster holds three diversion permits, issued by the SWRCB, that provide authorization to Watermaster to divert and recharge storm and dry-weather discharge. Presently, the amount of water diverted is estimated by the IEUA and reported to the Watermaster. Watermaster subsequently reports the amount of water recharged to the SWRCB pursuant to its permits and SWRCB regulations in Title 23, Chapter 2.7.

SB88 was signed into law by Governor Brown on June 24, 2015. Sections 15 through 18 of that law add new measurement and reporting requirements for a substantial number of diverters, including the Chino Basin Watermaster. Pursuant to the regulations, Watermaster must annually report the following in addition to prior reporting requirements:

- Information on the device or method used to calculate the amount of water diverted.
- Water diversion measurement, either direct diversion or diversion to storage, including the type of device(s) used, additional technology used, who installed the device(s), and any alternative method(s) used in measuring water diversion.

Pursuant to the regulations, Watermaster is required to provide a description of its measuring scheme, determine if it meets the specific accuracy requirements provided for in the regulations, and if it can't meet the accuracy requirements, to implement an improved diversion measuring scheme.

Scope of Work

West Yost shall perform the following tasks:

- Task 1.1 – Collect WY 2023 stormwater data from IEUA, including transducer information and stage measurements.
- Task 1.2 – Provide as-needed assistance to Watermaster staff to update the "Water Diversion Measurement" section of progress reports for Watermaster's water rights permits. For one of the permitted points of diversion, modeling is needed to estimate diversions. The latest version of the Chino Basin surface water model that was developed for the 2020 Safe Yield Recalculation will be used for this effort.

Deliverables

West Yost shall deliver the following to Watermaster:

- Estimates of stormwater recharge, including maximum daily diversions by month by permit.

Summary of Proposed Engineering Services and Cost Estimates Fiscal Year 2024/25



- The “Water Diversion Measurement” section of Watermaster’s annual progress reports to the SWRCB.
- Electronic data files required by SWRCB at time of filing.

5945 – OBMP/JUDGMENT ADMIN GENERAL ENGINEERING

Assist Watermaster in Preparing the 47th Annual Report

	Cost Estimate
Consultant Labor	\$16,924
Other Direct Costs	\$0
Total	\$16,924

Rationale

This work is required by the Chino Basin Judgment and the Sustainable Groundwater Management Act.

Scope of Work

This task includes support services to assist Watermaster staff in the preparation of the Watermaster's 47th Annual Report documenting Watermaster's activities and water accounting for FY 2023/24. West Yost will work closely with Watermaster staff and their contractor Martin Rauch to provide as-requested support to collect data and prepare content for the Annual Report.

Deliverables

West Yost’s deliverables and associated schedule will be defined by Watermaster upon project kick-off in July 2024.



6906.21 – OBMP/JUDGMENT ADMIN GENERAL ENGINEERING

2024 State of the Basin Report

	Cost Estimate
Consultant Labor	\$192,988
Other Direct Costs	\$2,200
Total	\$195,188

Rationale

Pursuant to the November 15, 2001 Court Order, Watermaster prepares a State of the Basin report every two years. The State of the Basin reports are used to document how the state of the basin has changed since the implementation of the Peace Agreement in September 2000. The scope of the report includes a characterization of the time histories of groundwater levels and quality, storage, production, recharge (replenishment and other recharge), ground level, state of hydraulic control, desalter planning and engineering, and production meter installation.

Scope of Work

The consultant shall perform the following tasks:

- Compile and analyze production data for FY 2022/23 and FY 2023/24 and prepare exhibits showing production activities by pool and historical trends in production.
- Compile and analyze recharge and recycled water reuse data for FY 2022/23 and FY 2023/24 and prepare exhibits showing groundwater recharge trends.
- Compile and analyze surface water, climate, and land use data and prepare exhibits that show general hydraulic conditions in the Basin.
- Analyze basin-wide water quality and prepare maps that show five-year maximum concentrations for constituents of concern, and historical trends in TDS and nitrate by management zone.
- Prepare rasters depicting the current extent of the VOC plumes and prepare a series of associated exhibits with maps and text.
- Analyze basin-wide groundwater levels and prepare exhibits that show historical trends in groundwater levels by management zone.
- Analyze water-level data and create groundwater elevation contours for spring 2024 for the entire basin and the HCMP area and prepare a series of associated maps.
- Perform raster calculations and comparisons of groundwater-elevation changes that occurred between spring 2000 and spring 2024 and spring 2022 and spring 2024 and prepare maps showing these changes.
- Compile and analyze ground-level monitoring data for 2021 through 2022 and prepare exhibits showing trends in vertical ground motion in MZ1 and MZ2, and time histories of groundwater pumping, aquifer recharge, groundwater levels, and ground motion in these areas.

Summary of Proposed Engineering Services and Cost Estimates *Fiscal Year 2024/25*



Deliverables

The West Yost will deliver a draft report in digital format for Watermaster’s review by June 5, 2025 and a final report in digital format by June 30, 2025 for Watermaster’s general use, filing for the court, and for posting on Watermaster’s website. In addition, up to 20 hard copies of the final State of the Basin Report will be prepared and provided to Watermaster.

Watermaster is considering changing the format of the State of the Basin Report to a more modern format that is online and interactive. Prior to kick-off of the preparation of the report, West Yost will meet with Watermaster staff to consider and potentially develop a revised format. Depending on the new format and scope to develop the report there could be cost savings from the cost estimate scoped to develop the report for FY 2024/25.

DRAFT



7502, 7505 – PE1: COMPREHENSIVE MONITORING PROGRAM
Groundwater and Surface Water Quality Monitoring Program

	Cost Estimate
Consultant Labor	\$231,565
Other Direct Costs	\$79,403
Total	\$310,968

Rationale

The OBMP, Peace Agreements, and Implementation Plan all call for a key-well monitoring program for groundwater quality as part of Program Element 1.² The data generated in Program Element 1 are used for the Biennial State of the Basin Report, the Groundwater Model update and calibration, material physical injury assessments, the evaluation of non-point source groundwater contamination and plumes associated with point-source discharge, the evaluation of emerging contaminants in groundwater³, Hydraulic Control demonstrations, the Triennial Ambient Water Quality Recomputation⁴, and evaluation of groundwater/surface water interaction near riparian habitat in the Prado Basin. The groundwater-quality and surface water monitoring programs, as currently implemented, meets the minimum requirements for all the above uses.

² OBMP Program Element 1—*Develop and Implement Comprehensive Monitoring Program.*

³ The Water Quality Management Program (WQMP) that is part of Program Element 6 conducted through the Water Quality Committee (WQC) includes the development and implementation of an Emerging Contaminants Monitoring Plan (EMCP) to collect data to characterize contaminant occurrence in the Chino Basin where data is not available and inform implications of potential water quality regulations on Chino Basin groundwater operations and management. The draft ECMP was developed in February 2024. For efficiency the Watermaster portion of the ECMP sampling will be done during the routine Watermaster monitoring for FY 2024/25 at various monitoring wells and private wells.

⁴ The Hydraulic Control demonstrations and the Triennial Ambient Water Quality Recomputation are salt-management requirements of the Basin Plan: http://www.swrcb.ca.gov/santaana/water_issues/programs/basin_plan/docs/chapter5.pdf

Summary of Proposed Engineering Services and Cost Estimates

Fiscal Year 2024/25



The Hydraulic Control Monitoring Program (HCMP)⁵ and the Prado Basin Habitat Sustainability Program (PBHSP)⁶ are regulatory monitoring programs with groundwater and surface water monitoring components. Data collected for the HCMP and PBHSP are also used for all other basin-wide uses.⁷

Scope of Work

West Yost shall perform the following tasks:

- Assist Watermaster staff in conducting annual sampling at approximately 30 private wells and 11 monitoring wells between July and October 2023. Samples are sent to Clinical Laboratories for analysis. Sub-tasks include:
 - Annual re-evaluation of wells to sample for the key-well monitoring program.
 - Perform field work to sample a portion of the wells on an as-needed basis.⁸
 - Process, perform quality assurance/quality control (QA/QC), review all field and laboratory data, and upload to HydroDaVE.
- Obtain groundwater-quality and surface water-quality data routinely for about 1,100 wells and 50 surface water sites and from all appropriators and cooperators in and immediately adjacent to the Chino Basin. This includes collecting data from about 35 open investigation clean-up sites in the Chino Basin with data available on the GeoTracker⁹ and EnviroStor¹⁰ websites and checking for any new sites on GeoTracker and EnviroStor with confirmed or

⁵ The HCMP surface water and groundwater monitoring programs are maximum-benefit requirements are salt-management requirements of the Basin Plan: http://www.swrcb.ca.gov/santaana/water_issues/programs/basin_plan/docs/chapter5.pdf and are more specifically described in 2014 HCMP Work Plan.

⁶ Pursuant to Mitigation Measure 4.4-3 in the Peace II CEQA SEIR, the PBHSP adaptive monitoring program includes groundwater and surface water monitoring components to ensure that Peace II Agreement activities to not adversely impact Prado Basin riparian habitat. The PBHSP is an adaptive monitoring program that is implemented under the guidance of the Prado Basin Habitat Sustainability Committee (PBHSC) with an annual process of evaluating results and interpretations of the monitoring data and adjusting the monitoring as needed. In FY 2024/25 the proposed PBHSP groundwater and surface water monitoring includes utilization of 15-minute temperature and specific conductance (EC) data measured in the transducers at the PBHSP monitoring wells, and the collection of field water quality parameters quarterly at four surface water sites along Mill and Chino Creeks. For efficiency, the work to download, process, and upload the 15-minute temperature and EC data at the wells is included with the PBHSP transducers in the Groundwater Level Monitoring Program 7104.3.

⁷ Watermaster's groundwater quality monitoring program includes annual sampling at the 21 HCMP monitoring wells and triennial monitoring at the 17 PBHSP wells as part of the basin-wide monitoring program to be used for Watermaster's various purposes and characterization of water quality.

⁸ An as-needed field budget is provided in the event that Watermaster staff needs assistance in completing the water quality sampling program during the target monitoring period of July 2024 through October 2024. The field work will be performed on an as-needed basis, as directed by Watermaster staff.

⁹ <http://geotracker.waterboards.ca.gov/>

⁹ <http://www.envirostor.dtsc.ca.gov/public/>

Summary of Proposed Engineering Services and Cost Estimates

Fiscal Year 2024/25



- potential impacts to groundwater quality. All data collected are checked for reasonableness and compiled into HydroDaVE's centralized database. Subtasks include:
- Place phone calls, send emails, and attend meetings with the water quality staff of appropriators and other cooperating parties.
 - Collect, process, review, and upload hardcopy, spreadsheet, database, and laboratory electronic data deliverables to HydroDaVE.
- Obtain groundwater and surface water quality data for the HCMP. West Yost shall perform the following tasks:
 - Collect and analyze annual groundwater-quality samples from the 21 HCMP monitoring wells, and quarterly groundwater-quality samples from the two USGS National Water-Quality Assessment Program (NAWQA), and two Santa Ana River Water Company (SARWC) wells. Samples are sent to Babcock Laboratories for analysis. Subtasks include:
 - Schedule field work and coordinate with analytical laboratory.
 - Perform field work. Field work follows the SOPs defined in the 2014 HCMP Work Plan.
 - Process, QA/QC, and upload field and laboratory data to HydroDaVE.
 - Obtain groundwater-quality samples for the emerging contaminants in the February 2024 ECMP at about 26 monitoring wells. West Yost shall perform the following tasks¹¹:
 - Schedule field work and coordinate with analytical laboratory.
 - Process, QA/QC, and upload field and laboratory data to HydroDaVE.
 - Collect and analyze quarterly surface-water quality grab samples at two specified surface-water stations on the Santa Ana River. Samples are sent to Eurofins Eaton Analytical Laboratories for analysis. Subtasks include:
 - Schedule field work and coordinate with analytical laboratory.
 - Perform field work. Field work follows the SOPs defined in the 2014 HCMP Work Plan.
 - Process, QA/QC, and upload field and laboratory data to HydroDaVE.
 - Collect, compile, review, and upload the following surface water data to HydroDaVE twice per year:
 - Daily discharge and water quality data from POTW discharge locations upstream of Prado Dam.
 - Surface water discharge at six USGS gaging stations along the Santa Ana River and tributaries upstream of Prado Dam.

¹¹ Given that the private wells and monitoring wells will already be sampled as part of the routine monitoring efforts, the additional labor cost for the ECMP sampling and data management is nominal. The primary costs for the ECMP in task 7502 is for the laboratory analysis of the samples.

Summary of Proposed Engineering Services and Cost Estimates

Fiscal Year 2024/25



- Perform quarterly downloads of data logger at one site in Chino Creek of 15-minute measurements of level and temperature.
- As-needed support subtasks to characterize water quality, which may include:
 - Create time-history charts of water-quality constituents (e.g., total dissolved solids [TDS] and nitrate-nitrogen).
 - Create maps showing the spatial distribution of water-quality constituents from sampling or point-sources of concern.
 - Perform analysis of water-quality exceedances of Maximum Contaminate Levels (MCLs) at private wells.

Deliverables

West Yost shall deliver the following to Watermaster no later than the date or dates indicated:

- All groundwater-quality data from the key well sampling program will be uploaded to HydroDaVE by December 31, 2024.
- All available groundwater-quality data collected from Chino Basin appropriators and cooperators for the January 1, 2024 to June 30, 2024 period will be uploaded to HydroDaVE by October 31, 2024.
- All available groundwater-quality data collected from Chino Basin appropriators and cooperators for the July 1, 2024 to December 31, 2024 period will be uploaded to HydroDaVE by April 30, 2025.
- All annual groundwater-quality data collected at the 21 HCMP monitoring wells, during August 2024 will be uploaded to HydroDaVE by September 30, 2024.
- All quarterly groundwater-quality data collected at the two NAWQA and two SARWC wells during July 2024, October 2024, January 2025, and April 2025, will be uploaded to HydroDaVE by August 31, 2024, November 30, 2024, February 28, 2025, and May 31, 2025, respectively.
- All quarterly surface water-quality data collected at the two Santa Ana River sites during July 2024, October 2024, January 2025, and April 2025, will be uploaded to HydroDaVE by August 31, 2024, November 30, 2024, February 28, 2025, and May 31, 2025, respectively.
- All POTW surface water quality and discharge data for POTWs, and discharge data for the USGS gaging stations for January 2024 through September 2024 will be uploaded to HydroDaVE by November 30, 2024, and for October 2024 through December 2024 will be uploaded to HydroDaVE by February 28, 2025.



7104.3, 7104.8, 7104.9 – PE1: COMPREHENSIVE MONITORING PROGRAM

Groundwater-Level Monitoring Program

	Cost Estimate
Consultant Labor	\$252,941
Other Direct Costs	\$44,860
Total	\$297,801

Rationale

The OBMP, the Peace Agreements, and the Implementation Plan all call for a key well monitoring program for groundwater levels as part of Program Element 1. The data generated in Program Element 1 are used for the Biennial State of the Basin Report, Hydraulic Control demonstrations, land-subsidence monitoring, Groundwater Model development and recalibration, material physical injury assessments, the periodic assessment of Safe Yield, the estimation of storage change, evaluating the impacts of desalter production on nearby private wells, the California Statewide Groundwater Elevation Monitoring (CASGEM) Program,¹² the Triennial Ambient Water Quality Recomputation, and the monitoring of water levels near riparian habitat in Prado Basin to evaluate potential impacts from Peace II Agreement activities.¹³ Hydraulic Control demonstrations and the Triennial Ambient Water Quality Recomputation are required by the Basin Plan.¹⁴ The groundwater-level monitoring program, as currently implemented, meets the minimum requirements for all the above uses.

Scope of Work

West Yost shall perform the following tasks:

- Collect and compile groundwater-level measurements from about 1,200 wells. Of the 1,200 wells, about 130 wells are equipped with transducers that measure water levels every 15-minutes that are visited and downloaded quarterly by West Yost and Watermaster field staff. At about 50 wells groundwater-level measurements are measured by Watermaster staff monthly. At about 1,000 wells in and immediately adjacent to the Chino Basin, groundwater-level measurements are measured by appropriators and cooperators, and the data are collected by West Yost or are provided to West Yost from the Watermaster. All data are checked for reasonableness regarding historical data at the well, converted from

¹² The California Department of Water Resources (DWR) developed the CASGEM Program in accordance with California State Senate Bill SB 6, which was passed in November 2009. CASGEM is a comprehensive groundwater-elevation monitoring program that utilizes locally implemented monitoring programs to track seasonal and long-term groundwater elevations in the state’s alluvial groundwater basins and subbasins, as defined in DWR Bulletin 118. Pursuant to California Water Code Section 10927, Watermaster submitted an application to the DWR in the fall of 2010 to become the monitoring entity for the Chino and Cucamonga Groundwater Subbasins.

¹³ Pursuant to Mitigation Measure 4.4-3 in the Peace II CEQA SEIR, monitoring described in the Adaptive Management Plan for the PBHSP is implemented to ensure that Peace II Agreement activities to not adversely impact Prado Basin riparian habitat.

¹⁴ The Hydraulic Control demonstrations and the Triennial Ambient Water Quality Recomputation are salt-management requirements of the Basin Plan: http://www.swrcb.ca.gov/santaana/water_issues/programs/basin_plan/docs/chapter5.pdf

Summary of Proposed Engineering Services and Cost Estimates

Fiscal Year 2024/25



depth-to-water to groundwater-level elevation, and compiled into the centralized HydroDaVE database. Sub-tasks include:

- Schedule field work for West Yost field staff.
- Perform field work to download and maintain approximately 100 transducers for various monitoring wells in Watermaster’s monitoring network. (Field work follows the Standard Operating Procedures [SOPs] defined in the 2014 HCMP Work Plan.)
- Purchase and install replacement transducers and direct-read cables as needed for all wells in the transducer monitoring programs.
- Perform field work on an as-needed basis¹⁵ to download transducer data from 30 wells routinely downloaded by Watermaster staff.
- Review and upload manual groundwater-level measurements collected by Watermaster staff monthly to HydroDaVE.
- Process, review, and upload transducer data downloaded quarterly by West Yost staff into HydroDaVE.
- Process, review, and upload cooperator groundwater-level measurements collected by West Yost to HydroDaVE.
- Review and upload transducer data downloaded quarterly by Watermaster staff, and Appropriative pool water-level measurements collected by Watermaster staff to HydroDaVE.
- Annual re-evaluation of the key well program due to abandoned and destroyed wells.
- Submittal of groundwater-level data collected at 46 wells to the Chino and Cucamonga CASGEM program¹⁶ on a biennial basis (fall and spring).
- Help coordinate and contract as-needed well maintenance and rehabilitation services for wells in the monitoring network.

Deliverables

West Yost shall deliver the following to Watermaster no later than the date or dates indicated:

- All available groundwater-level data collected manually in the field or downloaded from transducers for the period of July 1, 2024 through September 31, 2024 will be uploaded to HydroDaVE by October 15, 2024.

¹⁵ An as-needed budget is provided in the event that Watermaster staff needs assistance in completing the transducer downloads during the target monitoring period for each quarterly download event. The quarterly download of all wells should be completed during the first month at the beginning of each FY quarter—July 2024; October, 2024; January 2025; and April, 2025. Field work will be performed on an as-needed basis, as directed by Watermaster staff.

¹⁶ Watermaster is the designated Monitoring Entity for the Chino and Cucamonga Basins CASGEM program. CASGEM is a mandated statewide monitoring and reporting program for the entire State of California, per the amended California State Water Code SBx7-6 in November 2009.

Summary of Proposed Engineering Services and Cost Estimates

Fiscal Year 2024/25



- All available groundwater-level data collected manually in the field or downloaded from transducers for the period of October 1, 2024 through December 31, 2024 will be uploaded to HydroDaVE by January 15, 2025.
- All available groundwater-level data collected manually in the field or downloaded from transducers for the period of January 1, 2025 through March 31, 2025 will be uploaded into HydroDaVE by April 7, 2025.
- All available groundwater-level data collected manually in the field or downloaded from transducers for the period of April 1, 2025 through June 10, 2025 will be uploaded to HydroDaVE by June 30, 2025.
- All available groundwater-level data collected from appropriators in the Chino Basin for the April 1, 2024 through June 30, 2024 period will be uploaded to HydroDaVE by September 15, 2024.
- All available groundwater-level data collected from appropriators in the Chino Basin for the July 1, 2023 through September 30, 2023 period will be uploaded to HydroDaVE by December 15, 2023.
- All available groundwater-level data collected from appropriators in the Chino Basin for the October 1, 2024 through December 31, 2024 period will be uploaded to HydroDaVE by March 15, 2025.
- All available groundwater-level data collected from appropriators in the Chino Basin for the January 1, 2025 through March 31, 2025 period will be uploaded to HydroDaVE by May 31, 2025.
- The fall 2024 CASGEM data submittals will be provided to the DWR by December 31, 2024. The spring 2025 CASGEM data submittals will be provided to the DWR by June 30, 2025.



7402, 7403, 7406, 7408 – PE1: COMPREHENSIVE MONITORING PROGRAM

MZ-1 Ground-Level Monitoring Program

	Cost Estimate
Consultant Labor	\$144,969
Other Direct Costs	<u>\$87,002</u>
Total	<u>\$231,971</u>

Rationale

Program Element 4 of the OBMP states that land subsidence and ground fissuring in MZ-1 are not acceptable and, to the extent that the cause is pumping in MZ-1, should be managed to tolerable levels. Watermaster conducts a ground-level monitoring program to support Program Element 4 per the requirements of the Peace Agreement, the subsequently developed and Court-approved Chino Basin Subsidence Management Plan, and the monitoring and mitigation requirements of the Peace II California Environmental Quality Act (CEQA) Supplemental Environmental Impact Report (SEIR).

Scope of Work

West Yost shall perform the following tasks:

- Maintain and replace (if necessary) the existing monitoring equipment at extensometer and well facilities in the MZ-1 Managed Area and the Areas of Subsidence Concern.
- Download, check, and store monitoring data from extensometers, wells, and recharge activities in the MZ-1 Managed Area and Areas of Subsidence Concern.
- Conduct ground-level surveys across:
 - Northwest MZ-1 Area. A vertical survey is recommended in FY 2024/25 because of the ongoing subsidence that is occurring in Northwest MZ-1 and will support the development of a subsidence management plan in Northwest MZ-1.
- Conduct InSAR monitoring of ground motion across western Chino Basin from March 2024 to March 2025 using information collected by the TerraSAR-X satellite.

Deliverables

West Yost shall deliver the following to Watermaster no later than the date or dates indicated:

- All ground-level monitoring data, available as of May 1, 2025, will be uploaded into Watermaster’s database by June 30, 2025.



7302, 7306 – PE1: COMPREHENSIVE MONITORING PROGRAM

Prado Basin Habitat Monitoring, Data Analysis and Reporting – 50% IEUA Cost Share

	Cost Estimate ¹⁷
Consultant Labor	\$146,160
Other Direct Costs	\$13,450
Total	\$159,610

Rationale

Mitigation Measure 4.4-3 of the Peace II CEQA SEIR (Biological Resources/Land Use & Planning) calls for the IEUA, Watermaster, and the Orange County Water District to form the Prado Basin Habitat Sustainability Committee (PBHSC). The purpose of the PBHSC is to ensure that the Peace II Agreement actions will not significantly or adversely impact the Prado Basin riparian habitat. The responsibilities of the PBHSC are to develop and implement an adaptive monitoring program for the Prado Basin Habitat Sustainability Program (PBHSP) and to prepare annual reports that include recommendations for ongoing monitoring and any adaptive management actions required to mitigate any measured or prospective loss of riparian habitat that is attributable to the Peace II Agreement.

Scope of Work

The PBHSP is implemented as described in the Adaptive Management Plan and the recommendations in the 2022 Annual Report. The PBHSP includes the implementation of a monitoring program and the preparation of an annual report. The monitoring program includes monitoring of riparian habitat and all factors that can affect the riparian habitat such as changes in groundwater levels, surface water discharge, climate, and other factors.¹⁸ This work includes the following:

- Collect, compile, and review the following riparian habitat data:
 - High-resolution air photo of the Prado Basin region in July 2024.
 - Landsat remote sensing data in the Prado Basin region over the 2024 water year.
- Collect, compile, review, and upload the 2024 climatic data to HydroDaVE.
- Analyze data and prepare a draft and final 2024 Annual Report of the PBHSC.
- Prepare a Recommended Scope and Budget of the PBHSP for FY 2025/26.
- Prepare for and participate in PBHSC meetings.

Deliverables

West Yost shall deliver the following to Watermaster no later than the date or dates indicated:

¹⁷ IEUA cost share of \$79,805 will partially fund the completion of this task.

¹⁸ The groundwater and surface water monitoring components of the PBHSP are included with Tasks 7103.3 and 7104.3 because the data collected are also used for basin-wide monitoring efforts such as for the Biennial State of the Basin report, groundwater modeling, demonstration of Hydraulic Control, and the triennial Ambient Groundwater Quality Recomputation.

Summary of Proposed Engineering Services and Cost Estimates

Fiscal Year 2024/25



- All riparian habitat and climatic data through water year 2024 uploaded to HydroDaVE by November 30, 2024.
- A Recommended Scope and Budget memorandum for the PBHSP for FY 2025/24 by March 15, 2025
- Draft Annual Report of the PBHSC by May 10, 2025.
- Final Annual Report of the PBHSC by June 10, 2025.

DRAFT



7202 – PE1: COMPREHENSIVE MONITORING PROGRAM

Recharge and Well Monitoring Program: Review Documents for Chino Basin Recycled Water GW Recharge Program

	Cost Estimate
Consultant Labor	\$23,496
Other Direct Costs	\$0
Total	\$23,496

Rationale

The IEUA and Watermaster are required to submit specific reports as part of the Chino Basin Recycled Water Groundwater Recharge Program (RWGRP). The RWGRP is being implemented by the IEUA and Watermaster as co-permittees. Annual reporting is performed pursuant to the requirements of the following orders:

- California Regional Water Quality Control Board, Santa Ana Region. Order No. R8-2007-0039. Water Recycling Requirements for Inland Empire Utilities Agency and Chino Basin Watermaster. Chino Basin Recycled Water Groundwater Recharge Program: Phase I and Phase II Projects, San Bernardino County, June 29, 2007.
- California Regional Water Quality Control Board, Santa Ana Region. Monitoring and Reporting Program No. R8-2007-0039 for Inland Empire Utilities Agency and Chino Basin Watermaster. Chino Basin Recycled Water Groundwater Recharge Program: Phase I and Phase II Projects, San Bernardino County, June 29, 2007.
- California Regional Water Quality Control Board, Santa Ana Region. Order No. R8-2009-0057 Amending Order No. R8-2007-0039 for Inland Empire Utilities Agency and Chino Basin Watermaster. Chino Basin Recycled Water Groundwater Recharge Program: Phase I and Phase II Projects, San Bernardino County, October 23, 2009.
- California Regional Water Quality Control Board, Santa Ana Region. Revised Monitoring and Reporting Program No. R8-2007-0039 for Inland Empire Utilities Agency and Chino Basin Watermaster. Chino Basin Recycled Water.

Watermaster prepares reports pertaining to the HCMP with IEUA review. IEUA prepares reports pertaining to the RWGRP with Watermaster review.¹⁹

Scope of Work

West Yost will review quarterly and annual reports prepared by the IEUA for the RWGRP as well as other reports prepared by the IEUA pursuant to the recharge permit. West Yost will also review other reports or as needed analyses prepared by IEUA per the direction of the Regional Board and the California Department of Drinking Water (DDW), such as five-year engineering reports, and additional monitoring

¹⁹ This is a component of the “Bright-Line Agreement” between Watermaster and the IEUA.

Summary of Proposed Engineering Services and Cost Estimates

Fiscal Year 2024/25



orders or required analyses to demonstrate compliance. West Yost will provide comments and recommendations to the IEUA through the Watermaster as the co-permittee.

Deliverables

West Yost will provide comments on the aforementioned reports and analyses within ten days of their receipt.

DRAFT



5925 – PE1: COMPREHENSIVE MONITORING PROGRAM

Agricultural Production Estimation

	Cost Estimate
Consultant Labor	\$11,096
Other Direct Costs	\$20,000
Total	\$31,096

Rationale

The Court’s April 28, 2017 order regarding the 2011 Safe Yield reset (Court Order) contains a requirement to “[e]nsure that, unless a Party to the Judgment is excluded from reporting, all production by all Parties to the Judgment is metered, reported, and reflected in Watermaster’s approved Assessment Packages (Court Order p. 16-17).

In FY 2021/22 through FY 2022/23, West Yost worked with Watermaster staff to document Watermaster’s process to comply with the Court Order. This documentation included efforts to ensure that all active wells are metered, and if wells cannot be metered, explain why, and describe the alternative methodology used to estimate pumping at these wells. This documentation includes exhibits that, for every known pumping well in the Basin, characterize its attributes (owner, location) and the pumping estimate method (metering or other methods). Annually, the document characterizes existing and new wells added during the reporting year, wells that went out of service, and a list of challenges in obtaining information on wells (access to well site for inspection and meter testing, failure by Parties to report pumping, others).²⁰

With approval from Watermaster staff, West Yost hired a subconsultant (Land IQ) in FY 2021/22 to assist with crop surveys and water use estimation for the irrigated crop areas in the Chino Basin to support the development of a water duty method. In FY 2022/23, West Yost developed and documented updated water duty methods to estimate pumping in the Agricultural Pool. Watermaster staff implemented several of West Yost’s recommendations in FY 2023/24, including surveying Agricultural Pool wells for power meters as an option to estimate pumping using electricity use. Watermaster staff hired Well Tec Services in FY 2023/24 to inspect, install, and calibrate meters for Agricultural Pool wells in the Chino Basin over the next two years. Watermaster staff will continue efforts to implement West Yost’s recommendations and a water duty method for FY 2024/25 to apply to non-minimal producing wells for which production is not metered and reported.

Scope of Work

In FY 2024/25, West Yost will continue to assist Watermaster staff in the development of new information and collection of data from Watermaster parties, Land IQ, and other sources required to estimate Agricultural Pool parties’ pumping to implement the water duty method documented in FY 2022/23. This will involve meetings, as-needed consulting, and coordination with Land IQ to implement the water duty estimating procedure, and review of Watermaster staff pumping estimates. West Yost will

²⁰ This documentation can be found in the annual Data Collection and Evaluation Reports.

Summary of Proposed Engineering Services and Cost Estimates *Fiscal Year 2024/25*



also provide as-requested support to Watermaster staff to facilitate the installation and calibration of meters. The scope of this task does not include the data collection review meetings that will be conducted as part of Watermaster’s work to implement the April 28, 2017 Court Order.

Deliverables

West Yost will provide guidance and support to Watermaster staff on implementing the water duty computing procedure, attend meetings, reviewing Watermaster staff pumping estimates and meter calibration information as they are produced, and prepare either written or oral comments as directed by Watermaster staff. West Yost’s deliverables for as-need requests will be determined with each request.

DRAFT



5965 – PE1: COMPREHENSIVE MONITORING PROGRAM

Support for Implementation of Improved Data Collection and Development of Data Visualization

	Cost Estimate
Consultant Labor	\$39,659
Other Direct Costs	\$0
Total	\$39,659

Rationale

Watermaster collects and manages multiple datasets from the Watermaster Parties (Parties) and the IEUA to support the management of the Chino Basin pursuant to the 1978 Judgement, the ongoing implementation of the OBMP, and the regulatory requirements of State and local agencies. Additionally, the IEUA requests and collects analogous datasets from some of the Parties located within IEUA’s service area. As such, the Parties sometimes receive duplicate requests for data and information, and the datasets collected separately by Watermaster and the IEUA can contain discrepancies.

In FY 2019/20, Watermaster requested West Yost to develop a recommendation for an improved data collection and management process to eliminate duplicate data requests, avoid discrepancies between collected datasets, and create a centralized location for Watermaster and IEUA to access the data. The recommended process included a centralized portal and database where data are collected and managed by Watermaster monthly or annually using data templates customized for each Party. IEUA would have access to the portal and database to download and review information on its member agencies. From FY 2020/21 through 2023/24, Watermaster began development and implementation of the improved process by developing an online Data Portal for data collection and management, developing data templates for Parties to upload monthly data (production, water levels, water supply), and working with Jurupa Community Services District to beta test the Data Portal. In FY 2023/24, Watermaster and IEUA initiated collaboration with the California Data Collaborative to advance the development of the Data Portal.

For FY 2024/25, West Yost will continue to provide support to Watermaster and the California Data Collaborative in the development of the Data Portal. Additionally, West Yost will evaluate options to develop an online tool to visualize the monthly data that will be loaded into the Data Portal and/or other databases, which is also a request from Watermaster. The objective of this tool is to improve the ability of Watermaster, IEUA, and the Parties to review, verify, and analyze monitoring data.

Scope of Work

West Yost shall perform the following tasks:

- Providing as-needed support to Watermaster staff for the continued development and implementation of the Data Portal and data collection process, including development and review of data-collection templates, provide solutions to potential issues, and assist in describing the new process to the Parties.

Summary of Proposed Engineering Services and Cost Estimates Fiscal Year 2024/25



- Develop recommendations for the online data visualization tool, refine recommendations with Watermaster staff, and initiate the recommended approach in FY 2024/25. To implement the recommendation, WY will:
 - Attend one meeting with Watermaster staff to discuss the concept for the data visualization tool
 - Develop recommendation for the visualization tool based on Watermaster’s inputs
 - Attend one meeting with Watermaster staff to discuss comments on the recommendation for the data visualization
 - Implement the recommended approach

Deliverables

The deliverables and associated schedule will be defined by Watermaster staff upon task kick-off.

DRAFT



7202.2 – PE2: COMPREHENSIVE RECHARGE PROGRAM

General Engineering Services

	Cost Estimate ²¹
Consultant Labor	\$175,344
Other Direct Costs	\$600
Total	\$175,944

Rationale

Watermaster and the IEUA began implementing the 2013 Amendment to the 2010 Recharge Master Plan (RMPU) in FY 2014/15. The services anticipated in FY 2024/25 include technical support (numerical model simulations, hydraulic calculations, project refinement, conceptual integrity review, etc.) to assist Watermaster and the IEUA in the start-up of the 2013 RMPU projects and evaluate non-2013 RMPU projects, monthly meetings with IEUA and Watermaster staff to review the progress of the RMPU projects, and supporting the implementation of the 2023 RMPU. At Watermaster’s request, West Yost will attend quarterly GRCC and RIPComm meetings.

Scope of Work

- Attend GRCC, RIPComm and other meetings with Watermaster and IEUA staffs.
- Support the implementation of the 2023 RMPU, including:
 - Perform as-requested technical support for the start-up of the 2013 RMPU projects
 - Continue the implementation of the Board-requested recharge project analysis
 - Collect MS4 project implementation data from the Parties
 - Annually review the time and effort involved in the collection of information on MS4 project implementation and reassess the value this effort provides
 - Develop a plan to collaborate with MS4 permittees to ensure MS4-compliance projects prioritize recharge
 - Refine and implement of the Renewal and Replacement Plan
- Complete the analysis of the San Sevaine and Etiwanda Debris berms:
 - Documentation of the operation of the two basins and the condition of the existing conservation berm in each basin.
 - Figures illustrating the range of flows/storage/water levels at the Etiwanda and San Sevaine basins.
 - Figures showing alternative cross sections for new or improved conservation berms.
 - Evaluation of the advantages and disadvantages of the alternative berm cross sections, including a no-project alternative.

²¹ Carryover funds of will partially fund the completion of this task.

Summary of Proposed Engineering Services and Cost Estimates

Fiscal Year 2024/25



- Preliminary construction and life cycle costs for berm alternatives, including a no-project alternative.
- Recommendation of a preferred alternative for the conservation berms.
- Recommendation of next implementation steps.

Deliverables

Identified in rationale and scope-of-work above.

DRAFT



7303 – PE3/5: WATER SUPPLY PLAN – DESALTERS

Engineering Services

	Cost Estimate
Consultant Labor	\$16,180
Other Direct Costs	\$0
Total	\$16,180

Rationale

The 2004 Basin Plan Amendment approved by the Regional Board and the State Water Resources Control Board established the “maximum benefit” objectives and established certain milestones that must be achieved by Watermaster and the IEUA. To demonstrate compliance with the Regional Board order, Watermaster and the IEUA agreed to achieve Hydraulic Control. The well fields of the Chino Basin Desalter Authority (CDA) are critical to the achievement and maintenance of Hydraulic Control and the demonstration of maximum benefit. The CDA periodically requests from the Watermaster technical assistance, data, information, and attendance at meetings with regulators to support desalter expansion and operations, and the development and implementation of a monitoring and reporting plan for the CDA clean-up project funded by Prop 1 Grant Agreement No. D1712507.

Scope of Work

West Yost shall perform the following tasks at the discretion of the Watermaster General Manager:

- Review and prepare comments on CDA status reports.
- Perform ad hoc analyses requested by the Watermaster General Manager or the CDA.
- Fulfill requests for hydrologic data, model files, PowerPoint presentations, maps, charts, technical reports, etc., as requested by the CDA or its consultants.
- Attend meetings and conference calls, as requested by the CDA or its consultants.

Deliverables

West Yost shall deliver the following, at the discretion of the Watermaster General Manager:

- Written comments on the CDA status reports, as requested by the Watermaster general manager.
- PowerPoint presentations, maps, charts, model files, data, technical reports, and recommendations as requested by the CDA.
- Written summaries of meetings.



7402 – PE4: MANAGEMENT ZONE STRATEGIES

MZ-1: Data Analyses, Reports, Meetings, and Administration

	Cost Estimate
Consultant Labor	\$134,646
Other Direct Costs	\$10,375
Total	\$145,021

Rationale

Program Element 4 of the OBMP states that land subsidence and ground fissuring in MZ-1 are not acceptable and, to the extent that the cause is pumping, should be managed to tolerable levels. Watermaster conducts a ground-motion monitoring program to support this Program Element per the requirements of the Peace Agreement, the subsequently developed Court-approved MZ-1 Subsidence Management Plan (MZ-1 Plan) and its revisions (2015 Chino Basin Subsidence Management Plan), and the monitoring and mitigation requirements of the Peace II CEQA SEIR. The Subsidence Management Plan calls for the annual evaluation of data derived from the monitoring program and revisions to the Subsidence Management Plan and/or the monitoring program if necessary.

Scope of Work

West Yost shall perform the following tasks:

- Prepare the draft FY 2023/24 Annual Report for the Ground Level Monitoring Program (GLMP).
- Finalize the FY 2023/24 Annual Report for the GLMP based on comments received from the Ground Level Monitoring Committee (GLMC).
- Analyze all data collected during FY 2024/25 under the GLMP to support the preparation of the FY 2024/25 Annual Report for the GLMP. These data include groundwater levels, groundwater production, aquifer recharge, aquifer-system deformation, tectonic deformation, pumping test results, ground-level surveys, horizontal strain, and InSAR.
- Conduct meetings with the GLMC to review the data and analyses and develop a list of potential activities and cost estimates for FY 2025/26.

Deliverables

West Yost will deliver the following to Watermaster no later than the date or dates indicated:

- The FY 2023/24 Annual Report for the GLMP by November 1, 2024, featuring charts and maps of monitoring data, conclusions regarding the protective nature of the Subsidence Management Plan, the Watermaster-approved activities for the next fiscal year (FY 2025/26), and the revised Subsidence Management Plan, if revisions are necessary.
- Recommended scope of services and budget for the GLMP in FY 2025/26 by April 1, 2025 to support the Watermaster’s budgeting process.



7402.1 – PE4: MANAGEMENT ZONE STRATEGIES

MZ-1: Develop a Subsidence Management Plan for Northwest MZ-1

	Cost Estimate
Consultant Labor	\$16,656
Other Direct Costs	\$0
Total	\$16,656

Rationale

The MZ-1 Subsidence Management Plan (MZ-1 Plan) states that if data from existing monitoring efforts in the Areas of Subsidence Concern indicate the potential for adverse impacts due to subsidence, Watermaster will revise the MZ-1 Plan in an attempt to avoid adverse impacts. Land subsidence in Northwest MZ-1 was first identified as a concern in the MZ-1 Summary Report (2006) and in the MZ-1 Plan (2007). Since then, Watermaster has been monitoring subsidence in this area via InSAR, leveling surveys, and groundwater-levels with pressure transducers at selected wells. Of particular concern, subsidence in Northwest MZ-1 has occurred differentially across the San Jose Fault—the same pattern of differential subsidence that occurred in the MZ1 Managed Area during the time of ground fissuring. Watermaster, consistent with input from the Ground Level Monitoring Committee (GLMC), determined that the MZ-1 Plan needs to be updated to include a *Subsidence Management Plan for Northwest MZ-1* with the long-term objective of minimizing or abating the occurrence of the differential land subsidence.

Developing a Subsidence Management Plan for Northwest MZ-1 is a multi-year effort. The GLMC oversees a work plan²² to execute this effort. The scope of work below describes the next year of the work plan.

Scope of Work

West Yost shall perform the following tasks to implement the work plan to develop a Subsidence Management Plan for Northwest MZ-1:

- Monitoring.** The established monitoring program of piezometric levels and pumping at wells in Northwest MZ 1 will continue through various techniques, including: (i) SCADA based monitoring by the Monte Vista Water District; (ii) monitoring of piezometric levels via sonar; (iii) monitoring of piezometric levels via pressure transducers at City of Pomona production wells; and (iv) manual measurements of piezometric levels. These data, along with data collected from the PX, will improve the understanding of the hydrogeology in Northwest MZ 1, will be used to develop the Subsidence Management Plan for Northwest MZ 1, and in the future, will be used to adapt the Chino Basin Subsidence Management Plan, as appropriate.

²² [CBWM. 2015. Workplan to Develop a Subsidence Management Plan for the Northwest MZ-1 Area.](#)

Summary of Proposed Engineering Services and Cost Estimates Fiscal Year 2024/25



In this subtask, all data is collected, compiled, checked, and analyzed every three months. Charts and data graphics of pumping, piezometric levels, and aquifer system deformation will be updated to support the data collection and analysis.

- **Construct and Calibrate Additional 1D Models Across Western Chino Basin.** The ongoing 2025 SYR involves the development of multiple projection scenarios of future hydrology, pumping, managed recharge, and use of managed storage in the Chino Basin. These projection scenarios will be simulated with an updated CVM. The CVM results will be evaluated for MPI and then used to evaluate the current Safe Yield of the Chino Basin. The evaluation of MPI associated with land subsidence will be performed using the 1D Models in Northwest MZ-1 and in other Areas of Subsidence Concern. In FY 2024/25, the GLMC can provide the Watermaster with valuable advice on the following:
 - The development of the 2025 SYR scenarios to ensure a plausible range of future conditions are simulated.
 - Interpretation of the 1D Model results re: potential subsidence-related MPI associated with the Safe Yield estimates.
 - How the model results can be used to evaluate the minimum recharge quantity of supplemental water in MZ-1 as required by the Peace II Agreement.

Providing GLMC advice will be conducted in conjunction with the 2025 SYR and can be discussed at regularly scheduled GLMC meetings at no additional cost.

Deliverables

West Yost shall deliver the following to Watermaster no later than the date or dates indicated:

- All monitoring data, available as of May 1, 2025, will be uploaded into Watermaster's database by June 30, 2025.



7502 – PE6/7: COOPERATIVE EFFORTS/SALT MANAGEMENT

As-needed consulting for water quality under PE6/7

	Cost Estimate
Consultant Labor	\$144,982
Other Direct Costs	\$3,600
Total	148,582

Rationale

In the Judgment, Watermaster is provided with discretionary powers to address water quality issues in the basin: “Watermaster, with the advice of the Advisory and Pool Committees, is granted discretionary powers in order to develop an optimum basin management program for Chino Basin, including both water quantity and quality considerations.” In the Implementation Plan of the Peace Agreement, Watermaster committed to certain responsibilities under Program Elements 6 and 7.

Program Element 6 - Develop and Implement Cooperative Programs with the Regional Board and Other Agencies to Improve Basin Management. Pursuant to Program Element 6, Watermaster has committed resources to managing water quality contaminants as follows:

- Identify water-quality anomalies through monitoring and analysis.
- Assisting the Santa Ana Water Board in determining sources of the water quality anomalies.
- Establishing priorities for clean-up jointly with the Regional Board; and seeking funding from outside sources to accelerate detection and cleanup efforts.
- Identifying opportunities to remove organic contaminants through regional groundwater treatment projects in the southern half of the Basin; and collaborating with the Chino Desalter Authority to implement such solutions.
- Conducting investigations to assist the Regional Board in accomplishing mutually beneficial objectives.

Much of the work listed above was started by the Chino Basin Water Quality Committee (WQC) from 2003 through 2010. Since 2010, Watermaster has supported ongoing monitoring and analysis to ensure the efforts to manage water quality contamination under PE6 are achieving the intended outcomes and identify any outcomes that may be of concern. This primarily involves analyzing water quality data to assess the movement of identified plumes in the Basin, but also includes as-needed work to support the Regional Board or others in assessing groundwater quality conditions in and around the plumes.

Program Element 7 – Salt Management Program. Pursuant to Program Element 7, the Watermaster and IEUA implement the Chino Basin maximum-benefit salt and nutrient management plan (Maximum Benefit SNMP). Compliance with the Maximum Benefit SNMP is explicitly required by the Water Quality Control Plan for the Santa Ana River Basin²³ (Basin Plan). The Maximum Benefit SNMP was developed to enable maximum beneficial reuse of recycled water in the Chino Basin. The Basin Plan states provides

²³http://www.swrcb.ca.gov/santaana/water_issues/programs/basin_plan/docs/chapter5.pdf

Summary of Proposed Engineering Services and Cost Estimates Fiscal Year 2024/25



that if the Santa Ana Water Board determines that the maximum benefit commitments are not being implemented effectively in accordance with the schedule shown in Table 5-8a of the Basin Plan, then maximum benefit is not demonstrated, and the ‘antidegradation’ TDS and nitrate-nitrogen objectives for the Chino 1, 2, and 3 and Cucamonga Management Zones apply.” In this situation, the Santa Ana Water Board would require mitigation for TDS and nitrate-nitrogen discharges to these management zones that took place in excess of the antidegradation limits, retroactively to January 2004. In other words, all salt loading to the Basin that has occurred to the Chino Basin from recycled water use and imported water recharge would have to be offset. The commitments include:

1. The implementation of a surface-water monitoring program.
2. The implementation of a groundwater monitoring program.
3. The expansion of the Chino-I Desalter to a capacity of 10 million gallons per day (mgd) and the construction of the Chino-II Desalter with a design capacity of 10 mgd.
4. The additional expansion of desalter capacity (to 40 mgd) pursuant to the OBMP and the Peace Agreement, the timing for which is tied to the IEUA’s agency-wide effluent concentration)²⁴
5. The completion of the groundwater recharge facilities included in the 2001 Watermaster Recharge Master Plan.
6. The management of recycled water quality to ensure that the IEUA agency-wide, 12-month running average volume-weighted effluent TDS concentration does not equal or exceed 550 mg/l and the TIN concentration does not equal or exceed 8 mg/l.
7. The management of basin-wide, volume-weighted TDS and nitrate concentrations in artificial recharge to less than or equal to the maximum-benefit objectives on a five-year volume-weighted basis.
8. The achievement and maintenance of the “hydraulic control” of groundwater outflow from the Chino Basin, specifically from the Chino-North GMZ, in order to protect Santa Ana River water quality and downstream beneficial uses.
9. The determination of ambient TDS and nitrate concentrations of Chino and Cucamonga GMZs every three years.

The majority of the ongoing work to comply with the nine commitments is performed under other program elements, or by IEUA and the CDA.

To demonstrate compliance, Watermaster prepares the Maximum Benefit Annual Report. The report describes the status of compliance with each of the nine maximum benefit commitments defined in the Basin Plan. The annual report is due by April 15th each year.

²⁴ The expansion to provide an additional 20 mgd of desalter pumping capacity was initially required to occur when the 12-month running average for the IEUA agency-wide effluent TDS concentration exceeded 545 mg/l for three consecutive months. The expansion has occurred even though this water quality condition has never been triggered and has instead been driven by the implementation of the Peace II Agreement and achieving hydraulic control.

Summary of Proposed Engineering Services and Cost Estimates

Fiscal Year 2024/25



This task is utilized to prepare the Maximum Benefit Annual Report and perform annual compliance demonstrations and provide other as-needed support on Maximum Benefit SNMP implementation or compliance. In FY 2024/25, the Watermaster needs to update the monitoring program work plan. The update is required by the Regional Board to address a planned amendment to the Maximum Benefit SNMP (see below description for task 7510) and to address updated requirements of the region-wide SNMP in the Basin Plan to address data gaps. The work plan update must be completed by December 2025 to meet the regulatory deadline. The goal for FY 2024/25 is to complete the draft 2025 Maximum Benefit Workplan.

Scope of Work

For FY 2024/25, West Yost shall perform the following tasks:

- Consulting for Program Element 6 to continue efforts to track identified contaminant plumes in the Chino Basin.
 - South Archibald Plume and Chino Airport Plume. Subtasks include:
 - Prepare semi-annual plume status reports for the Watermaster Pools, Advisory Committee, and Board meetings.
 - Assist Watermaster with coordination and negotiation with the plume responsible parties and Regional Board.
 - Provide technical oversight and review of plume investigation and remediation reports.
 - Prepare as-requested technical analyses, such as analyze groundwater-elevation and quality data, develop revised VOC plume maps, and/or perform groundwater model runs to demonstrate the capture of the plume by the desalter well fields.
 - Other point sources of concern. Other point sources of concern include but are not limited to, the General Electric Flatiron Facility, General Electric Test Cell Facility, Rialto-Colton perchlorate plume, the Alumax Recycling Facility, Kaiser Steel Mill, Milliken Landfill, and the Stringfellow site. Subtasks could include:
 - Provide technical oversight and review of investigations and remediation reports.
 - Prepare annual plume status report for the Watermaster Pools, Advisory Committee, and Board meetings.
 - Prepare as-requested technical analyses, such as analyze groundwater-elevation and quality data, review potential impacts to Chino Basin water quality, and/or develop revised plume delineations.
- Support for implementation of Program Element 7
 - Prepare the 2024 Maximum Benefit Annual Report. This includes:
 - Analyze and interpret the data and compare with metrics. All data required for reporting in the 2024 Maximum Benefit Annual Report shall be analyzed by West Yost and used to support the demonstration of compliance with the Maximum-Benefit commitments contained in the Basin Plan.

Summary of Proposed Engineering Services and Cost Estimates Fiscal Year 2024/25



- Reporting. West Yost shall prepare a draft 2024 Maximum Benefit Annual Report. This report will be submitted to Watermaster and the IEUA for review. Comments will be incorporated, and West Yost shall prepare the final 2024 Maximum Benefit Annual Report for submittal to the Regional Board. West Yost will respond to comments from the Regional Board and other stakeholders, as necessary.
- Ad-hoc meetings. Prepare for and attend meetings with Watermaster staff, IEUA staff, and/or Regional Board staff, as requested, to present the draft and final 2024 Maximum Benefit Annual Reports.
- Prepare the 2025 Maximum Benefit Monitoring Program Workplan Update, which includes:
 - Review and analyze current monitoring network and data to address data gaps identified as part of 2021 Ambient Water Quality study; address data gaps identified as part of study to support the Basin Plan amendment to update the Maximum Benefit SNMP; and assess anticipated data gaps from loss of private wells in southern Chino Basin.
 - Define approaches to fill data gaps
 - Prepare recommendations, cost, schedule to fill data gaps
 - Update monitoring work plan
 - Coordinate, as needed, with the Santa Ana Water Board to ensure acceptance for the workplan.
- As-needed support for implementation of PE-6 and PE-7:
 - Prepare as-requested technical analyses
 - Prepare for and attend as-requested meetings with the Regional Board and others

Deliverables

West Yost will deliver the following to Watermaster:

- Semi-annual status reports for the Archibald and Chino Airport plumes in October 2024 and April 2025.
- Annual status reports for the remaining identified plumes in October 2024.
- Draft and final 2024 Maximum Benefit Annual Report by April 2025.
- Draft 2025 Maximum Benefit Workplan by June 2025
- Other as-needed deliverables



7510 – PE6/7: COOPERATIVE EFFORTS/SALT MANAGEMENT

Update IEUA’s Recycled Water Permits/Maximum Benefit Salinity Management Plan for the Chino Basin – IEUA Cost Share

	Cost Estimate ²⁵
Consultant Labor	\$18,984
Other Direct Costs	\$2,076
Total	\$21,060

Rationale

In 2004, The Regional Board amended the Basin Plan to incorporate the maximum benefit SNMP for the Chino Basin to incorporate numerically higher, maximum-benefit-based TDS and nitrate objectives for the Chino-North groundwater management zone. The maximum benefit objectives created assimilative capacity for TDS and increased the nitrate objective to enable the cost-efficient, maximum reuse of recycled water for irrigation and recharge. The SNMP includes nine maximum benefit commitments that Watermaster and the IEUA must implement to obtain continued access to the maximum-benefit objectives. Maximum benefit commitment number 6, specifies:

“Within 60 days after the IEUA 12-month running average effluent concentration (measured as an average for all IEUA wastewater treatment facilities) for TDS exceeds 545 mg/L for 3 consecutive months, or the 12-month running average total inorganic nitrogen (TIN) concentration (measured as an average for all IEUA wastewater treatment facilities) exceeds 8 mg/L in any month, the IEUA shall submit to the Regional Board a plan and time schedule for implementation of measures to insure that the 12-month running average agency wastewater effluent quality does not exceed 550 mg/L and 8 mg/L for TDS and TIN, respectively. The Plan and schedule are to be implemented upon Regional Board approval.”

In 2015, the TDS concentration in recycled water produced by the IEUA approached but did not reach the regulatory limits that would require the IEUA and Watermaster to submit a plan and schedule to manage recycled water TDS concentrations. Although the TDS concentration declined from the 2015 peak before exceeding the regulatory limit, it was an important indicator that the TDS concentration of recycled water is likely to approach or exceed the discharge limitation and trigger the planning for recycled water quality improvements during the next prolonged dry period. Given the potential cost of implementing recycled water quality improvements for what might only be short-term exceedances of the 12-month running average limitation, the IEUA and Watermaster petitioned the Regional Board to modifying the recycled water permits and the Basin Plan to allow for a longer-term averaging period for TDS concentrations.

Beginning in 2017, to obtain approval from the Santa Ana Water Board for the Basin Plan modifications, and any associated permit modifications, the IEUA and Watermaster began a detailed evaluation of the TDS and nitrate concentration impacts to Chino Basin by developing the 2020 Chino Basin Water Quality Model. The Technical work was completed in December 2021 and the results were used to develop a

²⁵ IEUA cost share of \$10,530 and Carryover funds of \$10,530 will fund the completion of this task.

Summary of Proposed Engineering Services and Cost Estimates

Fiscal Year 2024/25



proposed regulatory compliance plan. A Regulatory Compliance Proposal was completed and delivered to the Santa Ana Water Board in March 2022. The Santa Ana Water Board staff approved the Regulatory Compliance Proposal in July 2022 and requested that Watermaster and IEUA partner with the Jurupa Community Services District (JCSD) who had also completed a regulatory compliance proposal in 2022 that would also require amendments to the Chino Basin Maximum Benefit SNMP in Basin Plan. The extra costs to combine the Basin Plan efforts into one amendment are being covered directly by the JCSD.

Since the approval of the Regulatory Compliance Proposal in 2022, Watermaster and IEUA have been working with the Santa Ana Water Board staff to prepare documents to support the Basin Plan amendment. The schedule to complete the Basin Plan amendment has been delayed by availability of Santa Ana Water staff to advance and complete the work, including expanded efforts to address new stakeholder outreach regulations. Based on the latest progress, West Yost anticipates that most of the work to prepare the Basin Plan amendment documents for the Santa Ana Water Board can be completed by June 2024. However, those documents will be in draft form only and will still need to go through full review by the Santa Ana Water Board staff (including their legal counsel) and the State Water Resources Control Board (State Board) peer review process. Thus, additional work will be required in FY 2024/25 to address comments from the Santa Ana Water Board and/or State Board peer reviewers, finalize and ensure that these documents are accessible to those with disabilities including those who are visually impaired (as required by the Americans with Disabilities Act [ADA]).

It is anticipated that the Santa ana water board will adopt the Basin Plan amendment between December 2024 and March 2025. Following adoption, Santa Ana Water Board staff will also request support through completion and adoption of the Basin plan amendment by the State Board and the Office of Administrative Law (OAL). Adoption by the State Board and approval by the OAL is not likely to occur until sometime December 2025, though limited is expected in FY 25/26 to support the State Board and OAL process.

Scope of Work

West Yost shall perform the following tasks in FY 2024/25:

- Update the draft Basin Plan amendment documents (Staff Report, Substitute Environmental Document, Economic Analysis, Resolution, Resolution, Peer Review Package) based on comments received from Santa Ana Water Board staff and selected State Board scientific peer reviewers.
- Ensure that all Basin Plan amendment documents are in compliance with the ADA, including selecting and coordinating with an ADA subconsultant.
- Prepare draft PowerPoint presentation for Santa Ana Water Board staff to present the Basin Plan amendment to their Board.
- Support development of the Administrative Record.
- Regular coordination with Santa Ana Water Board staff to keep the process moving forward.
- Stakeholder outreach, as needed.
- Perform monthly project management activities, including participate in progress status calls with Watermaster and IEUA staff.

Summary of Proposed Engineering Services and Cost Estimates *Fiscal Year 2024/25*



Deliverables

The FY 2024/25 deliverables for this work include:

- Final Basin Plan amendment support documents, including the SED, Staff Report, Economic Analysis, and other supporting documentation. Including, ADA compliant Basin Plan amendment documents.
- PowerPoint presentations and handout materials for any project team, Santa Ana Water Board, and stakeholder meetings.

DRAFT

**Summary of Proposed Engineering Services
and Cost Estimates**
Fiscal Year 2024/25



7511 – PE6/7: COOPERATIVE EFFORTS/SALT MANAGEMENT

As-needed services to support Watermaster in its participation in Santa Ana Watershed Project Authority Task Forces

	Cost Estimate
Consultant Labor	\$26,486
Other Direct Costs	\$581
Total	\$27,067

Rationale

The Santa Ana Watershed Project Authority (SAWPA) administers various multi-stakeholder efforts to monitor and analyze water quality in the Santa Ana River Watershed in collaboration with the Santa Ana Regional Water Quality Control Board (Santa Ana Water Board). Two of the task forces that generate information relevant to Chino Basin OBMP efforts under PE6 and PE7 are the Basin Monitoring Program Task Force (BMPTF) and the Emerging Constituents Task Force (ECTF). The BMPTF is focused on compliance with watershed-wide the salt and nutrient plan defined in the Water Quality Control Plan for the Santa Ana River Basin (Basin Plan), such as computing ambient water quality and performing the Wasteload Allocation analysis. These activities have the potential to impact permitting for recycled water use. The ECTF focuses on the investigation of emerging constituents, tracking regulations, and implementing collaborative approaches to compliance and water quality protection. IEUA and Watermaster are members of these Task Forces.

Some of the key activities performed by the Task Forces include:

- Collection and compilation of data used to support the management of water quality in the Santa Ana River Watershed.
- Preparation of the Annual Report of Santa Ana River water quality.
- Preparation of the Annual EC Sampling Report.
- Periodic recomputation of ambient water quality for the Santa Ana River Watershed groundwater management zones (GMZs).
- Periodic review and evaluation of the wasteload allocation for recycled water discharges to the Santa Ana River and its tributaries.
- Periodic assessment of monitoring gaps in the Watershed.
- Periodic assessment and/or review of proposed changes to the Basin Plan SNMP.
- Monthly Task Force meetings.

SAWPA contracts with technical and policy consultants to support the BMPTF and ECTF to implement various studies and activities. The technical and policy work is reviewed at monthly Task Force meetings. The outcomes of the work performed by the Task Forces have direct implications for the planning activities of the Watermaster and IEUA parties.

During FY 2024/25, the BMPTF will be performing the following activities:

Summary of Proposed Engineering Services and Cost Estimates

Fiscal Year 2024/25



- Periodic (monthly to quarterly) meetings to review and discuss current and future Basin Plan SNMP implementation activities.
- Implement groundwater and surface water monitoring plans.
- Develop tools in support of performing annual data collection.
- Collect and review 2022 through 2024 groundwater data.
- Update storage models for selected groundwater management zones.
- Other as-needed work to support the Task Force's mission and objectives.

During FY 2024/25, the ECTF will be performing the following activities:

- Quarterly meetings to review and discuss current and future Basin Plan SNMP implementation activities.
- Implementation of EC monitoring program.
- Advancing discussions on PFAS regulations, and other emerging contaminant regulations.

Scope of Work

West Yost will perform as-requested services to support the Watermaster and IEUA's participation in the Task Force activities. The budget anticipates the following as-requested services for FY 2024/25:

- Attendance at up to 12 monthly Task Force meetings.
- Preparation of Task Force meeting summaries for information relevant to Watermaster.
- Review and comment on interim and final project deliverables prepared by the Task Forces or its consultants.
- Attendance at as-needed meetings with Watermaster and IEUA staff to discuss Task Force draft project deliverables.
- As-needed coordination with Watermaster and IEUA staff on Task Force activities that arise during the year.

Deliverables

The FY 2024/25 deliverables for this work could include:

- Task Force meeting summaries.
- Draft and final review comments on interim and final deliverables prepared by the Task Force or its consultants.
- Other as-requested deliverables defined by Watermaster.



7517 – PE6/7: COOPERATIVE EFFORTS/SALT MANAGEMENT

Implement Chino Creek Monitoring Program – IEUA Cost Share

	Cost Estimate
Consultant Labor	\$64,495
Other Direct Costs	\$2,654
Total	\$67,149

Rationale

Pursuant to the Federal Clean Water Act (CWA) Section 303(d) and 305(b), the Santa Ana Regional Water Quality Control Board (Santa Ana Water Board) is required to periodically assess the water quality of the surface water bodies in the Santa Ana Watershed and publish a list of surface waters that do not meet the water quality standards for beneficial uses and objectives defined in the Santa Ana River Basin Plan (Basin Plan). The current assessment and listing determinations for the Santa Ana Watershed are included in the 2024 California Integrated Report (2024 Integrated Report).

Based on the results of the assessment in the 2024 Integrated Report, the team responsible for the 2024 Integrated Report determined that there is insufficient data to determine water quality conditions within reach 1B of Chino Creek (Chino Creek 1B). Specifically, there is insufficient data to make beneficial use support determination, but the limited data indicates that beneficial uses may be potentially threatened (305[b] Category 3). Without more data, Chino Creek 1B could be listed as impaired in future Integrated Reports, which will require an extensive, multi-stakeholder effort to develop and implement a Total Maximum Daily Loads (TMDL) program and could impact recycled water permits and uses in the Chino Basin. The Santa Ana Water Board expressed that more data is needed to assess water quality conditions compared to objectives in future Integrated Reports. Recognizing the TMDL impact on IEUA and Watermaster recycled water activities, the Santa Ana Water Board requested Watermaster and IEUA to develop a surface water monitoring program to characterize conditions along Chino Creek. Watermaster and IEUA understand that it is crucial to implement a monitoring program to improve understanding of existing conditions in Chino Creek 1B and upstream reaches, and drivers of these water quality conditions.

During FY 2022/23, Watermaster and IEUA collaborated with Santa Ana Water Board staff to develop the Chino Creek Monitoring Program Work Plan and the Quality Assurance Project Plan (QAPP) that will satisfy the requirements of the California Clean Water Act Section 303 (d) List (Listing Policy) for Chino Creek. The next steps are to implement the recommended Chino Creek Monitoring Program in FY 2024/25 through FY 2026/27.

Scope of Work

In FY 2024/25, West Yost will perform the following tasks in accordance with the Chino Creek Monitoring Program Workplan:

- Perform 12 monthly surface water sampling events at the recommended surface water sites.
- Coordinate with the IEUA operation and laboratory teams on sampling.

Summary of Proposed Engineering Services and Cost Estimates Fiscal Year 2024/25



- Perform quality assurance/quality control (QA/QC) check, compile, and process laboratory results into centralized project database.
- Review data and prepare figures to characterize surface water conditions.
- Upload surface water quality data into the California Environmental Data Exchange Network (CEDEN) annually.
- Conduct as-needed meetings with Watermaster, IEUA, Basin Monitoring Program Task Force, and the Santa Ana Regional Board on project status and sampling results.

Deliverables

- Figures characterizing surface water quality conditions

Cost Estimate for FY 2025/26 and Beyond

The Class 3 cost estimate²⁶ to continue this work over FY 2025/26 through 2026/27 is about \$181,000 total.

²⁶ Class 3 cost estimates have an expected accuracy of between -20% and +30% of the actual costs.



7520 – PE6/7: COOPERATIVE EFFORTS/SALT MANAGEMENT

Water Quality Management Program

	Cost Estimate
Consultant Labor	\$129,664
Other Direct Costs	\$500
Total	\$130,164

Rationale

As part of the 2020 OBMPU, the stakeholders identified several management activities necessary to achieve the goals of the 2020 OBMPU. Two of the 2020 OBMPU activities address groundwater quality:

- Develop and implement a water-quality management plan to address current and future water quality issues and protect beneficial uses.”
- Develop strategic regulatory-compliance solutions that achieve multiple benefits in managing water quality.

The specific action defined to encapsulate these activities within the 2020 OBMPU was the development of a Water Quality Management Plan that addresses emerging contaminants to better prepare the parties for addressing compliance with new State and Federal drinking water regulations and provides for the long-term maximum beneficial use of the basin. It was identified that reconvening the Watermaster’s Water Quality Committee (WQC) would be the ideal approach to guide the development and implementation of such a management plan to guide the activities over the next several years.

As first envisioned in the OBMPU (and presented in the FY 2023/24 Engineering Budget), developing the water quality management plan would be a multi-year effort with an initial two-year budget of \$382,692, inclusive of convening and running the WQC, developing and implementing an initial Emerging Contaminants Monitoring Plan (ECMP), performing an assessment of emerging contaminants in the Chino Basin based on historical monitoring and results of the ECMP, and scoping the groundwater quality monitoring plan.

In FY 2023/24 Watermaster reconvened the WQC in October 2023. The objectives of the first WQC meeting were to educate the participants on historical water quality activities performed by Watermaster pursuant to the 2000 OBMP, review the successes of the WQC’s past work, and obtain feedback from the stakeholders on the opportunity and proposed scope and objectives for developing a water quality management plan, including development of an initial ECMP for implementation in FY 2024/25. A second WQC meeting was held in January 2024 to obtain additional stakeholder feedback and review the methods to develop the initial ECMP.

Based on feedback received through the WQC, the concept of a water quality management plan was re-envisioned into a simpler, more adaptable Water Quality Management Program (WQMP) led by the WQC, following the approach used from 2003 to 2010 under Program Element 6 of the 2000 OBMP. As re-envisioned, the WQMP is an ongoing process where the focus of the work performed each year will be defined/refined based on stakeholder input received through the WQC. Under the WQMP, the WQC would meet up to four times a year to address some or all the following objectives:

Summary of Proposed Engineering Services and Cost Estimates

Fiscal Year 2024/25



- Informing stakeholders on the available data and information on water quality in the Chino Basin
- Regularly educating and sharing information on potential future water quality regulations
- Implementing an ECMP to monitor and characterize contaminant occurrence in the Chino Basin where data is not available to assess potential impacts of regulations
- Tracking available grant funding and loan opportunities to advance water quality programs and projects
- Identifying opportunities for multi-agency and/or multi-benefit projects
- Enhancing the ability to characterize potential impacts to the Chino Basin as a result of Parties' operational/management responses to water quality regulations (e.g., impacts to Safe Yield or recycled water recharge program)
- Conducting other activities of interest to the stakeholders to address water quality management or concerns.

Each year going forward the WQC will recommend a scope of work and budget for WQC activities in the subsequent year (or years) to the Watermaster Pools, Advisory Committee, and Board.

Based on the revised approach to addressing water quality challenges through a WQMP, the initial two-year cost has been reduced by about \$75,000.

Scope of Work

For FY 2024/25, West Yost will support Watermaster Staff in implementing the WQMP by supporting the WQC process. The work will include:

- Prepare for and conduct up to four meetings of the WQC, including preparing supporting materials, such as agendas, handouts, meeting summaries, etc.
- Coordinate and implement the ECMP (note the ECMP labor and laboratory costs for performing the monitoring of Watermaster monitoring wells and private wells pursuant to the ECMP is captured in PE 1, under task *7505 Groundwater and Surface Water Quality Monitoring Program*).²⁷
- Characterizing the emerging contaminants in the Basin after sampling for the initial ECMP is completed.
- Review and update the ECMP for FY 2025/26.
- Prepare an estimated scope of work and budget for the WQMP activities in FY 2025/26.

²⁷ Note that, as described in the ECMP, there are limited labor costs associated with ECMP implementation as the work will be performed at the same time that West Yost is performing routine monitoring for other OBMP and regulatory purposes. The significant additional cost is the laboratory costs for testing the water quality samples for the identified emerging contaminants. This additional cost is about \$80,000. This cost was part of the initial two-year estimate for implementing a water quality management plan and was considered in the stated cost savings of the revised WQMP concept.

Summary of Proposed Engineering Services and Cost Estimates

Fiscal Year 2024/25



This proposed scope and budget allows for flexibility to address topics based on the WQC discussions and outcomes.

Deliverables

- Meeting agendas, handouts, presentations, and meeting summaries for the WQC meetings
- Maps characterizing the extent of emerging contaminants in the Basin
- Scope of work and budget for implementing the WQMP in FY 2025/26
- Other as-needed deliverables determined by the WQC to support the implementation of the WQMP

DRAFT



7610 – PE8/9: STORAGE MANAGEMENT/CONJUNCTIVE USE

Develop Storage and Recovery Master Plan

	Cost Estimate ²⁸
Consultant Labor	\$57,184
Other Direct Costs	\$400
Total	\$57,584

Rationale

As part of the 2020 OBMPU, the stakeholders identified several management activities necessary to achieve the goals of the 2020 OBMPU. Activity B of the 2020 OBMPU was to “develop, implement, and optimize Storage and Recovery Programs to increase water-supply reliability, protect or enhance Safe Yield, and improve water quality.” Activity B falls under Program Element 9 of the 2020 OBMPU. Exhibit 7 of the 2020 OBMPU defined a multi-year scope of work to execute this activity:

1. Convene the Storage and Recovery Program Committee (Committee), define objectives, and refine scope of work.
2. Develop conceptual alternatives for Storage and Recovery Programs at various scales.
3. Describe and evaluate reconnaissance-level facility plans and costs for Storage and Recovery Program alternatives.
4. Prepare *Storage and Recovery Master Plan*.

Watermaster staff began implementing Task 1 in FY 2023/24.

Scope of Work

The work required in FY 2024/25 is to provide as-needed support to Watermaster in conducting Committee meetings and developing information to support the execution of Tasks 1 through 3 noted above. The precise scope of work will be defined by the Committee in late FY 2023/24 and early FY 2024/25. The Storage and Recovery Master Plan is a multi-year effort that is expected to be completed in FY 2025/26. The initial meeting for Task 2 will take place in FY 2024/25, rather than FY 2023/24 as originally scoped. This meeting will be funded by carryover funds from FY 2023/24.

Deliverables

West Yost’s deliverables will be determined by the Committee and Watermaster staff.

²⁸ About \$25,000 of this task will be funded by carryover funds from FY 2023/24.



Cost Estimate for FY 2025/26

The Class 3 cost estimate²⁹ of the effort in FY 2025/26 is about \$45,000. The actual cost estimate for FY 2025/26 will depend on the level of stakeholder involvement, the desired level of detail in the Storage and Recovery Master Plan, and the need for any additional groundwater modeling.

7614 – PE8/9: STORAGE MANAGEMENT/CONJUNCTIVE USE

Support Implementation of the Safe Yield Court Order

	Task 1	Task 2	Total
Consultant Labor	\$110,108	\$657,455	\$767,563
Other Direct Costs	\$0	\$1,400	\$1,400
Total	\$110,108	\$658,855	\$768,963

Rationale

The Safe Yield of the Chino Basin was recalculated in May 2020 pursuant to the methodology approved by the Court on April 28, 2017. The Court adopted a Safe Yield of 131,000 acre-feet per year for the period of fiscal year 2020/21 through 2029/30. The Court-approved methodology was outlined in a Court Order from April 28, 2017 (2017 Court Order). The Court Order also included the following requirements, listed below verbatim (p. 16-17):

- *4.5 – Annual Data Collection and Evaluation. In support of its obligations to undertake the reset in accordance with the Reset Technical Memorandum and this order, Watermaster shall annually undertake the following actions:*
 - a. *Ensure that, unless a Party to the Judgment is excluded from reporting, all production by all Parties to the Judgment is metered, reported, and reflected in Watermaster’s approved Assessment Packages;*
 - b. *Collect data concerning cultural conditions annually with cultural conditions including, but not limited to, land use, water use practices, production, and facilities for the production, generation, storage, recharge, treatment, or transmission of water;*
 - c. *Evaluate potential need for prudent management discretion to avoid or mitigate undesirable results including, but not limited to, subsidence, water quality degradation, and unreasonable pump lifts. Where evaluation of available data suggests that there has been or will be a material change from existing and projected conditions or threatened undesirable results, then a more significant evaluation, including modeling, as described in the Reset Technical Memorandum, will be undertaken; and,*
 - d. *As part of its regular budgeting process, develop a budget for the annual data collection, data evaluation, and any scheduled modeling efforts, including the methodology for the allocation of expenses among the Parties to the Judgment. Such budget development shall be consistent with section 5.4(a) of the Peace Agreement.*

²⁹ Class 3 cost estimates have an expected accuracy of between -20% and +30% of the actual costs.

Summary of Proposed Engineering Services and Cost Estimates

Fiscal Year 2024/25



- 4.6 – Modeling. Watermaster shall use the Basin Model to be updated and a model evaluation of the Safe Yield, in a manner consistent with the Reset Technical Memorandum, to be initiated no later than January 1, 2024, in order to ensure that the same may be completed by June 30, 2025.
- 4.7 – Peer Review. The Pools shall be provided with reasonable opportunity, no less frequently than annually, for peer review of the collection of data and the application of data collected in regard to the activities described in Paragraphs 4.4, 4.5, and 4.6 above.

West Yost began the work to implement the 2017 Court Order in fiscal year 2021/22. This work included updating the Safe Yield Reset methodology, developing annual data collection and evaluation reports covering the periods through FY 2020/21, FY 2021/22, and FY 2022/23, and initiating the model update to implement the updated Safe Yield Reset methodology, including the required peer review. In FY 2023/24, West Yost completed the update of Watermaster’s groundwater model, known as the 2025 Chino Valley Model (2025 CVM), and completed a recalibration and uncertainty analysis.

Scope of Work

The work required in FY 2024/25 will include completing the annual data collection and evaluation, completing the 2025 Safe Yield Reevaluation, and facilitating the associated peer review. This scope is broken down into the following tasks:

- **Task 1 – Annual data collection and evaluation.** Pursuant to pages 16 and 17 of the Court Order, Task 1 includes collecting data from the Parties and other sources and analyzing the data in the context of West Yost’s groundwater modeling. Data collection will begin in July 2024 for fiscal year 2023/24. The scope of Task 1 assumes the following:
 - Existing data collection efforts (e.g., groundwater pumping measurements) will be collected via other Watermaster efforts and are not included in this scope.
 - West Yost will follow the data collection and evaluation process that was conducted in FY 2023/24, incorporating the feedback from the Parties.
 - West Yost will develop exhibits to compare the collected data to previous historical and modeling data as necessary to document the data collection in an annual report and present the data to the Peer Review committee.
 - West Yost will prepare a draft and final data collection report. The draft report will be reviewed with the Peer Review committee, comments will be incorporated, and the final report will be submitted to the Court no later than June 30, 2025.@
- **Task 2 – 2025 Safe Yield Reevaluation.** Pursuant to page 17 of the 2017 Court Order, Task 2 is the work to use the updated version of Watermaster’s groundwater model (i.e., the 2025 Chino Valley Model) to reevaluate the Safe Yield by June 30, 2025. The complete scope of the model update and reevaluation of the Safe Yield through FY 2024/25 includes the following subtasks:
 - 2.1 Update Hydrogeologic Conceptual Model
 - 2.2 Update Model Input Data for Historical Period

Summary of Proposed Engineering Services and Cost Estimates Fiscal Year 2024/25



- 2.3 Recalibrate Groundwater Model to Generate Calibrated Realizations
- 2.4 Develop Planning Scenarios
- 2.5 Conduct Planning Simulations to Update Projections of Net Recharge, Identify Undesirable Results and Associated Mitigation Measures, and Reevaluate Safe Yield
- 2.6 Prepare Safe Yield Reevaluation Report

The scope of work in FY 2024/25 includes completing subtasks 2.5 and 2.6. West Yost will conduct at least two workshops in FY 2024/25 to review the preliminary results of subtask 2.5 and 2.6.

Deliverables

West Yost's primary deliverables will be the following draft technical memoranda/reports:

- A draft and final report documenting the data collection process and the data collected for FY 2023/24.
- A draft and final report documenting the 2025 Safe Yield Reevaluation.
- West Yost will prepare other deliverables as needed to support the technical workshops and meetings in Tasks 1 and 2.

Summary of Proposed Engineering Services and Cost Estimates Fiscal Year 2024/25



7615 – PE8/9: STORAGE MANAGEMENT/CONJUNCTIVE USE

Develop 2025 Storage Management Plan

	Cost Estimate
Consultant Labor	\$42,632
Other Direct Costs	\$0
Total	\$42,632

Rationale

The Judgment established a Watermaster to administer the decree under the court’s continuing jurisdiction and empowered it to manage and control available storage capacity and to enter into agreements for the storage of water. As a prerequisite to implementing the 2000 OBMP, the Parties executed the Peace Agreement, providing direction and guidance to Watermaster on how storage should be prioritized and managed. The 2000 OBMP included the original plans for storage management, including groundwater pumping, recharge, storage and recovery, and the transfer of water. The 2020 OBMPU involved the review and refinement of the original storage management planning work and included the development of the 2020 Storage Management Plan (SMP).

The 2020 SMP described the existing and projected uses of storage by parties, agencies engaged in Storage and Recovery Programs, the need for recharge capacity for replenishment obligations, the parties’ storage management activities, guidance for Storage and Recovery Programs, and the Storage Agreement application process.

The SMP is required to be reviewed and updated (1) at no less than a five-year frequency, (2) when the Safe Yield is recalculated, or (3) when Watermaster determines a review and update is warranted based new information and/or the needs of the parties or the Basin. As the 2020 SMP was completed in October 2020, it must be updated no later than October 2025.

Scope of Work

The work required in FY 2024/25 is to begin developing the 2025 SMP with the latest planning information, understanding, and guidance related to the use and management of storage. As some of this work requires the use of the latest version of Watermaster’s groundwater model (now the 2025 Chino Valley Model), some of this work will be initiated in FY 2025/26. The scope of work for the development of the 2025 SMP will be interrelated but not duplicative of the scope of work to develop the Storage and Recovery Master Plan.

Deliverables

West Yost’s deliverables will include drafts of the sections of the SMP that document the current planning information and its uncertainty, the current guidance on storage management, and other sections for which information is available.



Cost Estimate for FY 2025/26

The Class 3 cost estimate³⁰ of the effort in FY 2025/26 is about \$60,000. The actual cost estimate for FY 2025/26 will depend on the findings of the 2025 Safe Yield Reevaluation.

DRAFT

³⁰ Class 3 cost estimates have an expected accuracy of between -20% and +30% of the actual costs.

TECHNICAL MEMORANDUM

DATE: April 22, 2024 Project No.: 941-80-22-26

TO: Ground-Level Monitoring Committee

FROM: West Yost Associates

REVIEWED BY: Andy Malone, PG

SUBJECT: Recommended Scope of Work and Budget for the Ground-Level Monitoring Program for Fiscal Year 2024/25 **(FINAL)**

BACKGROUND AND PURPOSE

Pursuant to the Optimum Basin Management Program Implementation Plan and the Peace Agreement, the Chino Basin Watermaster (Watermaster) implements a Subsidence Management Plan (SMP) for the Chino Basin to minimize or stop the occurrence of land subsidence and ground fissuring. The Court approved the SMP and ordered its implementation in November 2007 (2007 SMP). The 2007 SMP was updated in 2015 (2015 SMP) and can be downloaded from the Watermaster [website](#). The SMP outlines a program of monitoring, data analysis, and annual reporting. A key element of the SMP is its adaptive nature—Watermaster can adjust the SMP as warranted by the data.

The Watermaster Engineer, with the guidance of the Ground-Level Monitoring Committee (GLMC), prepares annual reports which include: the results of the monitoring program; interpretations of the data; recommendations for the Ground-Level Monitoring Program (GLMP) for the following fiscal year (FY); and recommendations for adjustments to the SMP, if any.

This Technical Memorandum (TM) describes the Watermaster Engineer's recommended activities for the GLMP for FY 2024/25 in the form of a proposed scope of services and budget.

Members of the GLMC were asked to:

- Review the draft TM prior to March 7, 2024.
- Attend a meeting of the GLMC at 10:00 am on March 7, 2024 to discuss the proposed scope of services and budget for FY 2024/25.
- Submit comments and suggested revisions on the proposed scope of services and budget for FY 2024/25 to the Watermaster by April 4, 2024.

This final scope of services and budget that addresses the comments and suggested revisions of the GLMC will be included in the Watermaster's proposed budget for FY 2024/25. The final scope of services, budget, and schedule for FY 2024/25 will be included in Section 4 of the *2023/24 Annual Report for the GLMP*.

RECOMMENDED SCOPE OF SERVICES AND BUDGET – FY 2024/25

A proposed scope of services for the GLMP for FY 2024/25 is shown in Table 1 as a line-item cost estimate. The proposed scope of services is summarized below.

Task 1. Setup and Maintenance of the Monitoring Network

The Chino Basin extensometer facilities are key monitoring facilities for the GLMP. They require regular and as-needed maintenance and calibration to remain in good working order and to ensure the recording of accurate measurements.

Task 1.1. Maintain Extensometer Facilities

This subtask includes performing monthly visits to the Ayala Park, Chino Creek, and Pomona extensometer (PX) facilities to ensure functionality and calibration of the monitoring equipment and data loggers. Two staff members are required for these visits due to safety concerns.

Non-routine efforts to be performed during FY 2024/25 under this subtask include:

- Monthly adjustments to the PX extensometers to improve the accuracy of the measurements of aquifer-system deformation.
- Purchase and install two metal covers for Ayala Park PA vault and PX 2 vault.
- Construct French drains around the PA vault to convey surface-water runoff away from the vault.

Task 1.2. Annual Lease Fees for the Chino Creek Extensometer Site

The County of San Bernardino (County) owns the land the Chino Creek extensometer facility is located on. As such, the Watermaster entered into a lease agreement with the County in 2012 and pays the County an annual rental payment of \$1,596.

Task 2. Aquifer-System Monitoring and Testing

This task involves the collection, compilation, and checking of hydraulic head and aquifer-system deformation data from the Ayala Park, Chino Creek, and PX extensometer facilities.

Task 2.1. Conduct Quarterly Monitoring at Extensometer Facilities

This subtask involves the routine quarterly collection, processing, and checking of data from the three extensometer facilities in the Chino Basin. Quarterly data collection is necessary to ensure that the monitoring equipment is in good working order and to minimize the risk of losing data because of equipment malfunction. For this subtask, the complete extensometer and piezometer records from the Ayala Park, Chino Creek, and PX facilities are loaded to HydroDaVESM (Hydrologic Database and Visual Explanations), the annual report figures are updated, and all the new data are checked for accuracy. If the data indicated malfunctioning equipment or inaccurate measurements, then any necessary adjustments to the monitoring equipment are made. Two staff members are required for these visits due to safety concerns.

Task 3. Basin-Wide Ground-Level Monitoring Program (InSAR)

This task involves the annual collection and analysis of Synthetic Aperture Radar (SAR) scenes to estimate the vertical ground motion across the western portion of Chino Basin from March 2024 to March 2025.¹

In this subtask, five SAR scenes that are acquired by the TerraSAR-X satellite from March 2024 to March 2025 are purchased from the German Aerospace Center. West Yost will use the SAR scenes to prepare 12 interferograms (InSAR) that describe the incremental and cumulative vertical ground motion that occurred from March 2024 to March 2025 and since 2011. The associated costs to task, acquire, purchase, and process the InSAR data is as follows:

- Task TerraSAR-X for five SAR acquisitions for the western Chino Basin (\$1,000)
- Purchase TerraSAR-X data (\$10,000)
- Prepare and check InSAR results, including the interferograms and GIS-generated rasters (\$62,000)

In addition, West Yost purchased and maintains the GAMMA software that is necessary to process the SAR data and prepare the InSAR estimates of vertical ground motion. The one-time initial cost for the software was \$44,000. Since the Watermaster is the only West Yost client that utilizes InSAR services, the Watermaster is paying for the GAMMA software over a three-year period (\$11,000 in FY 2023/24, \$22,000 in FY 2024/25, and \$11,000 in FY 2025/26). The annual maintenance cost is \$6,600. Therefore, in FY 2024/25 the Watermaster's costs for the GAMMA software is: $\$22,000 + \$6,600 = \$28,000$.

Task 4. Perform Ground-Level Surveys

This task involves conducting elevation surveys at benchmark monuments across defined areas of western Chino Basin to estimate the vertical ground motion that occurred since the prior survey. Figure 1 shows the location of the benchmark monuments surveyed across the western Chino Basin. Electronic distance measurements (EDM surveys) are also performed periodically between monuments to estimate horizontal ground motion in areas where ground fissuring due to differential land subsidence is a concern. Table 2 documents the areas surveyed over the last six years as part of the GLMP.

¹ West Yost is now performing this task internally instead of subcontracting the work, as was done in the past. This was made possible by West Yost hiring the InSAR subconsultant directly and purchasing/maintaining the necessary hardware and software.

Ground-Level Survey Area	Ground-Level Survey Completed (Y/N)?						
	2018	2019	2020	2021	2022	2023	2024 ^(b)
Managed Area	Y	N	N	N	N	N	Y
Fissure Zone Area ^(a)	Y	N	N	N	N	N	N
Central Area	N	N	N	N	N	N	N
Northwest Area	Y	Y	Y	Y	Y	Y	Y
San Jose Fault Zone Area ^(a)	Y	Y	Y	Y	Y	N	N
Southeast Area	Y	N	N	N	Y	N	N
Northeast Area	Y	Y	Y	N	N	N	N

(a) Denotes EDM survey area (measurements of horizontal strain).
 (b) The 2024 ground-level surveys are scheduled to begin in March 2024.

The ground-level surveys recommended for FY 2024/25 include the following:

Task 4.1. Conduct Spring-2025 Elevation surveys in Northwest MZ-1

In this subtask, the surveyor conducts elevation and EDM surveys at the established benchmarks in Northwest MZ-1 in Spring 2025. The elevation survey will begin at the Pomona Extensometer Facility and includes benchmarks across Northwest MZ-1. The elevation survey will be referenced to the Ayala Park elevation datum at the Ayala Park Extensometer via a GPS survey performed at both Ayala Park and the Pomona Extensometers.

*The vertical elevation survey is recommended in Spring 2025 because of the recent subsidence that has occurred in Northwest MZ-1 and because the survey will support the development of a subsidence management plan in Northwest MZ-1. The EDM survey is **not** recommended to be performed across the San Jose fault zone because past surveys (2013-2021) have demonstrated that the horizontal strain measured between benchmark pairs appears to behave elastically. The EDM surveys should be conducted less frequently than annual (e.g., once every five years).*

Ground-Level Surveys Not Recommended for Spring 2025

Ground-level surveys are **not** recommended for Spring 2025 in the other Areas of Subsidence Concern (i.e., Managed, Central, Southeast, and Northeast Areas). This recommendation is justified because:

- InSAR is proving to be an accurate, more efficient, higher-resolution method to monitor vertical ground motion across the western Chino Basin.
- Hydraulic heads and vertical ground motion in some of these areas are stable or increasing.

Ground-level surveys should be conducted in these areas less frequently than annual (e.g., once every five years).

Task 4.5. Replace Destroyed Benchmarks (if needed)

In this subtask, the surveyor replaces benchmark monuments that have been destroyed since the last survey, if any.

Task 4.6. Process, Check, and Update Database

In this subtask, the Watermaster Engineer receives and catalogs the survey results provided by the surveyor, prepares the data for display as a GIS layer, and performs checks against InSAR and extensometer data for reasonableness and accuracy.

Task 5. Data Analysis and Reporting

Task 5.1. Prepare Draft 2023/24 Annual Report for the Ground-Level Monitoring Program

Prepare the text, tables, and figures for a draft *2023/24 Annual Report for the GLMP* and submit the report to the GLMC by September 20, 2024 for review and comment.

Task 5.2. Prepare Final 2023/24 Annual Report for the Ground-Level Monitoring Program

Update the text, tables, and figures based on the comments received from the GLMC and prepare a final *2023/24 Annual Report for the GLMP* by November 1, 2024. Responses to GLMC comments will be included as an appendix to the final report. The report will be included in the agenda packet for the November 2024 Watermaster meetings for approval.

Task 5.3. Compile and Analyze Data from the 2024/25 Ground-Level Monitoring Program

In this subtask, monitoring data generated from the GLMP during 2024/25 is checked, mapped, charted, and analyzed as the first step in the preparation of the subsequent annual report. Some of the maps, charts, and tables are shared with the GLMC at its meetings in early 2025 during the development of a recommended scope of services and budget for FY 2025/26.

Task 5.4. Conduct Whispering Lakes Subsidence Investigation of the Northeast Area

In the Northeast Area, the long-term and short-term InSAR estimates indicate that persistent downward ground motion has occurred in a concentrated area south of the Ontario International Airport between Vineyard Avenue and Archibald Avenue in the vicinity of Whispering Lakes Golf Course. The western edge of this subsiding area exhibits a steep subsidence gradient or “differential subsidence.”

In FY 2021/22, the Watermaster Engineer conducted a Reconnaissance-Level Investigation that included the review and analysis of readily-available borehole and lithologic data, historical air photos, pumping and recharge data, hydraulic head data, and InSAR estimates of vertical ground motion. Figures and charts were prepared and analyzed to derive interpretations and recommendations for future investigations and monitoring. The investigation and recommendations were included in the FY 2021/22 Annual Report of the GLMC. Plausible mechanisms for this subsidence feature include pumping-induced aquitard drainage and shallow soil consolidation associated with historical land uses. The investigation identified data gaps in available site-specific hydrogeologic data.

Potential next steps presented to the GLMC at its December 13, 2022 meeting included:

- Aquifer-system monitoring (*e.g.*, collecting existing hydrogeologic data; installing transducers at wells in the study area; constructing an aquifer-system monitoring facility within the subsidence feature)

- Further investigation of the historical land use practices in the vicinity of the Whispering Lakes Golf Course (e.g., agricultural disturbance and augmentation of soils; historical sewage disposal and spreading of solids; golf course construction and maintenance activities)
- Perform field studies of shallow soil consolidation (i.e., develop a dataset of site-specific shallow soil compaction that could be compared to the rates of subsidence estimated by InSAR).

The GLMC has recommended a stepwise, process-of-elimination approach to identify the subsidence mechanism(s). The GLMC approved a \$10,000 budget for FY 2023/24 to implement the recommendations derived from the Reconnaissance-Level Investigation. This budget is being used to collect and evaluate existing data (e.g., hydrogeologic data, well information, reports, historical land use data) and install transducers at nearby pumping wells. The results of these efforts will be documented in the GLMC Annual Report for 2023/24 along with recommendations for follow-on work.

The GLMC should consider dedicating contingency budget for FY 2024/25 (\$10,000) to continue the implementation of the recommendations derived Reconnaissance-Level Investigation and future recommendations based on results of work performed in 2023/24.

Task 6. Develop a Subsidence-Management Plan for Northwest MZ-1

The 2007 SMP called for ongoing monitoring and data analysis of the Managed Area; including annual reporting and adjustments to the SMP, as warranted by the data. The 2007 SMP also called for expanded monitoring of the aquifer-system and land subsidence in other areas of subsidence and ground fissuring concern. Figure 1 shows the location of these so-called Areas of Subsidence Concern: Central MZ-1, Northwest MZ-1, Northeast Area, and Southeast Area. The expanded monitoring efforts outside of the Managed Area are consistent with the requirements of OBMP Program Element 1 and its implementation plan contained in the Peace Agreement.²

The 2007 SMP stated that if data from existing monitoring efforts in the Areas of Subsidence Concern indicate the potential for adverse impacts due to subsidence, the Watermaster would revise the SMP to avoid those adverse impacts. The 2014 Annual Report of the GLMC recommended that the 2007 SMP be updated to better describe the Watermaster's land subsidence efforts and obligations, including areas outside of MZ-1. As such, the update included a name change to the 2015 Chino Basin Subsidence Management Plan (2015 SMP) and a recommendation to develop a subsidence management plan for Northwest MZ 1.

The Watermaster had been monitoring vertical ground motion in Northwest MZ-1 via InSAR during the development of the 2007 SMP. Land subsidence in Northwest MZ-1 was first identified as a concern in 2006 in the MZ-1 Summary Report and again in 2007 in the 2007 SMP. Of particular concern was the occurrence of concentrated differential subsidence across the San Jose Fault in Northwest MZ-1—the same spatial pattern of differential subsidence that occurred in the Managed Area during the time of ground fissuring. Ground fissuring is the main subsidence-related threat to infrastructure. The issue of differential subsidence, and the potential for ground fissuring in Northwest MZ-1, has been discussed at prior GLMC meetings, and the subsidence has been documented and described as a concern in the Watermaster's State of the Basin Reports, the annual reports of the GLMC, and in the *Initial Hydrologic*

² http://www.cbwm.org/docs/legaldocs/Peace_Agreement.pdf

Conceptual Model and Monitoring and Testing Program for the Northwest MZ-1 Area (WEI, 2017). The Watermaster increased monitoring efforts in Northwest MZ-1 beginning in FY 2012/13 to include ground elevation surveys and electronic distance measurements (EDM) to monitor ground motion and the potential for fissuring.

In 2015, the Watermaster’s Engineer developed the *Work Plan to Develop a Subsidence Management Plan for the Northwest MZ-1 Area* (Work Plan; WEI 2015b).³ The Work Plan is characterized as an ongoing Watermaster effort and includes a description of a multi-year scope-of-work, a cost estimate, and an implementation schedule. The Work Plan was included in the 2015 SMP as Appendix B. Implementation of the Work Plan began in July 2015. On an annual basis, the GLMC analyzes the data and information generated by the implementation of the Work Plan. The results and interpretations generated from the analysis are documented in the annual report for the GLMP and used to prepare recommendations for future activities.

Progress to Implement Work Plan through FY 2023/24

The progress that has been made to implement the Work Plan through FY 2023/24 is described below:

- An initial hydrogeologic conceptual model of the Northwest MZ-1 Area was developed, and a report was published in 2017.⁴ This report described the hydrogeology of the area, speculated on the causes of the observed land subsidence, and included a recommended monitoring program.
- A preliminary one-dimensional (1D) compaction model, based on hydrogeologic information from the MVWD-28 well site, was constructed, calibrated and used to explore the future occurrence of subsidence in Northwest MZ-1 under various basin-operation scenarios of groundwater production and artificial recharge and to identify potential subsidence mitigation strategies. A report⁵ was published to document the results and interpretations of the modeling, which were: ***the deep aquifer system is most susceptible to future compaction and associated land subsidence, and hence, heads will need to increase in the deep aquifer system to minimize or abate future subsidence in Northwest MZ-1.*** The report also included a recommendation to construct the Pomona Extensometer.
- The initial monitoring program was implemented to closely track groundwater-levels, groundwater production, recharge, and ground motion across Northwest MZ-1. This monitoring program included the construction of the Pomona Extensometer to measure and record depth-specific heads and aquifer-system deformation. Implementation of the monitoring program is ongoing.
- A new 1D model was constructed and calibrated using the hydrogeologic information collected at the Pomona Extensometer. The 1D model at MVWD-28 was also updated and recalibrated using current information. The objectives of this exercise were to: (i) describe the subsidence mechanisms and the pre-consolidation head by aquifer-system layer in Northwest MZ-1 and (ii)

³ [Work Plan to Develop a Subsidence-Management Plan for Northwest MZ-1](#)

⁴ https://www.cbwm.org/docs/engdocs/GLMC/nwmz1/Final_NWMZ1_Task1_Report.pdf

⁵ <https://www.cbwm.org/docs/engdocs/GLMC/nwmz1/20171220%20Final%20NWMZ1%20Task3-4%20Tech%20Memo.pdf>

develop modeling tools that can be used to explore the future occurrence of subsidence in Northwest MZ-1 under various basin-operation scenarios of groundwater production and artificial recharge and to identify potential subsidence mitigation strategies. This work was reviewed by the GLMC, and additional model calibration refinements and sensitivity analyses were performed based on GLMC input. In November 2022, the Watermaster Engineer published a final report⁶ on the 1D Model calibrations and sensitivity analyses (with review by the GLMC) and deemed the 1D Models sufficient to simulation future land subsidence under prospective plans for pumping and recharge.

- In 2023, the Watermaster Engineer, with review and input from the GLMC, developed an initial “Subsidence Management Alternative” for Northwest MZ-1 called SMA-1. SMA-1 is equivalent to the planning scenario that was simulated with the 2020 Chino Valley Model (CVM) to support the 2020 Safe Yield Recalculation (2020 SYR). The 2020 SYR was intended to represent and simulate the Parties’ projected pumping, recharge, and use of storage through 2050. The results of the 2020 SYR (*i.e.*, projected hydraulic heads by CVM layer) were used as input data for the 1D Model simulations to predict the potential future occurrence of subsidence through 2050. In September 2023, the Watermaster Engineer published a draft TM titled *1D Model Simulation of Subsidence in Northwest MZ-1—Subsidence Management Alternative #1*. The Watermaster’s recommendations from this work were the following:
 - a. Establish a preliminary “Northwest MZ-1 Guidance Level” of 630 ft-amsl for hydraulic heads in Layers 3 and 5 at the PX location. The preliminary Guidance Level is an aspirational Watermaster recommendation that, if achieved, would likely slow or stop aquitard compaction and land subsidence in Northwest MZ-1.
 - b. Compliance with the Guidance Level should be measured at the PX-2/3 piezometer, which is generally representative of heads in Layers 3 and 5.
 - c. The methods to achieve the Guidance Level could include but are not limited to: voluntary modification of pumping patterns; in-lieu recharge; wet-water recharge via spreading and/or injection; or a combination of methods. These methods might necessitate: voluntary modification of water-supply plans of the purveyors in the Chino Basin; modification of Watermaster practices for recharge and replenishment; and/or the implementation of regional-scale storage or conjunctive-use programs.
 - d. Additional SMAs should be developed and evaluated with the 1D Models to generate the necessary information to finalize the Guidance Level and the *Subsidence Management Plan for Northwest MZ-1*. The additional SMAs could be developed during Watermaster’s groundwater modeling efforts associated with the 2025 Safe Yield Reevaluation and the development of the Storage and Recovery Master Plan. The GLMC should participate in the scenario building exercises associated with these Watermaster efforts to develop the SMAs, so that the scenarios include various methods to achieve the Guidance Level. Then, the 1D Models should be used to evaluate the potential future subsidence in Northwest MZ-1 under the SMAs. These model results and evaluations will support the establishment

⁶ <https://www.cbwm.org/docs/engdocs/GLMC/nwmz1/TM%20-%20941%20-%201D%20Model%20-%20Final.pdf>

of a Guidance Level in the *Subsidence Management Plan for Northwest MZ-1*. It should be noted that future monitoring and analyses always hold the potential for revisions to the Guidance Level, consistent with the adaptive management approach called for in the Chino Basin Subsidence Management Plan.

Based on the expected progress through FY 2023/24, the following work is recommended for FY 2024/25 to develop the *Subsidence Management Plan for Northwest MZ-1*:

Task 6.1. Aquifer-System Monitoring

The established monitoring program of piezometric levels and pumping at wells in Northwest MZ-1 will continue through various techniques, including: (i) SCADA-based monitoring by the Monte Vista Water District; (ii) monitoring of piezometric levels via sonar⁷; (iii) monitoring of piezometric levels via pressure transducers at City of Pomona production wells; and (iv) manual measurements of piezometric levels. These data, along with data collected from the PX in Task 2.1, will improve the understanding of the hydrogeology in Northwest MZ-1, will be used to develop the *Subsidence Management Plan for Northwest MZ-1*, and in the future, will be used to adapt the Chino Basin Subsidence Management Plan, as appropriate.

In this subtask, all data is collected, compiled, checked, and analyzed every three months. Charts and data graphics of pumping, piezometric levels, and aquifer-system deformation will be updated to support the data collection and analysis. The PX extensometer data is charted and analyzed monthly in the ongoing effort to improve the reliability and accuracy of the extensometers.

Task 6.5. Provide Advice in the Development of the 2025 SYR Scenarios

The ongoing 2025 SYR involves the development of multiple projection scenarios of future hydrology, pumping, managed recharge, and use of managed storage in the Chino Basin. These projection scenarios will be simulated with an updated CVM. The CVM results will be used to determine a tentative Safe Yield, which will be evaluated for MPI and then used to evaluate the current Safe Yield of the Chino Basin. The evaluation of MPI associated with land subsidence will be performed using the 1D Models in Northwest MZ-1 and in other Areas of Subsidence Concern (see Task 7 below). In FY 2024/25, the GLMC can provide the Watermaster with valuable advice on the following:

- The development of the 2025 SYR scenarios to ensure a plausible range of future conditions are simulated.
- Interpretation of the 1D Model results re: potential subsidence-related MPI associated with the Safe Yield estimates.
- How the model results can be used to evaluate the minimum recharge quantity of supplemental water in MZ-1 as required by the Peace II Agreement.

⁷ The use of sonar technology to measure piezometric levels in wells in currently being used in Monte Vista Water District wells 28 and 31.

Providing GLMC advice should be conducted in conjunction with the 2025 SYR and can be discussed at regularly scheduled GLMC meetings at no additional cost.⁸

Task 7. Construct and Calibrate Additional 1D Models Across Western Chino Basin

As described above in Task 6, the Watermaster has constructed, calibrated, and used 1D Models at the PX and MVWD-28 locations to evaluate the potential future subsidence in Northwest MZ-1 through 2040. The Watermaster used the information derived from the 1D Models to develop a preliminary “Guidance Level” to avoid future subsidence in Northwest MZ-1.

In Task 7, three additional 1D Models are constructed and calibrated across other Areas of Subsidence Concern in western Chino Basin, so that Watermaster can use all of the 1D Models during the 2025 SYR process to:

- Evaluate for subsidence-related MPI during the 2025 SYR.
- Refine the preliminary “Guidance Level” in Northwest MZ-1 and the Managed Area.
- Evaluate for the minimum recharge quantity of supplemental water in MZ-1 as required by the Peace II Agreement.

In FY 2023/24, the three additional 1D Models are being constructed and calibrated in the following areas: Northeast Area (at Ontario Well 33 location), in the Southeast Area near the CDA well field (at the CCX location), and in the Managed Area (at the Ayala Park Extensometer location).

The deliverables of this task are the following:

- A draft TM to describe the background/objectives of the task and the methods that will be used to complete the task. The methods include a description of the proposed locations for the additional 1D Models and the data that will be used to construct and calibrate the models.
- A draft TM that summarizes the construction and calibration of the additional 1D Models.

This task was budgeted and scheduled for completion in FY 2023/24, but the final work will likely spill over into FY 2024/25. If necessary, unspent budget from FY 2023/24 will be carried over to FY 2024/25 to complete this task. **No additional budget in FY 2024/25 is necessary to complete this task.**

Task 8. Meetings and Administration

Task 8.1. Prepare for and Conduct Four Meetings of the Ground-Level Monitoring Committee

This subtask includes preparing for and conducting four meetings of the GLMC:

- August 2024 – Review and discuss GLMP for FY 2024/25. Review and discuss the draft TM on Task 7 – *Construction/Calibration of Additional 1D Models*.

⁸ This is because most of these discussions will be occurring in the 2025 SYR peer review process with the same technical consultants that participate on the GLMC.

- September 2024 – Review the draft 2023/24 Annual Report for the GLMP
- March 2025 – Review the draft recommended scope and budget for FY 2025/26
- April 2025 – Review the final recommended scope and budget for FY 2025/26 (if needed)

Task 8.2. Prepare for and Conduct One As-Requested Ad-Hoc Meeting

This subtask includes preparing for and conducting one ad-hoc meeting of the GLMC, as requested by the GLMC or Watermaster staff.

Task 8.3. Perform Monthly Project Management

This subtask includes monthly project administration and management, including staffing, financial and schedule reporting to Watermaster and subcontractor coordination.

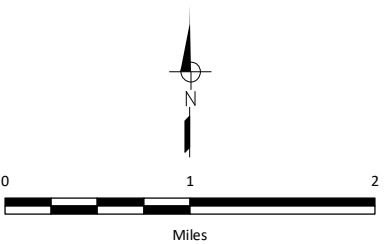
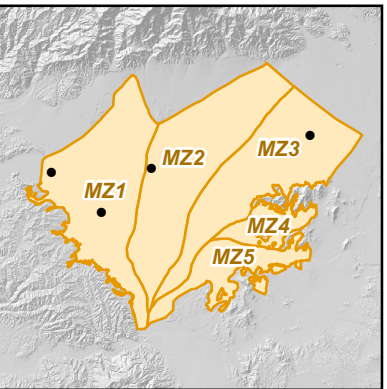
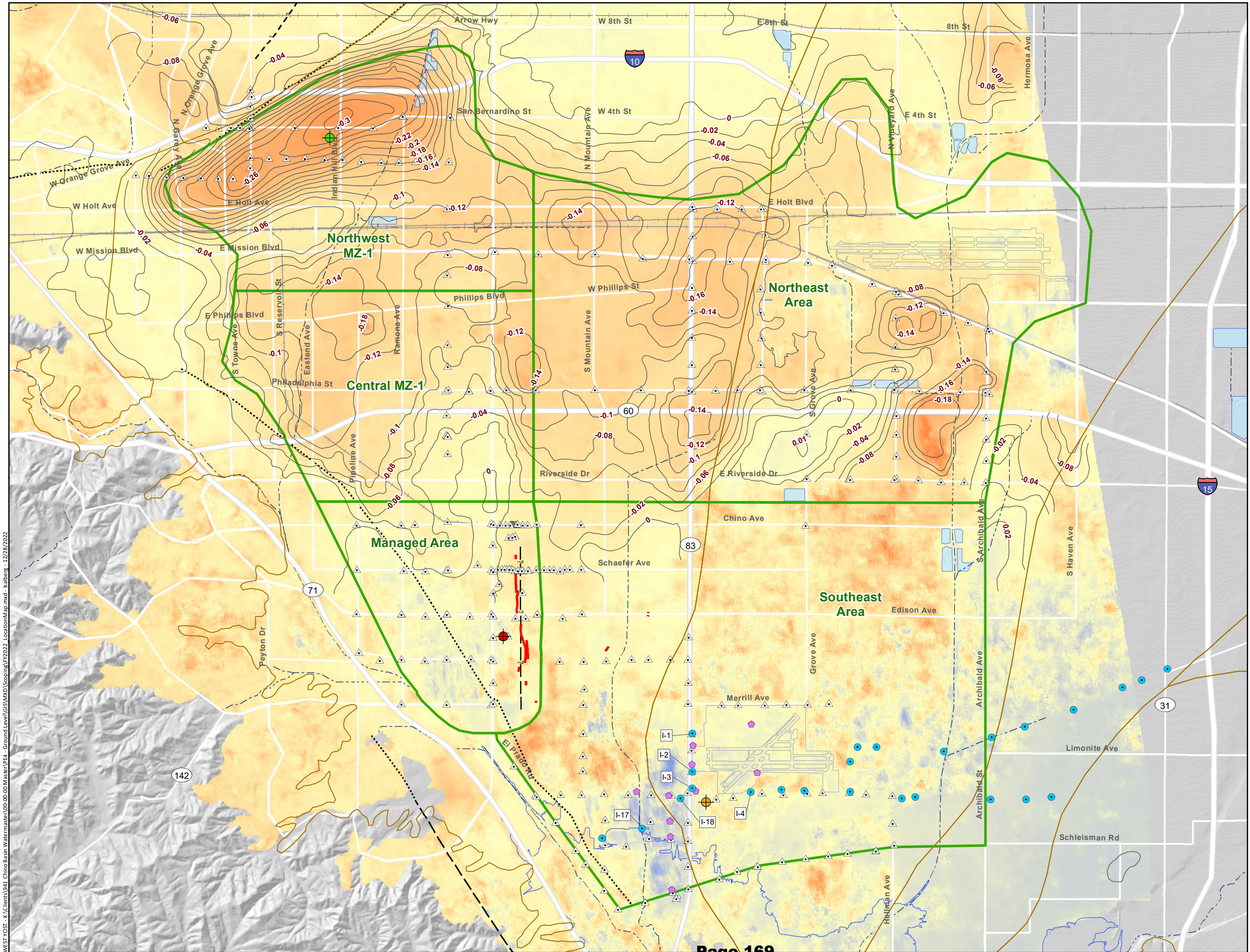
Task 8.4. Prepare a Recommended Scope and Budget for the GLMC for FY 2025/26

This subtask includes preparing a draft and final recommended scope of services and budget for FY 2025/26 for the GLMP to support the Watermaster’s budgeting process.

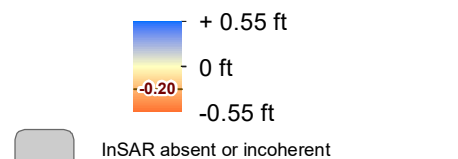
Table 1. Work Breakdown Structure and Cost Estimates for the Ground-Level Monitoring Program: FY 2024/25

Task Description	Notes	Labor (days)		Other Direct Costs						Totals			
		Person Days	Total	Travel	New Equip.	Equip. Rental	Outside Pro	Misc.	Total	Totals by Task	Recommended Budget 2024/25	Approved Budget 2023/24	Net Change from 2023/24
											a	b	a - b
Task 1. Setup and Maintenance of the Monitoring Network			\$40,221						\$8,018	\$48,239	\$48,239	\$47,789	\$450
1.1 Maintain Extensometer Facilities													
1.1.1 Routine maintenance of Ayala Park, Chino Creek, and Pomona extensometer facilities		21	\$29,437	\$649	\$250	\$350			\$1,249	\$30,685	\$30,685	\$33,707	-\$3,022
1.1.2 Replacement/repair of equipment at extensometer facilities		6	\$10,784	\$173	\$2,500		\$2,500		\$5,173	\$15,957	\$15,957	\$12,485	\$3,472
1.2 Annual Lease Fees for the Chino Creek extensometer facility		0	\$0					\$1,596	\$1,596	\$1,596	\$1,596	\$1,596	\$0
Task 2. MZ-1: Aquifer-System Monitoring and Testing			\$32,724						\$784	\$33,508	\$33,508	\$31,456	\$2,052
2.1 Conduct Quarterly Monitoring at Extensometers Facilities													
2.1.1 Download data from the Ayala Park Extensometer facility		4	\$5,436	\$332		\$40			\$372	\$5,808	\$5,808	\$3,032	\$2,776
2.1.2 Download data from the Chino Creek Extensometer facility		4	\$5,436			\$40			\$40	\$5,476	\$5,476	\$2,700	\$2,776
2.1.3 Download data from Pomona Extensometer facility		4	\$5,436	\$332		\$40			\$372	\$5,808	\$5,808	\$10,492	-\$4,684
2.1.4 Process, check, and upload data to database		10	\$16,416						\$0	\$16,416	\$16,416	\$15,232	\$1,184
Task 3. Basin Wide Ground-Level Monitoring Program (InSAR)			\$64,880						\$39,600	\$104,480	\$104,480	\$96,560	\$7,920
3.1 Satellite tasking and data selection with AirBus for 2024/25		0.5	\$1,144					\$1,000	\$1,000	\$2,144	\$2,144		
3.2 Assess SAR baselines for 2024/25 and select/purchase TerraSAR-X frames from Airbus		0.5	\$1,144					\$10,000	\$10,000	\$11,144	\$11,144	\$96,560	\$7,920
3.3 Prepare and check interferograms for 2024/25		28	\$62,592						\$0	\$62,592	\$62,592		
3.4 GAMMA software for InSAR processing (initial purchase + annual maintenance)		0	\$0					\$28,600	\$28,600	\$28,600	\$28,600		
Task 4. Perform Ground-Level Surveys			\$7,144						\$38,600	\$45,744	\$45,744	\$84,280	-\$38,536
4.1 Conduct Spring-2024 Elevation surveys in Northwest MZ-1		0.5	\$1,288					\$28,600	\$28,600	\$29,888	\$29,888	\$28,360	\$1,528
4.2 Conduct Spring-2024 Elevation Survey in the Northeast Area		0	\$0					\$53,416	\$0	\$0	\$0	\$0	\$0
4.3 Conduct Spring-2024 Elevation Survey in the Southeast Area		0	\$0					\$56,584	\$0	\$0	\$0	\$0	\$0
4.4 Conduct Spring-2024 Elevation and EDM Surveys in the Managed Area/Fissure Zone		0	\$0					\$46,800	\$0	\$0	\$0	\$31,248	-\$31,248
4.5 Replace Destroyed Benchmarks (if needed)		0	\$0					\$10,000	\$10,000	\$10,000	\$10,000	\$19,280	-\$9,280
4.6 Process, Check, and Update Database		3	\$5,856						\$0	\$5,856	\$5,856	\$5,392	\$464
Task 5. Data Analysis and Reporting			\$87,084						\$0	\$87,084	\$87,084	\$85,412	\$1,672
5.1 Prepare Draft 2023/24 Annual Report of the Ground-Level Monitoring Committee		19	\$36,744						\$0	\$36,744	\$36,744	\$36,136	\$608
5.2 Prepare Final 2023/24 Annual Report of the Ground-Level Monitoring Committee		8.5	\$16,820						\$0	\$16,820	\$16,820	\$15,732	\$1,088
5.3 Compile and Analyze Data from the 2024/25 Ground-Level Monitoring Program		14	\$23,520						\$0	\$23,520	\$23,520	\$23,544	-\$24
5.4 Continue Whispering Lakes Subsidence Investigation		0	\$10,000						\$0	\$10,000	\$10,000	\$10,000	\$0
Task 6. Develop a Subsidence-Management Plan for Northwest MZ-1			\$16,656						\$0	\$16,656	\$16,656	\$15,536	\$1,120
6.1 Aquifer-System Monitoring													
6.1.1 Collect pumping and piezometric data from agencies every three months; check and upload data to HDX		6	\$8,448						\$0	\$8,448	\$8,448	\$10,560	-\$2,112
6.1.2 Prepare and analyze charts and data graphics of pumping and recharge (Northwest MZ-1), piezometric levels, and aquifer-system deformation from PX		5	\$8,208						\$0	\$8,208	\$8,208	\$4,976	\$3,232
Task 7. Construct and Calibrate Additional 1D Models Across Western Chino Basin			\$0						\$0	\$0	\$0	\$192,511	-\$192,511
7.1 Prepare a draft TM summarizing the background, objectives, and methods; distribute to the GLMC		0	\$0						\$0	\$0	\$0	\$12,760	-\$12,760
7.2 Prepare for and conduct a GLMC meeting to receive feedback and comments on the draft TM		0	\$0						\$0	\$0	\$0	\$5,110	-\$5,110
7.3 Verify and/or recalibrate the 1D Model at Ayala Park Extensometer location		0	\$0						\$0	\$0	\$0	\$22,736	-\$22,736
7.4 Construct two additional 1D Models in the Southeast Area and Northeast Area		0	\$0						\$0	\$0	\$0	\$62,368	-\$62,368
7.5 Calibrate new 1D Models to derive properties of aquifers/aquitards and estimate the pre-consolidation stress(es)		0	\$0						\$0	\$0	\$0	\$45,472	-\$45,472
7.6 Prepare a draft TM summarizing the construction/calibration of additional 1D Models; distribute to the GLMC		0	\$0						\$0	\$0	\$0	\$37,024	-\$37,024
7.7 Prepare for and conduct a GLMC meeting to receive feedback and comments on the draft TM		0	\$0						\$0	\$0	\$0	\$5,110	-\$5,110
7.8 Incorporate the GLMC comments and prepare a final technical memorandum		0	\$0						\$0	\$0	\$0	\$1,932	-\$1,932
Task 8. Meetings and Administration			\$57,562						\$375	\$57,937	\$57,937	\$59,228	-\$1,292
8.1 Prepare for and Conduct Four Meetings of the Ground-Level Monitoring Committee	a	14	\$31,744	\$291					\$291	\$32,035	\$32,035	\$32,636	-\$602
8.2 Prepare for and Conduct One As-Requested Ad-Hoc Meeting	a	3	\$6,792	\$84					\$84	\$6,876	\$6,876	\$5,470	\$1,406
8.3 Perform Monthly Project Management		3	\$7,728						\$0	\$7,728	\$7,728	\$11,592	-\$3,864
8.4 Prepare a Recommended Scope and Budget for the GLMC for FY 2023/24		5.25	\$11,298						\$0	\$11,298	\$11,298	\$9,530	\$1,768
Totals			\$306,271						\$87,376		\$393,647	\$612,772	-\$219,125

Notes:
a Assumes in-person meetings.



Relative Change in Land Surface Altitude as Estimated by InSAR (March 2011 to March 2022)



- Areas of Subsidence Concern
- Pomona Extensometer Facility
- Chino Creek Extensometer Facility
- Ayala Park Extensometer Facility
- Chino Desalter Authority Well
- SB County Proposed Extraction Well
- ▲ Ground-Level Survey Benchmark
- Ground Fissures
- - - Approximate Location of the Riley Barrier



Figure 1
Ground-Level Monitoring Program
Fiscal Year 2022/23
 Chino Basin Watermaster
 Ground-Level Monitoring Committee

Attachment A – Responses to Comments

The comments received from the GLMC as of April 4, 2024 on the “Recommended Scope of Services and Budget of the Ground-Level Monitoring Committee for Fiscal Year 2024/25 (Draft)” and the Watermaster Engineer’s response to comments are documented below.

Comments from the City of Chino (Hye Jin Lee)

Comment 1 – Task 1. Setup and Maintenance of the Monitoring Network.

Task 1.1. The City understands settling of the vault structure located at the Ayala Park Extensometer facility has occurred over time which allows water to enter the vault and potentially flow into the monitoring wells. Watermaster proposes to address this field condition by installing French drains around the vault. The City is concerned the construction of French drains may not be the most suitable means to address the field condition. Any contemplated construction activity at the park must be approved by the City of Chino and coordinated with the City of Chino’s Community Services for any planned activities in the area. Prior to taking any steps towards implementing the French drains the Watermaster is advised to contact the City.

Response:

Watermaster staff and engineer will work closely with the City on any modifications at Ayala Park to prevent flooding of the piezometer vault.

Comments from the State of California (Rick Rees)

Comment 1 – Task 3. Basin-Wide Ground-Level Monitoring Program (InSAR)

The InSAR-based monitoring proposed in the 2024/2025 budget is only for the western portion of the Chino Basin. Therefore, it is not “basin-wide” as the task description implies (text and Table 1). The committee has discussed conducting occasional InSAR monitoring of the eastern part of the Chino Basin. This should be considered for the next budget. One option that would reduce cost is to provide InSAR results published by the Department of Water Resources (DWR) to cover the entire basin. Although the DWR InSAR data are not the same level of resolution and not directly comparable with the data that West Yost will process for the western part of the basin, it should be easy to generate true basin-wide InSAR results. This should be continued less frequently than annual (e.g., every five years) to verify that there are no subsidence issues outside of the western part of the Chino Basin where ground levels are well documented every year.

Response:

We concur. The effort to conduct InSAR monitoring of the eastern part of the Chino Basin using InSAR results published by the Department of Water Resources (DWR) will be described and budgeted for the proposed scope and budget for the GLMP for 2025/26.

Comments from Monte Vista Water District (Justin Scott-Coe)

Comment 1 – Task 1.1 Maintain Extensometer Facilities

“Non-routine efforts to be performed during FY 2024/25 under this subtask include... Monthly adjustments to the PX extensometers to improve the accuracy of the measurements of aquifer system deformation.”

Watermaster has recognized the importance of the extensometer data in monitoring current conditions and understanding hydrogeologic conditions. As stated in the Technical Memorandum “Construction and Calibration of 1D Compaction Models in Northwest MZ 1 (September 23, 2022), “Continued monitoring and enhanced understanding of hydrogeologic conditions is crucial to minimizing model error and uncertainty, especially the monitoring of the PX in Northwest MZ-1.” The District recommends providing a briefing and the currently available extensometer data to the Ground Level Monitoring Committee (GLMC) for review.

Key questions regarding the PX include:

- How is Watermaster assessing the reliability/accuracy of the extensometer data?
- What adjustments have been made and are proposed to be made to the PX in the upcoming year and what is the anticipated result of those changes?
- What does the extensometer data currently indicate regarding ground-level motion in Northwest MZ-1?

Response:

We concur with the recommendation to brief the GLMC re: the currently available extensometer data and answer the questions listed above. This topic will be included on the GLMC meeting agenda for August 1, 2024.

Comment 2 – Basin-Wide Ground-Level Monitoring Program (InSAR)

A significant cost identified under this task is \$62,000 for “preparation and checking” of InSAR data. What is the basis for this cost, and are there opportunities for more efficiency by workflow automation in the data processing (e.g. save money over time)?

Response:

The basis for this cost is about 28 days of staff time multiplied by the various daily rates by staff position.

The Watermaster Engineer has recently hired Sean Yarborough to perform this task directly. Mr. Yarborough previously worked for the long-time InSAR subconsultant that worked for the Watermaster. The engineer expects the level of effort for this task to decrease in subsequent years as automated coding of processes are developed and implemented and as junior staff are trained to perform portions of this task.

Comment 3 – Develop a Subsidence-Management Plan for Northwest MZ-1

“...the same pattern of differential subsidence that occurred in the Managed Area during the time of ground fissuring.”

The District suggests removing this clause from the sentence or revising to indicate that the differential subsidence conditions in the two areas are not identical. Groundwater levels in Northwest MZ-1 have

stabilized since the late 1970s and no ground fissuring has been reported in Northwest MZ-1 to date. Ground fissuring in the Managed Area was reported to occur as early as the early 1970s and accelerated in the early 1990s.

Response:

The phrase has been revised to read “*spatial pattern of differential subsidence*” to distinguish it from rates and magnitudes of subsidence.

Comment 4 – Progress to Implement Work Plan through FY 2023/24

“a. Establish a preliminary ‘Northwest MZ-1 Guidance Level’ of 630 ft-amsl for hydraulic heads in Layers 3 and 5 at the PX location. The preliminary Guidance Level is an aspirational Watermaster recommendation that, if achieved, would likely slow or stop aquitard compaction and land subsidence in Northwest MZ-1.”

The District recommends removing language from this progress summary suggesting that the aspirational Watermaster recommendation would “likely slow or stop aquitard compaction and land subsidence in Northwest MZ-1.” It is the District’s understanding that modeling to support this statement has neither been conducted nor provided to the GLMC for review; as such, this statement is not supported by relevant technical analyses.

“d. Additional SMAs should be developed and evaluated with the 1D Models... The GLMC should participate in the scenario building exercises associated with these Watermaster efforts to develop the SMAs, so that the scenarios include various methods to achieve the Guidance Level.”

Because the “Guidance Level” cited here has not yet been evaluated, scenario-building to meet this or any other proposed guidance level is premature. Any proposed guidance level should be simulated versus a no-action alternative to evaluate the effectiveness of the guidance level at reducing projected land subsidence versus a no-action alternative. The simulation results should then be presented to the GLMC for review prior to initiating any scenario-building to meet the proposed guidance level.

Response:

For (a), the statement suggesting that the aspirational Watermaster recommendation would “likely slow or stop aquitard compaction and land subsidence in Northwest MZ-1” is based on the physics of aquitard drainage—not on modeling. In other words, any increases in hydraulic heads within the deep aquifer system would have the result of slowing or stopping aquitard drainage.

For (d), the ongoing process to re-evaluate the Safe Yield will include a “no action” scenario(s) and will include 1D compaction modeling in Northwest MZ-1 for review by the GLMC.

Comment 5 – Construct and Calibrate Additional 1D Models Across Western Chino Basin

Regarding Additional Expenditure on 1-D Models

The District continues to have concerns regarding the use of 1-D Models as management tools in Northwest MZ-1 and other Areas of Subsidence Concern. Given the size and heterogeneity of the alluvial sediments across the Areas of Subsidence Concern, the limitations and appropriateness of 1-D models should be re-evaluated before additional budget expenditures. (See above comments on Proposed Locations and Data for Construction/Calibration of Additional 1D Models.)

“The Watermaster used the information derived from the 1D Models to develop a preliminary ‘Guidance Level’ to avoid future subsidence in Northwest MZ-1.”

The District’s understanding is that the “preliminary ‘Guidance Level’” cited here for the deep aquifer was based on water levels in the shallow aquifer and not on “information derived from the 1D Models.” If this is the case, this language does not reflect how the preliminary “Guidance Level” was developed. The preliminary “Guidance Level” was not based on an analysis of 1D Models with the guidance level implemented or evaluated compared to a no-action alternative. Whether the currently proposed guidance level will avoid future subsidence is also unknown. The District recommends that this sentence be removed or modified to reflect the approach taken and the uncertainty regarding the effectiveness of the preliminary “Guidance Level.”

Response:

As stated in this memorandum, this task was budgeted and scheduled for completion in FY 2023/24. No additional budget in FY 2024/25 is necessary to complete this task.

ATTACHMENT 7

Brownstein Hyatt Farber Schreck

FY 2024-2025 Proposed Budget

March 25, 2024

Account	Description	Note	Labor (Cost)		FY 2024/2025 Budget	FY 2023/2024 Budget		
			Total Hours	Cost				
				Task			Account	
WM Legal Services - Meetings, Business Items, Associated Activities								
6275	Advisory Committee Meetings		44	\$ 27,764	\$ 249,798	\$ 240,230		
6375	Board Meetings		132	\$ 88,704				
6375.1	Board Briefings/Workshops		45	\$ 29,215				
8375	Appropriative Pool Meetings		55	\$ 34,705				
8475	Agricultural Pool Meetings		55	\$ 34,705				
8575	Non-Agricultural Pool Meetings		55	\$ 34,705				
	Total for Activity		386	\$ 249,798			\$ 249,798	
6070	WM Legal Services						\$ 414,051	\$ 565,964
6071	Court Coordination		260	\$ 144,040				
6072	Rules and Regs		20	\$ 10,495				
6073	Personnel Matters	A	50	\$ 28,150				
6074	Interagency Issues	B	72	\$ 40,536				
6077	Party Status Maintenance	C	30	\$ 13,590				
6078	Miscellaneous	D	320	\$ 177,240				
	Total for Activity		752	\$ 414,051	\$ 414,051			
6907.31	Archibald South Plume				\$ 12,565	\$ 12,085		
	Archibald South Plume		20	\$ 12,565				
	Total for Activity		20	\$ 12,565	\$ 12,565			
6907.32	Chino Airport Plume				\$ 12,565	\$ 12,085		
	Chino Airport Plume		20	\$ 12,565				
	Total for Activity		20	\$ 12,565	\$ 12,565			
6907.33	Desalter/Hydraulic Control Issues				\$ 38,680	\$ 37,200		
	Continued CDA Support		30	\$ 19,340				
	Hydraulic Control		30	\$ 19,340				
	Total for Activity		60	\$ 38,680	\$ 38,680			
6907.34	Santa Ana River Water Rights				\$ 21,405	\$ 20,595		
	Water Right Permits 21225, 20753 and 19895		45	\$ 21,405				
	Total for Activity		45	\$ 21,405	\$ 21,405			
6907.36	Santa Ana River Habitat Conservation Plan				\$ 31,280	\$ 30,090		
	Total for Activity		60	\$ 31,280				
	Total for Activity		60	\$ 31,280	\$ 31,280			
6907.38	Reg. Water Quality Control Board				\$ 63,200	\$ 30,090		
	Legal counsel involvement in ongoing issues		125	\$ 63,200				
	Total for Activity		125	\$ 63,200	\$ 63,200			
6907.39	Recharge Master Plan				\$ 14,270	\$ 30,495		
	Implementation/Update		30	\$ 14,270				
	Total for Activity		30	\$ 14,270	\$ 14,270			
6907.40	Storage Agreements				\$ -	\$ 16,960		
	Resolution of storage issues		0	\$ -				
	Total for Activity		0	\$ -	\$ -			
6907.41	Prado Basin Habitat Sustainability				\$ 10,290	\$ 9,900		
	Prado Basin Habitat		20	\$ 10,290				
	Total for Activity		20	\$ 10,290	\$ 10,290			
6907.44	SGMA Compliance				\$ 10,290	\$ 9,900		
	SGMA Compliance		20	\$ 10,290				
	Total for Activity		20	\$ 10,290	\$ 10,290			
6907.45	OBMP Update				\$ 177,240	\$ 172,880		
	OBMP Update		320	\$ 177,240				
	Total for Activity		320	\$ 177,240	\$ 177,240			
6907.47	2020 Safe Yield Reset				\$ 80,190	\$ 33,920		
	2020 Safe Yield Reset		155	\$ 80,190				
	Total for Activity		155	\$ 80,190	\$ 80,190			
6907.48	Ely Basin Investigation				\$ 64,890	\$ 126,040		
	Ely Basin Investigation		120	\$ 64,890				
	Total for Activity		120	\$ 64,890	\$ 64,890			
6907.49	San Sevaine Basin Discharge				\$ 110,080			
	San Sevain Basin Discharge		220	\$ 110,080				
	Total for Activity		220	\$ 110,080	\$ 110,080			
6907.9	WM Legal Counsel - Unanticipated				\$ 38,885	\$ 37,395		
	Miscellaneous		60	\$ 38,885				
	Total for Activity		60	\$ 38,885	\$ 38,885			
	Total--All Accounts		2,193	\$ 1,349,679	\$ 1,349,679	\$ 1,385,829		

Notes: (A) Includes attorney and witness preparation, hearing attendance and potential post-hearing activities.
 (B) Variety of day-to-day matters that arise throughout the month concerning the Judgment, Rules, agreements, etc.
 (C) Activities related to clean-up and maintenance of Watermaster's roster of parties and Pool members, along with potential Court filings.
 (D) Variety of day-to-day activities such as workshop reviews; research Pool membership issues; stormwater and new yield; review agreements and contracts; coordination of ongoing Watermaster projects; review of draft documents; special activities as requested by GM, etc.

General Notes:
 * Brownstein maintains a 10% discount on all fees over \$100,000 as part of the original contract with Watermaster.
 * Rather than attempt to project which budget items would be affected by the 10% discount, and which out-of-pocket cost items might be relevant to which budget items, the budget detail assumes they offset each other.
 * Rates for most BHFS attorneys reflect an increase for the first time in several years.

Memorandum

DATE: March 26, 2024
TO: Watermaster Staff
FROM: Brownstein Hyatt Farber Schreck, LLP
RE: FY 2024-2025 Legal Counsel Budget Detail and Analysis

This worksheet has been prepared at your request to provide additional detail regarding the expected legal fees and costs that will be incurred if Watermaster implements its responsibilities under the Restated Judgment, pending Court Orders, including the Peace I and Peace II Agreements, and the Optimum Basin Management Program (OBMP). The Nine Member Board is expected to implement these measures. Additional fees and costs may be incurred in connection with actions that are within Watermaster's duties and implementation authority but outside the control of staff and counsel. That is, Parties to the Restated Judgment and persons not bound by the Restated Judgment may initiate actions that require a response from Watermaster.

This worksheet utilizes the original budget as proposed by legal counsel in March of 2024, and will be updated, as necessary, so that any adjustments in the budgeted amount can be made considering actual projections concerning time and level of activity associated with anticipated budget line items. The experience of Watermaster over the past more than twenty years since Brownstein Hyatt Farber Schreck (Brownstein) was retained as counsel provides a basis for the budget based upon a customary level of activity. These projections are included within the budget as requested to provide service as legal counsel to the Board. Thus, the proposed budget amount analyzed below is \$1,349,679, which includes a roughly \$38,000 allocation for unanticipated activities.

Budget Assumptions: The number of hours expended to provide the desired level of service is the primary factor in legal counsel expense. The budgeted amount includes reimbursement for out-of-pocket costs that include phone charges, electronic legal research charges, travel costs (including mileage, lodging, etc.) and other incidental costs. While these costs traditionally vary from month to month, they do not constitute a material portion of the budget. Typically, 2-5% of a monthly bill is cost recovery.

Brownstein has represented Watermaster for over 20 years and consequently, as a matter of Brownstein policy, Watermaster enjoys a continuing and gradually steepening discount against standard rates. In some cases, the discount approaches 45%. As a further accommodation to Watermaster and its favored status, Brownstein maintains a 10% discount on all fees over \$100,000 as part of our original contract with Watermaster. When spread over the entirety of the Brownstein fees, this discount results in an approximately 8.5% discount on all fees whenever incurred.

Rather than attempting the detailed analysis that would be required to project which budget items would be affected by this discount, and which out-of-pocket cost items might be relevant to which budget items, the budget detail below uses a simple multiplier of time spent against rates for each attorney. This has the effect of creating an approximate 6% cushion in the estimates provided below assuming that the cost ration from recent bills is representative (i.e., 8.5% - 2.5% = 6%).

Slater and Herrema are the principal lawyers assigned to the Watermaster matter. Over the years, Slater's activities are generally reserved to Watermaster Board meetings, assignments directed by the Board, and task driven.

Definition of "unanticipated expenses": For the purposes of this memorandum, "unanticipated expenses" refers to an amount of money that is budgeted to account for legal issues that may arise post budget approval that were not anticipated in the budget, or to account for underestimates in the budget for the anticipated matters as a result of unforeseen complexity. Historically, the Watermaster budget preference had been to under fund all parts of the budget, including contingency, so as to not create an expectancy of the higher expenditure. Experience suggests that the Watermaster Board and the Parties to the Restated Judgment have been more comfortable with assigning additional funding to a matter after the actual need has been identified. Such funds whose use requires a Board-approved budget transfer/amendment are sometimes identified as "contingency." This analysis uses the term "unanticipated expenses" in the first sense to refer to an amount of money that is budgeted to account for unanticipated expenses.

Detail articulated below includes:

Regular Meeting Attendance	\$220,583
Board Briefings/Workshops	\$ 29,215
Court Coordination	\$144,040
Rules and Regs Rewrite	\$ 10,495
Personnel Matters	\$ 28,150
Interagency and Miscellaneous	\$217,776
Party Status Maintenance	\$13,590
 Total:	 \$663,849

Regular Meeting Attendance (6275, 6375, 8375, 8475, 8575) \$220,583

Assumptions: Three meeting days per month staffed by one attorney per meeting. Assumed hours commitment of 5 hours per Pool Committee meeting and 4 hours per Advisory Committee meeting, inclusive of attendance, travel and preparation. Assumption of regular attendance by Slater at the Board meeting (12 hours x 11 months = 132 hours), and by Herrema at Pool Committees and Advisory Committee (5 hours x 3 pool committees x 11 months + 4 hours x 11 months = 209 hours) for an approximate total of \$220,583.

Board Briefings/Workshops (6375.1) \$ 29,215

Over the past few years, Watermaster staff and legal counsel have conducted Board Briefings to provide Board members with information as to the legal background for Watermaster's activities, the functions of the Pool Committees, Advisory Committee and Board, the role of Watermaster staff and current issues. This budget assumes that one or two briefings or workshops will take place in FY 2024-2025. Responsibility for this task is shared by Slater (20 hours) and Herrema (25 hours) for an approximate total of \$29,215.

Court Coordination (6071)

Activities:

(1) Regular court hearings \$144,040

Based on present trends in the motion practice before the Court and the pending appeals before the Court of Appeal, we anticipate a continued high level of effort in 2024-2025 in regard to interactions with the Courts. Given that Court hearings require more preparation than regular monthly meetings, this category assumed an hour commitment of 30 hours per hearing inclusive of attendance, travel and preparation of reports or other filings. This category assumes one attorney per hearing, though it is often necessary to staff

a hearing with more than one attorney. Responsibility for this task is shared equally between Slater (80 hours) and Herrema (80 hours) with assistance from associate attorney Laura Yraceburu or an equivalent billing attorney (100 hours) for an approximate total of \$144,040.

(2) Rules and Regulations Rewrite (6072) \$ 10,495

Watermaster Board has directed that the Rules and Regulations be reviewed for any necessary updates every other year. While a planned update is proceeding during FY 2023-2024, legal counsel spend a small amount of time each year tracking necessary updates for the biennial updates. This budget item presents the level of effort for such a rewrite. Responsibility for this task is shared by Slater (5 hours), Herrema (5 hours), and Yraceburu (10 hours) for an approximate total of \$10,495.

Personnel (6073) \$ 28,150

It is not anticipated that any significant personnel issues will arise in FY 2024-2025, though some level of activity is the norm in any year. Thus, we have proposed a nominal budget for this item for employment and benefits counsel, Christine Samsel and Nancy Strelau of 50 hours, and an approximate total of \$28,150.

Interagency Issues and Miscellaneous (6074 and 6078) \$217,776

There are always a variety of day-to-day matters that arise throughout a month concerning questions that require interpretation of the Restated Judgment, Rules, agreements, etc. Herrema (120 hours) is the attorney responsible for these matters, with assistance from Slater (80 hours) and Yraceburu (120 hours), with an approximate cost of \$177,240.

To the extent that agreements between the parties arise, there will likely be a nominal involvement from legal counsel. In addition, it is likely that several interagency agreements will be required in FY 2024-2025 as in past years. These activities assume the work will be done by Herrema (72 hours) for an approximate total of \$40,536.

Party Status Maintenance (6077) \$ 13,590

In each year, there is a small amount of work to do to regarding the proper placement of parties in Pools and the Pool and party rosters. The proposed budget assumes working with Watermaster staff to undertake this clean-up. The proposed budget assumes that Herrema will be the primary attorney assigned to this task (10 hours) with assistance from Yraceburu (20 hours), for an approximate total of \$13,590.

Archibald South Plume (6907.31) \$ 12,565

The proposed budget assumes that Slater will be the primary attorney assigned to the task of any necessary ABGL facilitation (5 hours) with input from Mark Mathews (5 hours) and involvement from Herrema (10 hours) for an approximate total of \$12,565.

Chino Airport Plume (6907.32) \$ 12,565

The proposed budget assumes that Slater will be the primary attorney assigned to the task of any facilitation related to the Chino Airport Plume (5 hours) with input from Mark Mathews (5 hours) and involvement from Herrema (10 hours) for an approximate total of \$12,565.

Desalter/Hydraulic Control Issues (6907.33) \$ 38,680

Regional Water Quality Control Board (6907.38) \$ 63,200

Given the significance of the Desalter and Hydraulic Control issues to the OBMP, legal counsel believes it is appropriate to expect continuing activity on this issue continuing into FY 2023-2024 – specifically in light of the reduced groundwater production in areas of the Basin due to water quality concerns. Given his participation in the CDA facilitation, Slater will be the primary attorney (20 hours) with assistance from Herrema (40 hours), for an approximate total of \$38,680.

Regarding the Regional Water Quality Control Board, a Basin Plan Amendment related to the revision to the Salt and Nutrient Management Plan is planned to proceed in FY 2024-2025. On this matter, Slater will provide (25 hours), Herrema (40 hours), and Yraceburu (60 hours) for an approximate total of \$63,200.

Santa Ana River Water Rights (6907.34)

\$ 21,405

Legal counsel is currently completing a process to extend the time in which Watermaster must seek to license its water right permit numbers 19895 and 20753 – a substantial amount of work was completed on this in FY 2017-2018, and additional progress has been made in FY 2021-2022 but it is likely that the SWRCB’s processing will not be completed until FY 2024-2025. SWRCB staff have requested additional information in order to complete this process. Watermaster additionally is required to complete annual reporting to the Department of Fish and Wildlife and the SWRCB regarding its diversions under its permit 21225. In addition, given the history on the Santa Ana River it is prudent to account for some level of activity regarding water rights on the River. Work under this budget item is split 1/3 Herrema (15 hours) and 2/3 Yraceburu or an equivalent billing attorney (30 hours) for an approximate total of \$21,405.

Santa Ana River Habitat Conservation Plan (6907.36)

\$ 31,280

There is an increased level of interest in species issues on the Santa Ana River. These include the development of a Habitat Conservation Plan for certain activities within the watershed, potential environmental review related to the SARCCUP, as well as litigation related to diversions and operations within the River. These issues touch on Watermaster’s interests in the River, including its stormwater diversions in the Prado Basin watershed and the Prado Basin Habitat Sustainability Committee activities. The Parties and the Board have shown an interest in continuing to be kept abreast of these developments and we anticipate work related to the implementation of the HCP and the formation of the entity responsible for implementation in FY 2024-2025. It is anticipated that the effort in this regard will be spread among Slater (10 hours), Herrema or equivalent attorney (20 hours), and Yraceburu (30 hours) for an approximate total of \$31,280.

Recharge Master Plan (6907.39)

\$ 14,270

Each year, counsel spends a limited amount of time assisting with administration of the projects approved as part of the RMPUs. It is anticipated that the effort in this regard will be spread among Herrema (10 hours) and Yraceburu or an equivalent billing attorney (20 hours) for an approximate total of \$14,270.

Storage Agreements (6907.40)

\$ 0

At present, there is no work anticipated to be done in conjunction with storage agreements or the review of any Storage & Recovery application.

Prado Basin Habitat Sustainability (6907.41)

\$ 10,290

The Peace II Subsequent Environmental Impact Report includes mitigation requirements as to the development of a Prado Basin Habitat Sustainability Committee and Program be developed. Watermaster and IEUA have entered into a cost sharing agreement as to the required mitigation and Watermaster will have ongoing obligations thereunder. It is anticipated that Herrema will provide (10 hours) and Yraceburu (10 hours) for an approximate total of \$10,290.

SGMA Compliance (6907.44)

\$ 10,290

Based on the Chino Basin’s adjudicated status, Watermaster has certain obligations to annually report information to DWR. It is anticipated that there will also be a minimal amount of work associated with tracking and evaluating how new SGMA directives may affect the Basin or suggest changes to Basin management. This will include work by Herrema (10 hours) and Yraceburu or an equivalent billing attorney (10 hours) for an approximate total of \$10,290.

OBMP Update (6907.45)

\$177,240

The Watermaster Board approved the 2020 OBMP in October 2020. The LSLS was approved in July. Work in 2024-2025 would include assistance with OBMPU implementation and assisting the parties with issues associated with potential amendments to the Peace Agreement and OBMPU Implementation Plan. This effort would include work by Slater (80 hours), Herrema (120 hours) and Yraceburu or an equivalent billing attorney (120 hours) for an approximate total of \$177,240.

2021 Safe Yield Reset (6907.47)

\$ 80,190

The Court's 2017, 2019, and 2020 orders as to future Safe Yield resets include processes for potential update to the reset methodology, peer review, and the outcome of the State's process regarding water use efficiency requirements. There will be work in FY 2024-2025 associated with the implementation of these orders, including the completion of the 2025 Safe Yield Reevaluation. This will include work by Slater (25 hours), Herrema (50 hours), and Yraceburu or an equivalent billing attorney (80 hours) for an approximate total of \$80,190.

Ely Basin Litigation (6907.48)

\$64,890

Watermaster has been brought in as a defendant in the Kaiser Permanente plaintiffs' lawsuit. Trial in the matter had been set for March 2024 and a settlement in principle has been agreed upon but not yet finalized. For this item, it is anticipated that it will include work by Slater (20 hours), Herrema or litigation counsel (50 hours) and Yraceburu or an equivalent billing attorney (50 hours) for an approximate total of \$64,890.

San Sevaine Basin Discharge (69007.XX)

\$110,080

Watermaster and IEUA recharge stormwater and recycled water in the San Sevaine recharge basins. During the winter of 2022-23, sediment was discharged into the basins from upgradient properties. Watermaster and IEUA are seeking compensation for the impacts of that sedimentation. For this item, it is anticipated that it will include work by Slater (40 hours), Herrema or litigation counsel (80 hours) and Yraceburu or an equivalent billing attorney (100 hours) for an approximate total of \$64,890.

Unanticipated Activities (6907.9)

\$ 38,885

Regarding the unanticipated activities that may occur during the year (please see the discussion on page 1, above), Slater has been budgeted at (25 hours) and Herrema is budgeted (35 hours) for an approximate total of \$38,885.

DRAFT



Recharge Water Program FY 2024/25 Proposed Budget Debt Service and Operations and Maintenance

Alex Lopez

Treasurer

March 2024

Summary Debt Service

Debt Type	FY 2024/25 Budget	Funding from CBWM	Funding from IEUA
2020A Refunding Bonds (2008B Variable)	\$759,649	\$379,825	\$379,824
San Sevaine Improvement (SRF loan)	\$101,947	\$50,973	\$50,974
Lower Day Basin Improvement (SRF Loan)	\$54,550	\$54,550	\$0
Montclair Basin Improvement (SRF Loan)	\$97,446	\$97,446	\$0
Interfund loan supporting RMPU projects (interest only)**	\$202,100	\$189,974	\$12,126
Total Debt service	\$1,215,692	\$772,768	\$442,924

** State Water Resources Control Board (SWRCB) is significantly behind in processing disbursements for SRF loans and grants; outstanding receivables are \$8.6 million related to the RMPU projects.

FY 2024/25 budget includes interest on outstanding interfund loans of \$ 202,100. The interfund loan principal is expected be repaid beginning in FY 2023/24 and ending in FY 2026/27, payments will be made with proceeds of the SRF loans.

Bond Debt Service



2020A Refunding (2008B Variable) \$5.7M 11 years @ 0.849% Matures 2032	FY 2024/25 Budget	Funding from CBWM	Funding from IEUA
Principal Payment	\$647,490	\$323,745	\$323,745
Interest Expense	308,829	154,415	154,414
Financial Expense	606	303	303
Total Bond Debt Service	\$956,925	\$478,463	\$478,462
Deferred Amortization adjustment	(197,276)	(98,638)	(98,638)
Debt Service (net of adjustment)	\$759,649	\$379,825	\$379,824

SRF Loan Debt Service

San Sevaine Improvement (SRF Loan) \$1.5M 30 Years @ 1.8% Matures Dec. 2049	FY 2024/25 Budget	Funding from CBWM	Funding from IEUA
Principal Payment	\$64,102	\$32,051	\$32,051
Interest Expense	37,845	18,922	18,923
Debt Service	\$101,947	\$50,973	\$50,974
Lower Day Improvement (SRF Loan) \$2.9M 20 Years @ .55% Matures Jan. 2044	2024/25 Budget	Funding from CBWM	Funding from IEUA
Principal Payment	\$52,194	\$52,194	\$0
Interest Expense	2,356	2,356	0
Debt Service	\$54,550	\$54,550	\$0
Montclair Basin Improvement (SRF Loan) \$2.06M 20 Years @ .55% Matures Feb. 2044	2024/25 Budget	Funding from CBWM	Funding from IEUA
Principal Payment	\$90,562	\$90,562	\$0
Interest Expense	6,884	6,884	0
Debt Service	\$97,446	\$97,446	\$0

Inter-Fund Loan Debt Service and Future SRF Loan Debt Service

Inter-Fund Loan Debt Service

Inter-Fund Loan to Recharge Water FY 2021 \$933,000, FY 2022 \$7.0M, FY 2023 \$10.105M	FY 2024/25 Budget	Funding from CBWM	Funding from IEUA
Interest Expense	\$202,100	\$189,974	\$12,126
Total Interest Expense	\$202,100	\$189,974	\$12,126

Future SRF Loan Debt Service

Wineville/Jurupa/RP3 Rchg. Imprv. (SRF Loan) \$15.38M 20 Years @ .55% Matures Feb. 2045	FY 2025/26 Budget	Funding from CBWM	Funding from IEUA
Principal Payment	\$731,432	\$665,603	\$65,829
Interest Expense	81,948	74,573	7,375
Debt Service*	\$813,380	\$740,176	\$73,204

* Information is from SWRCB payment schedule dated 5/21/23. Debt service amounts are subject to change, amounts are based on total project costs and related total loan draws.

Operations and Maintenance



Expense	2024/25 Budget	Funding from CBWM*	Funding from IEUA*
SBCFCD	\$12,000		
CBWCD	2,000		
<i>IEUA – Operations & Maintenance:</i>			
General Basin	1,250,656		
GWR Administration	667,180		
Specialty O&M	99,000		
Utilities	153,000		
General Allocation (10%)	218,384		
Total	\$2,402,220	\$1,587,607	\$814,613

**Based on Groundwater Recharge Pro-Rata Methodology schedule*

Groundwater Recharge Pro Rata Cost Sharing Methodology
60-Month (5-Year) Recharge History to Proposed Budget

[A] Drainage / Facility	[B] Facility Site Weight	[C] 60-Month (5-year) Recharge (AF) February 2019 to January 2024				[D] SW/LR	[E] MWD	[F] RW	[G] Recharge Total	[H] CBWM Pro Rata	[I] IEUA Pro Rata	[J] GWR O&M FY Budgeted Expenses (2024/25)*				[K] Cost Share*		
											[L] Basin Maintenance		[M] O&M Labor	[N] Utilities	[O] Contracted Specialty Repairs	[P] Facility Cost Subtotal	[Q] CBWM Share	[R] IEUA Share
											[L] Services	[L] SBC and WCD	[M] Labor	[N] Utilities	[O] Contracted Specialty Repairs	[P] Facility Cost Subtotal	[Q] CBWM Share	[R] IEUA Share
Facilities That Can Be Utilized for Recharge With Recycled Water																		
San Antonio Channel																		
Brooks	1.00	2,496	157	4,666	7,319	36%	64%	\$ 17,655.923	\$ 500.00	\$ 40,228.20	\$ 5,166.67	\$ 9,000.00	\$ 72,550.79	\$ 26,297.31	\$ 46,253.48			
West Cucamonga Creek																		
7th & 8th Street	1.00	4,685	999	7,104	12,788	44%	56%	\$ 227,328.877	\$ 857.14	\$ 40,228.20	\$ 5,166.67	\$ 9,000.00	\$ 282,580.89	\$ 125,603.05	\$ 156,977.84			
Ely	1.00	8,290	104	4,326	12,719	66%	34%	\$ 40,491.027	\$ 500.00	\$ 40,228.20	\$ 5,166.67	\$ 9,000.00	\$ 95,385.89	\$ 62,944.91	\$ 32,440.98			
Cucamonga Creek																		
Turner 1 & 2	1.00	4,155	1,329	195	5,679	97%	3%	\$ 35,102.68	\$ 857.14	\$ 40,228.20	\$ 5,166.67	\$ 9,000.00	\$ 90,354.69	\$ 87,248.78	\$ 3,105.91			
Deer Creek																		
Turner 3, 4, 5 & 8	1.00	2,247	0	1,457	3,704	61%	39%	\$ 23,200.00	\$ 857.14	\$ 40,228.20	\$ 5,166.67	\$ 9,000.00	\$ 78,452.01	\$ 47,588.01	\$ 30,864.00			
Etiwanda Creek																		
Victoria	1.00	3,108	1,230	7,197	11,535	38%	62%	\$ 24,805.80	\$ 857.14	\$ 40,228.20	\$ 5,166.67	\$ 9,000.00	\$ 80,057.81	\$ 30,106.01	\$ 49,951.80			
San Sevaine Creek																		
San Sevaine 1,2,3, 4, & 5	1.00	5,969	10,586	9,796	26,351	63%	37%	\$ 40,402.59	\$ 857.14	\$ 40,228.20	\$ 5,166.67	\$ 9,000.00	\$ 95,654.60	\$ 60,094.49	\$ 35,560.11			
West Fontana Channel																		
Banana	1.00	1,209	0	4,039	5,248	23%	77%	\$ 14,909.04	\$ 857.14	\$ 40,228.20	\$ 5,166.67	\$ 9,000.00	\$ 70,161.05	\$ 16,163.96	\$ 53,997.08			
Hickory	1.00	1,198	2,126	2,029	5,353	62%	38%	\$ 15,370.57	\$ 857.14	\$ 40,228.20	\$ 5,166.67	\$ 9,000.00	\$ 70,622.58	\$ 43,857.27	\$ 26,765.31			
Declez Channel																		
RP-3 Cells 1, 2R, 3, and 4 (2M recharge)	0.80	2,853	959	30,263	34,075	11%	89%	\$ 245,387.75	\$ -	\$ 32,182.56	\$ 4,133.33	\$ 7,200.00	\$ 288,903.64	\$ 32,316.61	\$ 256,587.03			
Declez	1.00	3,536	0	3,644	7,180	49%	51%	\$ 185,321.78	\$ 857.14	\$ 40,228.20	\$ 5,166.67	\$ 9,000.00	\$ 240,573.79	\$ 118,464.11	\$ 122,109.68			
Subtotals	10.80	39,744	17,490	74,717	131,950			\$ 869,976.04	\$ 7,857.14	\$ 434,464.56	\$ 55,800.00	\$ 97,200.00	\$ 1,465,297.74	\$ 650,684.50	\$ 814,613.24			
Facilities That Can Be Utilized for Recharge with Imported and Stormwater Only																		
San Antonio Channel																		
College Heights	1.00	190	11,307	0	11,498	100%	0%	\$ 11,862.64	\$ 500.00	\$ 40,228.20	\$ 5,166.67	\$ 9,000.00	\$ 66,757.51	\$ 66,757.51	\$ -			
Upland	1.00	2,561	3,999	0	6,560	100%	0%	\$ 8,200.00	\$ -	\$ 40,228.20	\$ 5,166.67	\$ 9,000.00	\$ 62,594.87	\$ 62,594.87	\$ -			
Montclair 1 - 4	1.00	6,466	28,578	0	35,043	100%	0%	\$ 8,200.00	\$ 500.00	\$ 40,228.20	\$ 5,166.67	\$ 9,000.00	\$ 63,094.87	\$ 63,094.87	\$ -			
Day Creek																		
Lower Day	1.00	3,392	7,129	0	10,520	100%	0%	\$ 264,086.20	\$ 857.14	\$ 40,228.20	\$ 5,166.67	\$ 9,000.00	\$ 319,338.21	\$ 319,338.21	\$ -			
Wineville	1.00	0	0	0	0	100%	0%	\$ 27,000.00	\$ 857.14	\$ 40,228.20	\$ 5,166.67	\$ 9,000.00	\$ 82,252.01	\$ 82,252.01	\$ -			
Etiwanda Creek																		
Etiwanda Debris Basin	1.00	1,785	3,892	0	5,677	100%	0%	\$ 12,166.85	\$ 857.14	\$ 40,228.20	\$ -	\$ 9,000.00	\$ 62,252.19	\$ 62,252.19	\$ -			
San Sevaine Creek																		
Jurupa	1.00	2,438	1,581	0	4,019	100%	0%	\$ 16,398.11	\$ 857.14	\$ 40,228.20	\$ 60,000.00	\$ 9,000.00	\$ 126,483.45	\$ 126,483.45	\$ -			
Declez Channel																		
RP3 Cell 2M (cost)	0.20					100%	0%	\$ 12,400.00	\$ 857.14	\$ 8,045.64	\$ 1,033.33	\$ 1,800.00	\$ 24,136.12	\$ 24,136.12	\$ -			
Misc.																		
Grove Basin	1.00	1,456	0	0	1,456	100%	0%	\$ 12,189.56	\$ 857.14	\$ 40,228.20	\$ 5,166.67	\$ 9,000.00	\$ 67,441.57	\$ 67,441.57	\$ -			
MWD Turnouts	1.00					100%	0%	\$ 8,176.92	\$ -	\$ 40,228.20	\$ 5,166.67	\$ 9,000.00	\$ 62,571.79	\$ 62,571.79	\$ -			
by basin	0.00					50%	50%											
Subtotals	9.20	18,288	56,485	0	74,774			\$ 380,680.28	\$ 6,142.86	\$ 370,099.44	\$ 97,200.00	\$ 82,800.00	\$ 936,922.58	\$ 936,922.58	\$ -			
Subtotal - All Facilities General O&M	20.00	58,032	73,975	74,717	206,724			\$ 1,250,656.32	\$ 14,000.00	\$ 804,564.00	\$ 153,000.00	\$ 180,000.00	\$ 2,402,220.32	\$ 1,587,607.08	\$ 814,613.24			
Special O&M Projects																		
None	1.00					50%	50%							\$ -	\$ -	\$ -	\$ -	
Subtotals														\$ -	\$ -	\$ -	\$ -	
Total - General O&M and Projects	20.00	58,032	73,975	74,717	206,724			\$ 1,250,656.32	\$ 14,000.00	\$ 804,564.00	\$ 153,000.00	\$ 180,000.00	\$ 2,402,220.32	\$ 1,587,607.08	\$ 814,613.24			

Footnotes:

* On quarterly invoices, IEUA will credit CBWM for an estimated pro rata cost share based on this cost sharing methodology
At the conclusion of the fiscal year upon obtaining final budget actuals, IEUA will account for a pro rata credit/debit to be applied to the then current fiscal invoicing cycle.

3/14/2024

For More Information Contact:

 Eddie Lin
 elin@ieua.org
 909.993.1740

See www.MWDh2o.com for the latest information from MWD and tune into livestream broadcasts of meetings.

State Water Project Table A Allocation Increase

On April 23, 2024, The Department of Water Resources announced an increase in the State Water Project Table A allocation from 30% to 40%. MWD has restarted surplus storage management programs including the Dry Year Yield Program.



MWD Approves Local Resource Program (LRP) Funding

On April 9, 2024, the MWD Board of Directors approved four LRP agreements to fund local water resiliency projects. The first LRP agreement with Eastern Municipal Water District is for up to 3,466 Acre-feet per year (AFY) from the Perris North Basin Groundwater Contamination Prevention and Remediation Program. The second LRP agreement is with Las Virgenes Municipal Water District for up to 5,000 AFY of treated recycled water from the Pure Water Project Las Virgenes-Triunfo. The third agreement with South Coast Water District is for up to 5,600 AFY of treated desalinated water from the Doheny Ocean Desalination Project. The fourth LRP agreement with Los Angeles Department of Water and Power is for up to 19,500 AFY or recycled water groundwater recharge in the San Fernando Valley.

MWD Board Appropriates Funds for Capital Investment Projects

On April 9, 2024, the MWD Board of directors appropriated \$636.48 million for projects identified in the Capital Investment Plan for Fiscal Year 2024/25 and 2025/26. The funding includes 539 major capital projects but does not include full-scale Pure Water Southern California. The majority of the funding will be used for the water treatment plants (\$122.8 million), distribution system (\$102.0 million), Colorado River Aqueduct (\$85.8 million), and dams & reservoirs (\$72.1 million).

MWD Board Approves Rate and Charges

On April 9, 2024, the MWD Board of Directors approved increased rates and charges. The approval included an ad valorem property tax rate increase to 0.0070%, up from 0.0035%. Untreated full-service water, which is what the IEUA service area receives, will increase 1% in 2025 and 8% in 2026 while treated full-service water will increase 11% in 2025 and 10% in 2026. The rate increases were paid with \$60 million per year in additional revenue from the sale of stored water. Next steps in the budget process include board action to approve the Standby Charge for Fiscal Year 2024/25 in May 2024 and Board action regarding fixing ad valorem property taxes in August 2024.

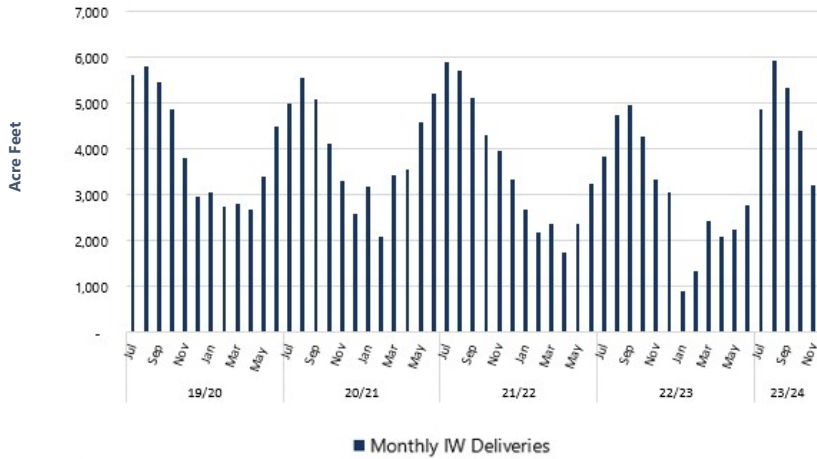
Rates & Charges Effective January 1st	Current 2024	Proposed 2025	% Increase (Decrease)	Proposed 2026	% Increase (Decrease)
Supply Rate (\$/AF)	\$332*	\$290	-13%	\$313	8%
System Access Rate (\$/AF)	\$389	\$463	19%	\$492	6%
System Power Rate (\$/AF)	\$182	\$159	-13%	\$179	13%
Treatment Surcharge (\$/AF)	\$353	\$483	37%	\$544	13%
Full Service Untreated (\$/AF)	\$903	\$912	1%	\$984	8%
Full Service Treated (\$/AF)	\$1,256	\$1,395	11%	\$1,528	10%
RTS Charge (\$M)	\$167	\$181	8%	\$188	4%
Capacity Charge (\$/cfs)	\$11,200	\$13,000	16%	\$14,500	12%
Overall Rate Increase			8.5%		8.5%

Approved Rates and Charges from April 2024, MWD Board of Directors.

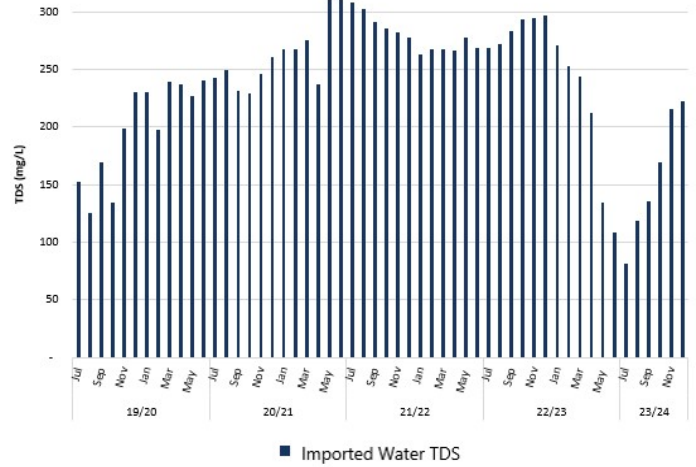
*Based on Tier 1 for 2024.

Imported Water

Full Service Imported Water Deliveries Summary
(FY 2019/20 to 2023/24)

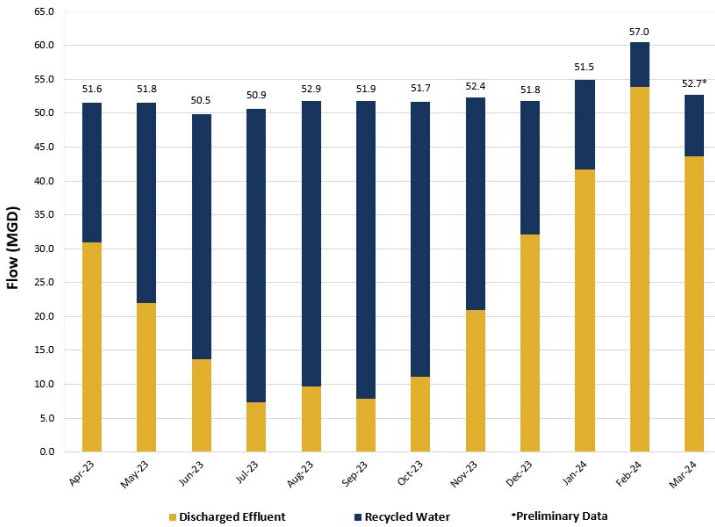


Imported Water TDS Summary
(FY 2019/20 to 2023/24)

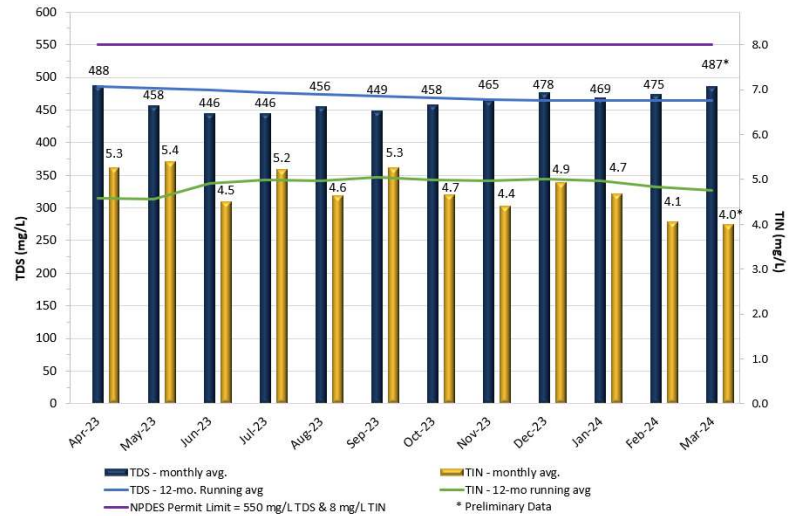


Recycled Water

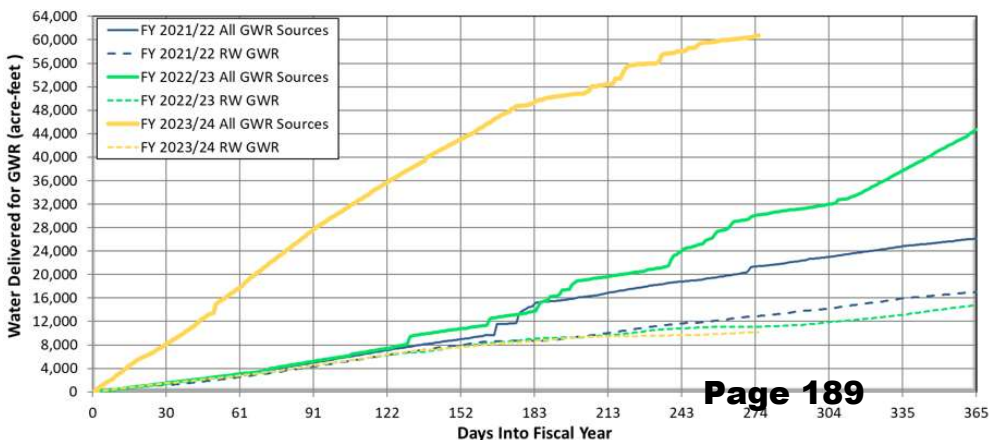
Recycled Water Use



Agency-Wide Effluent TDS & TIN



Groundwater Recharge



MARCH 2024 NOTES:

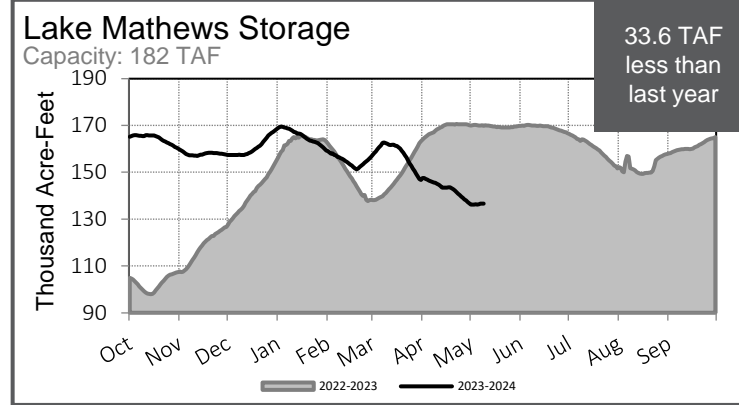
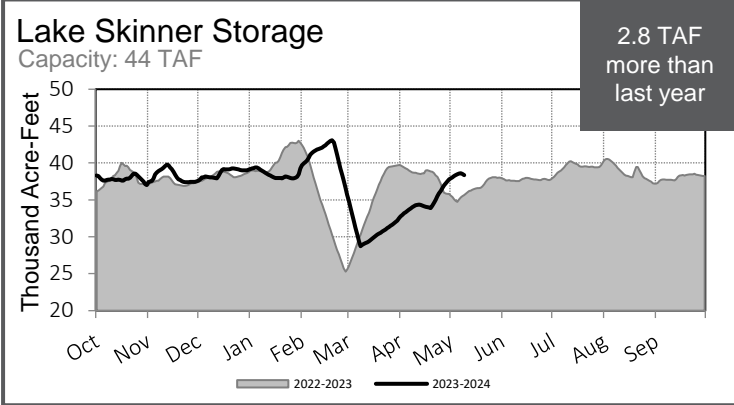
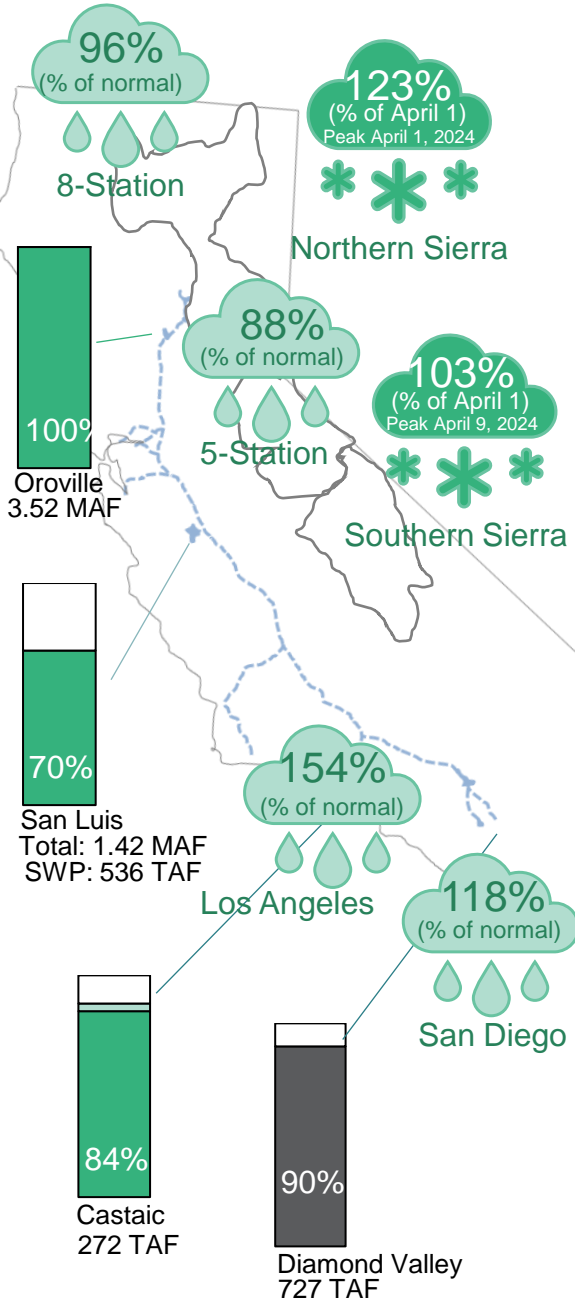
- Total stormwater and dry weather flow recharged was preliminarily estimated at 3,050 acre-feet.
- Recycled water delivered for recharge totaled 451 acre-feet.
- There was 388 acre-feet of imported water recharged in the Chino Basin from MWD and SAWCo.
- Chino Basin Watermaster removed 1.5% for evaporation losses from delivered supplemental water sources (imported water and recycled water).
- Considering evaporation losses, total recharge was preliminarily estimated at 3,876 acre-feet.



2024 SWP Table A – 40% - 764,600 AF

Projected 2024 CRA Diversions – 959,000 AF

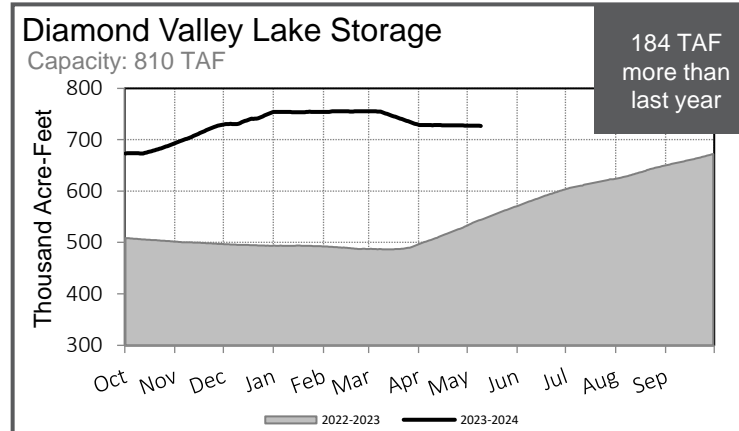
Metropolitan Resources



MWD WSDM Storage

Calendar Year 2024

	Put Capacity (2024)
Lake Mead ICS	78,000 acre-feet
State Water Project System	302,000 acre-feet
In-Region Supplies and WSDM Actions	109,000 acre-feet



Highlights

Learn how Metropolitan did in 2023:

<https://www.mwdh2o.com/media/vusdjm1t/2023-year-in-review.pdf>



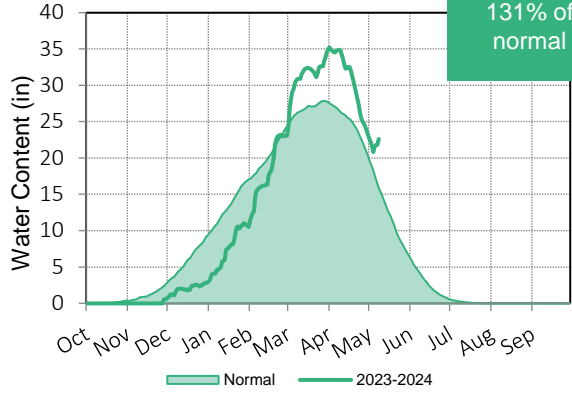
This report is produced by the Water Resource Management Group and contains information from various federal, state, and local agencies. The Metropolitan Water District of Southern California cannot guarantee the accuracy or completeness of this information. Readers should refer to the relevant state, federal, and local agencies for additional or for the most up to date water supply information. Reservoirs, lakes, aqueducts, maps, watersheds, and all other visual representations on this report are not drawn to scale.

State Water Project Resources

As of: 05/08/2024

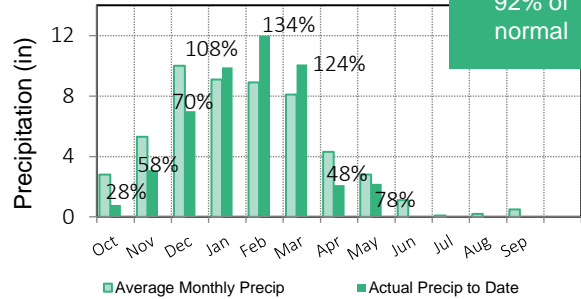
Northern Sierra Snowpack

22.6 in
131% of normal



8 Station Index Precipitation

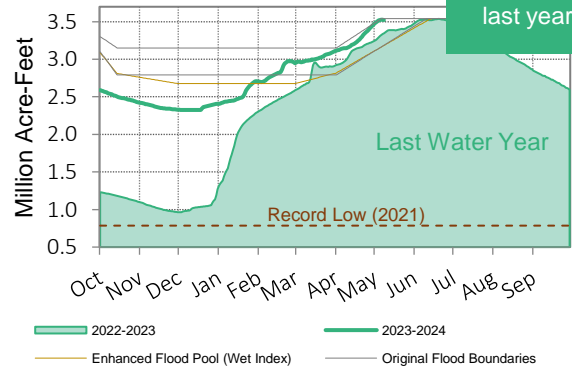
45.0 in
92% of normal



Oroville Reservoir Storage

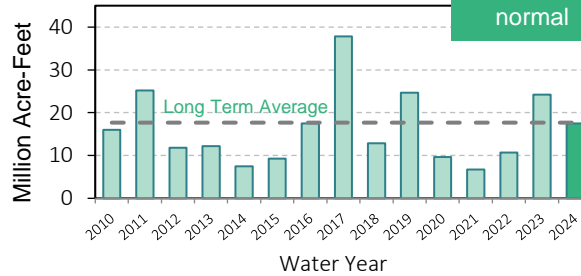
Capacity: 3.54 MAF

179 TAF
more than last year



Sacramento River Runoff

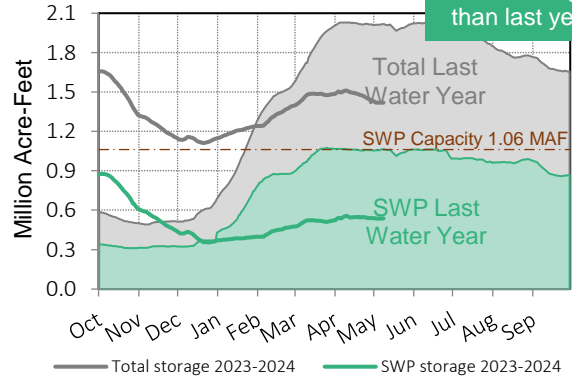
Forecast:
99% of normal



San Luis Reservoir Storage

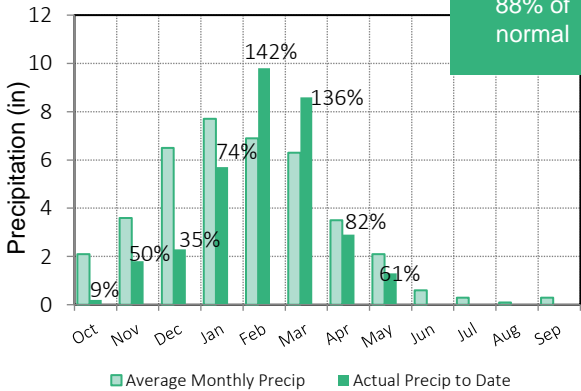
Capacity: 2.04 MAF

529 TAF less
SWP storage
than last year



5 Station Index Precipitation

32.6 in
88% of normal

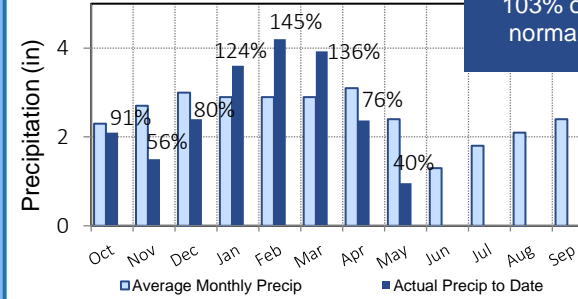


Colorado River Resources

As of: 05/08/2024

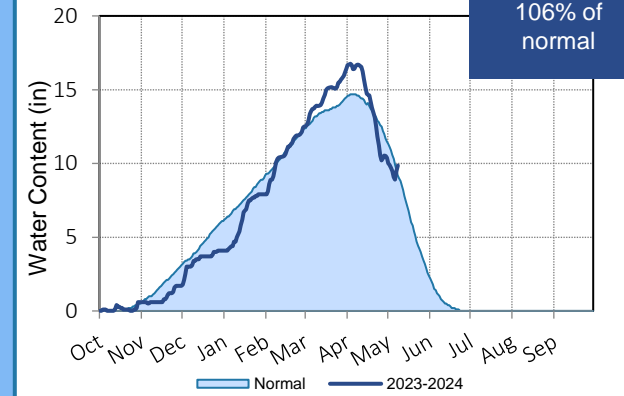
Upper Colorado Precipitation

21.1 in
103% of normal



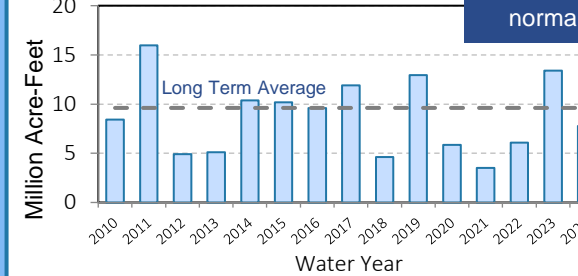
Upper Colorado Snowpack

9.9 in
106% of normal



Powell Unregulated Inflow

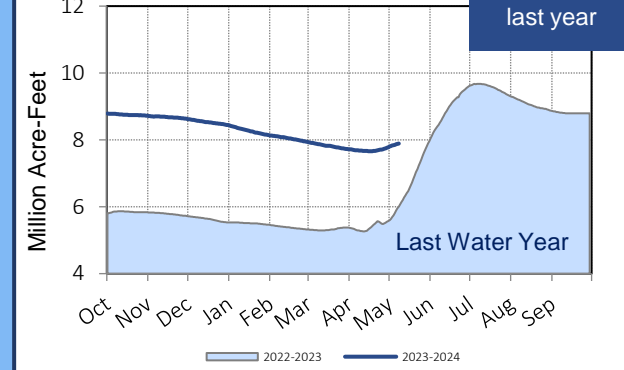
Forecast:
81% of normal



Lake Powell Storage

Capacity: 24.3 MAF

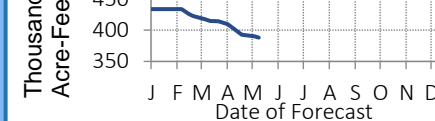
1.87 MAF
more than last year



PVID/Yuma Agricultural Use

Annual Forecasted for 2024

Forecasted
Use for 2024:
388 TAF



Projected Lake Mead ICS

Calendar Year 2024

Put (+) / Take (-)
58,000

Lake Mead Surplus/Shortage Outlook

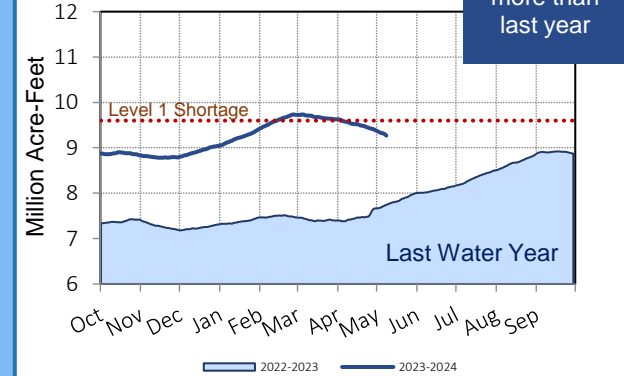
	2024	2025	2026
Surplus	0%	0%	0%
Shortage	100%	90%	83%
Metropolitan DCP*			10% 195 TAF

Likelihood based on results from the January 2024 CRMMS in Ensemble Model/CRSS model run. Includes DCP Contributions. Chance of required DCP contribution by Metropolitan. Volume is average contribution when needed.

Lake Mead Storage

Capacity: 26.1 MAF

1.53 MAF
more than last year





April 24, 2024

To: Inland Empire Utilities Agency

From: Michael Boccadoro
Beth Olhasso

RE: April Report

Overview:

As widely understood throughout the water community, California’s snowpack and above ground reservoirs are in very good shape as summer nears. California’s main storage reservoirs remain above average for this time of year and are being managed to capture snowmelt. The Department of Water Resources recently increased State Water to 40 percent.

Regulations limiting PFAS and Chrom-6 in drinking water were recently finalized. The Office of Health Hazard Assessment finalized a Public Health Goal for PFOA at 0.007 parts per trillion, and 1 ppt for PFOS. The State Water Resources Control Board finalized a Maximum Contaminant Level for Chrom 6 at 10 parts per billion.

The State Water Resources Control Board held their first workshop to establish a recycled water permit fee. The fee was approved in the state budget process in 2023 and is now working its way through the process at the State Board. There are several options on the table and stakeholders will continue work with state board staff on establishing the fee structure.

The California Air Resources Board (CARB) recently held the first workshop to address AB 1594, which requires CARB to more fully consider the fleet needs of public agencies in the Advanced Clean Fleets Regulations. CARB proposes to affirm which “traditional utility-specialized vehicles” are eligible for consideration under AB 1594, re-evaluate the 13 year minimum useful life threshold used to determine exemption eligibility, and to expand the existing daily use exemption to allow for more comprehensive usage data plans.

The Legislature is working through the 2,000 bills introduced at the beginning of the year. Key legislation includes amendments to the water-use efficiency regulations, delaying or exempting local governments from the Advanced Clean Fleets rule, changing how connection fees can be assessed, prohibiting “added PFAS” and others. Many of the bills IEUA identified concerns with have been amended to address IEUA’s concerns, but others will require more work as they move through the legislative process. Bills must be heard in committee before the April 26 policy committee deadline.

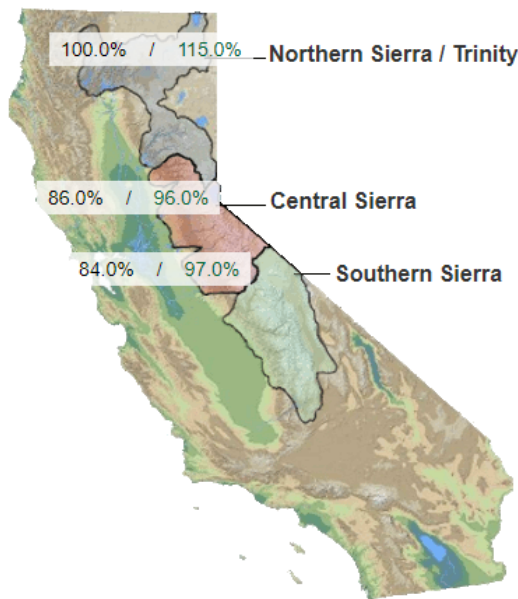
Inland Empire Utilities Agency Status Report – April 2024

Water Supply Conditions

The chance of any significant rain or snow has likely passed for 2024, and water managers are breathing a sigh of relief that levels across the state are in good shape. Reservoirs remain well above average for this time of year and are being managed for flood control. Lake Oroville is at 124 percent of average, 93 percent capacity; Shasta is at 116 percent average, 96 percent capacity; San Luis Reservoir is at 86 percent average, 72 percent capacity.

Data For: **22-Apr-2024**

% Apr 1 Avg. / % Normal for this Date



Change Date :

NORTH	
Data For: 22-Apr-2024	
Number of Stations Reporting	26
Average snow water equivalent	28.3"
Percent of April 1 Average	100%
Percent of normal for this date	115%

CENTRAL	
Data For: 22-Apr-2024	
Number of Stations Reporting	45
Average snow water equivalent	24.3"
Percent of April 1 Average	86%
Percent of normal for this date	96%

SOUTH	
Data For: 22-Apr-2024	
Number of Stations Reporting	23
Average snow water equivalent	18.0"
Percent of April 1 Average	84%
Percent of normal for this date	97%

STATEWIDE SUMMARY	
Data For: 22-Apr-2024	
Number of Stations Reporting	94
Average snow water equivalent	23.9"
Percent of April 1 Average	90%
Percent of normal for this date	102%

[Printable Version of Current Data](#)

Public Health Goal Adopted for PFAS

The Office of Environmental Health Hazard Assessment recently announced the adoption of Public Health Goals (PHGs) for PFOA and PFOS in drinking water. The final PHG for PFOA is 0.007 parts per trillion, and 1 ppt for PFOS. The recently released enforceable standard from US EPA is 4 ppt for PFOA and PFOS. The California PHG is the first step towards adoption of a Maximum Contaminant Level at the SWRCB.

SWRCB Adopts Chrom 6 MCL

The State Water Resources Control Board (SWRCB) recently adopted a new Maximum Contaminant Level of 10 parts per billion for Chrom-6 in drinking water. The rule should take effect in October. ACWA was successful in getting amendments to allow for compliance

timeline flexibility, consider unique circumstances and offer technical and financial support for low-income communities.

Southern California Steelhead Listed by Fish & Game Commission

The Fish and Game Commission recently voted to list the Southern California steelhead trout as endangered. The action guarantees protections from development and water diversions. ACWA was involved in the proceeding and was unsuccessful in delaying the listing.

SWRCB Proposes Recycled Water Permit Fee

The State Water Resources Control Board is working to implement a first time fee for water recyclers by adding a recycled water specific surcharge on certain permits. The State Board conducted their first stakeholder meeting where they presented three options for discussion:

- **Option A: Flat Surcharge for All Types of Recycled Water Produced**
The fee would be based on the type of recycled water produced. Fee would be assessed for water recycling requirements written in National Pollutant Discharge Elimination System (NPDES) permits, Waste Discharge Requirements (WDRs), and/or Water Recycling Requirements (WRRs).
- **Option B: Surcharge by Flow**
Fee would be based on permitted design flow for facility. Fee would be assessed for recycling requirements written in National Pollutant Discharge Elimination System (NPDES) permits, Waste Discharge Requirements (WDRs), and/or Water Recycling Requirements (WRRs).
- **Option C: Surcharge by Type of Recycled Water Produced and Flow**
Fee would be based on type of recycled water produced and permitted design flow. Fee would be assessed for recycling requirements written in National Pollutant Discharge Elimination System (NPDES) permits, Waste Discharge Requirements (WDRs), and/or Water Recycling Requirements (WRRs).

State Board staff are looking for feedback from interested parties. They intend to adopt the fee later this summer.

CARB Workshop on Advanced Clean Fleets

The California Air Resources Board (CARB) held its first workshop to address amendments to the Advanced Clean Fleets (ACF) regulation. AB 1594 requires CARB to more fully consider the fleet needs of public agencies. CARB proposes to affirm which “traditional utility-specialized vehicles” are eligible for consideration under AB 1594, re-evaluate the 13 year minimum useful life threshold used to determine exemption eligibility, and to expand the existing daily use exemption to allow for more comprehensive usage data plans.

ACWA has done a great job of leading a strong coalition to make the necessary changes for public agencies in the ACF rules.

FY 24-25 State Budget Update

California's budget woes continue. In January, Governor Newsom released his budget proposal for FY 24-25. While there are disagreements between the Legislative Analyst Office (LAO) and the Department of Finance on how significant the state's deficit is, it is clear to all parties that the budget situation is getting even worse. January tax receipts came in significantly under expectations causing the LAO to revise its deficit estimation to \$73 billion.

California lawmakers recently approved a bill with \$1.6 billion in budget fixes, part of a \$17 billion agreement to shave down the state's projected deficit. The Legislature's action comes after Gov. Gavin Newsom, Assembly Speaker Robert Rivas, D-Hollister, and Senate President Pro Tem Mike McGuire, D-Healdsburg, announced they had all agreed to the set of fiscal adjustments. The bill is considered "early action" because leaders are taking steps to address a projected budget deficit of up to \$73 billion before they enter into negotiations over the fiscal year 2024-2025 spending plan.

It is part of the overall early action package that contains \$17.3 billion in budget solutions, with \$3.6 billion in cuts, \$5.2 billion in revenue and borrowing, \$5.2 billion in delays and deferrals and \$3.4 billion in cost shifts from the general fund to other state accounts.

The Governor is expected to release his May Revise sometime during the first two weeks of May. This will kick off a flurry of budget activity ahead of ultimate adoption by June 15.

Legislative Update

The rush is on to pass the over 2,000 bills introduced since January 1 out of their first house policy committees by the end of April. Many of the "spot bills" introduced in the beginning of the year are taking amendments and moving through the committee process.

Hot topics for 2024 include:

Water Use Efficiency: There are six bills that have been introduced to change different aspects of the Making Conservation a California Way of Life regulations. It is clear that there will be some sort of discussion in the Legislature this year about water use efficiency regulations but what the ultimate approach will be after the recent revised draft from the SWRCB, is unclear. IEUA staff will continue to review and work with member agencies about the best approach. The bills include: AB 2894 (Gallagher); AB 3121 (Hart); SB 1110 (Ashby); SB 1185 (Niello); SB 1330 (Archuleta). AB 2894 and SB 1185 will not continue in 2024 while SB 1110 and SB 1330 made it out of their first policy with amendments that narrow the effectiveness of the bills. The Legislature seems hesitant to make changes to the regulations before they are finalized by the SWRCB. This could change once the regulations are final later this summer.

Water Quality/PFAS:

- AB 3073 (Haney), after successful intervention by CASA, the bill would create a pilot program for POTWs to voluntarily collect wastewater samples and send to the SWRCB for testing of "illicit substances." The bill passed out of Environmental Safety & Toxic Materials Committee and is awaiting action in the Appropriations Committee.

- SB 903 (Skinner), sponsored by CASA, would prohibit a person from distributing, selling or offering for sale a product that contains intentionally added PFAS. The bill passed out of Environmental Quality Committee and is awaiting action in the Appropriations Committee.
- SB 1147 (Portantino) was recently amended at the request of the water community to narrow the bill to require OEHHA and the State Board to adopt a standard testing methodology for microplastics. The bill passed out of the Environmental Quality Committee & Health Committee and is awaiting action on the Appropriations Committee

Connection Fees: The legislature is looking to address the state’s housing crisis by changing the way connection fees are collected. The bill with the most significant concerns for IEUA is SB 1210 (Skinner, D- Berkeley). The bill, as introduced, would have prevented a connection or capacity fee from exceeding one percent of the building permit value and would spread the connection fee collection out over a period of ten years. The bill was recently proposed to be amended to alleviate the concerns of the water community.

Flood Flows: SB 1390 (Caballero) attempts to ensure that regulations don’t get in the way when excess water is available for diversion for groundwater recharge. MWD has flagged the bill as potentially of concern because they don’t contain any provisions to protect existing water rights holders and has been working with the author on amendments. Amendments recently went into print look to address the issues MWD identified, though MWD hasn’t confirmed their position.

Advanced Clean Fleets: AB 2626 (Dixon) & AB 3219 (Sanchez) would both delay the Advanced Clean Fleets rules for local governments—neither bill advanced past the policy committee deadline.

Groundwater: AB 2079 (Bennett) was very recently amended. Mr. Bennett has historically been interested in SGMA regulated basins, however AB 2079 would put requirements on not only SGMA regulated basins, but also adjudicated basins. The bill would essentially impose a ban on new large-diameter, high capacity wells if the well would be within ¼ mile of a well used for domestic water supply or community water supply, or the well would be located within ¼ mile of an area that has subsided greater than half of a foot since January 1, 2015.

IEUA and other inland agencies have been working on amendments to the bill. The Water, Parks & Wildlife Committee has proposed amendments to the bill that would exempt wells of urban retail water suppliers, and groundwater remediation wells, which the author accepted, but are not yet in print.

Inland Empire Utilities Agency, a Municipal Water District Federal Update

April 24, 2024

FY25 Appropriations Update

Earlier this month, House Republican leadership announced that Rep. Tom Cole (R-OK) would be taking over as the new Chair of the Appropriations Committee. The previous Committee Chair Kay Granger (R-TX) announced last month that she was stepping down from the leadership position effective immediately. With the appointment of the new Chair, the House Appropriations Committee has been in the process of putting together guidance from Members on the Fiscal Year (FY) 2025 appropriations process. To date, the Committee has shared information with Members regarding programmatic and language requests but is still working on guidance related to community project requests. Over in the Senate, the Senate Appropriations Committee has provided deadlines to Senators for community project request submissions, which are due to the respective subcommittees the second week of May.

EPA Releases PFAS National Primary Drinking Water Regulation

The Environmental Protection Agency (EPA) released its final **PFAS National Primary Drinking Water Regulation**. This National Primary Drinking Water Regulation establishes the following legally enforceable Maximum Contaminant Levels (MCLs) for six per- and polyfluoroalkyl substances (PFAS) in drinking water:

Compound	Final MCLG	Final MCL (enforceable levels)
PFOA	Zero	4.0 parts per trillion (ppt) (also expressed as ng/L)
PFOS	Zero	4.0 ppt
PFHxS	10 ppt	10 ppt
PFNA	10 ppt	10 ppt
HFPO-DA (commonly known as GenX Chemicals)	10 ppt	10 ppt
Mixtures containing two or more of PFHxS, PFNA, HFPO-DA, and PFBS	1 (unitless) Hazard Index	1 (unitless) Hazard Index

The final rule will become effective 60 days after its publication in the *Federal Register*.

EPA Issues Final PFOA and PFOS CERCLA Rule

EPA released a [final rule](#) to designate perfluorooctanoic acid (PFOA) and perfluorooctanesulfonic acid (PFOS) as hazardous substances under the Comprehensive Environmental Response, Compensation, and Liability Act (CERCLA). The rule addresses PFOA and PFOS contamination by enabling investigations and cleanup of the chemicals and will ensure that leaks, spills, and other releases are reported. The final rule is effective 60 days following publication in the *Federal Register*.

Legislative Activity

PFAS Passive Receiver Companion Bill Introduced in the House. Reps. John Curtis (R-UT) and Marie Gluesenkamp Perez (D-WA) introduced the *Water Systems PFAS Liability Protection Act* ([H.R. 7499](#)). This bill would create a CERCLA liability exemption for PFAS releases from water and wastewater systems. This is a companion bill to Sen. Lummis' PFAS passive receivers bill in the Senate ([S. 1430](#)). The House bill was referred to the Committees on Energy and Commerce and Transportation for consideration, and the Senate bill was referred to the Committee on Environment and Public Works.

House and Senate Bills Introduced to Address WIFIA Cost Shares. Sen. Alex Padilla (D-CA) and Rep. Scott Peters (D-CA) introduced the *Drought Relief Obtained Using Government Help Today (DROUGHT)* ([H.R. 8030/S. 4134](#)). Currently, projects receiving assistance from the Water Infrastructure Finance and Innovation Act (WIFIA) Program cannot accept assistance from the federal government for more than 80 percent of project costs. The *DROUGHT Act* would raise the limit from 80 percent to 90 percent for projects in areas experiencing extreme drought or serving historically disadvantaged communities. The House bill was referred to the Committees on Energy and Commerce and Transportation for consideration, and the Senate bill was referred to the Committee on Environment and Public Works.

LIHWAP Reauthorization Bill Introduced in the House. A bipartisan group of House Members led by Rep. Eric Sorensen (D-IL) introduced the *Low-Income Household Water Assistance Program (LIHWAP) Establishment Act* ([H.R. 8032](#)). This bill is the companion bill to the Senate version that was introduced by Sen. Padilla ([S. 3830](#)), which would reauthorize the LIHWAP program. LIHWAP funds subsidies to utilities to assist low-income households with paying for clean water and wastewater services. The House bill was referred to the Committees on Energy and Commerce and Transportation for consideration, and the Senate bill was referred to the Committee on Health, Education, Labor, and Pensions for consideration.

House Democrats Introduce Bill to Reauthorize Large-Scale Water Recycling Program. Reps. Grace Napolitano (D-CA), Jared Huffman (D-CA), Susie Lee (D-NV), and Raúl Grijalva (D-AZ) introduced the *Large-Scale Water Recycling and Investment Act of 2024* ([H.R. 7990](#)). The legislation would provide an additional \$550 million to the previously authorized \$450 million for new water recycling projects led by state, tribal, or local water authorities. The legislation would require that projects cost at least \$1 billion,

double the current project threshold of \$500 million. The bill was referred to the Committee on Natural Resources for consideration.

California Representatives Introduce Bill to Remove Nitrate and Arsenic from Drinking Water. Reps. Norma Torres (D-CA) and David Valadao (R-CA) introduced the *Remove Nitrate and Arsenic in Drinking Water Act* ([H.R. 7916](#)). The bill would amend the Safe Drinking Water Act to establish an annual \$15 million grant program for reducing nitrate and arsenic concentrations in drinking water supplies. The bill would also direct EPA to consider the needs of low-income and disadvantaged populations impacted by drinking water contamination. The bill was referred to the House Committee on Energy and Commerce for consideration.

Federal Funding Opportunities & Announcements

DOI Announces \$19 Million for Installation of Solar Panels over Canals. The Department of the Interior (DOI) [announced](#) \$19 million for projects to install solar panels over selected canals in California, Oregon, and Utah. Installation of solar panels over canals provides renewable electricity generation with increased production due to the cooling effect of water beneath the panels, as well as reduces evaporation losses from canals.

EPA Announces National Clean Investment Fund and Clean Communities Investment Accelerator Awardees. EPA announced awardees for the \$14 billion [National Clean Investment Fund](#) and \$6 billion [Clean Communities Investment Accelerator](#) through the Greenhouse Gas Reduction Fund (GGRF). The recipients in each program will establish clean energy financing and technical assistance hubs to provide assistance and funding for low-income and disadvantaged communities to deploy distributed energy resources and develop net-zero building and zero-emission transportation projects.

EPA Announces Solar for All Grants. EPA [announced](#) \$7 billion for 60 projects in 25 states and territories through the Solar for All grant program. The grants will provide funding to develop solar programs for low-income communities to deploy distributed residential solar. The selected applicants will focus on developing local clean energy workforces to expand job opportunities.

EPA Releases Clean Heavy-Duty Vehicles NOFO. EPA released a [NOFO](#) for \$932 million through the Clean Heavy-Duty Vehicles Grant Program. Funding will support the replacement of qualifying heavy-duty vehicles with zero-emissions vehicles to reduce climate and air pollution. Applications are due by July 25th.

Reclamation Announces Water Management and Forecasting Grants. The Bureau of Reclamation (Reclamation) [announced](#) \$13.3 million in grants for 51 applied science projects in 12 states through the WaterSMART Program. The funding will support development of modeling and forecasting tools, hydrological data platforms, and new data sets to inform water resource management.

Federal Agency Personnel & Regulatory Announcements

White House Announces Climate and Trade Task Force. White House announced the creation of the Climate and Trade Task Force. The Task Force will focus on creating a climate-friendly trading system that prevents pollution and carbon dumping, which is the manufacture of goods with weak environmental regulations for trade elsewhere.

OMB Releases AI Guidance. The Office of Management and Budget (OMB) [released](#) new guidance on federal government use of artificial intelligence (AI). The guidelines will require agencies to verify that AI tools do not harm the rights and safety of citizens and will require annual publication of AI systems used, including risk assessments of those systems. Each agency will also be required to appointment a chief AI officer to oversee technology development.

CISA Releases CIRCIA Reporting Requirements NPRM. The Cybersecurity and Infrastructure Security Agency (CISA) released a [notice of proposed rulemaking](#) (NPRM) for Cyber Incident Reporting for Critical Infrastructure Act (CIRCIA) Reporting Requirements. CISA is requesting comments on timeframes for covered entities to report cyber incidents, ransom payments made in response to a ransomware attack, and any substantial new or different information discovered related to a previously submitted report. Comments are due by June 3rd.

EPA Releases Final Rule on CWA Analysis of Effluent. EPA released a [final rule](#) titled “Clean Water Act (CWA) Methods Update Rule for the Analysis of Effluent.” This rule updates test procedures under the CWA used by industry and municipalities when analyzing the chemical, physical, and biological composition of wastewater through the National Pollutant Discharge Elimination System permit program. The rule is effective on June 17th.

EPA Releases Updated Interim Guidance on PFAS Disposal. EPA released and an [update](#) to its “Interim Guidance on the Destruction and Disposal of Perfluoroalkyl and Polyfluoroalkyl Substances and Materials Containing Perfluoroalkyl and Polyfluoroalkyl Substances.” The updated guidance provides information that managers of PFAS waste can use to evaluate the most appropriate destruction, disposal, or storage method among those currently available.

EPA Releases GHG Standards for Heavy-Duty Vehicles Final Rule. EPA released a [final rule](#) titled “Greenhouse Gas Emissions Standards for Heavy-Duty Vehicles – Phase 3.” The new standards will phase in starting with model year 2027 vehicles and will apply to all model years beginning 2032. The rule is effective on June 21st.

EPA Releases New Water Reuse and Natural-based Solutions Webpage. EPA released a [new website](#) focused on water reuse and nature-based solutions. The webpage identifies the multiple benefits of nature-based solutions and water reuse project examples.

EPA Releases WRAP Annual Progress Update. EPA [released](#) the “Water Reuse Action Plan (WRAP) Annual Progress Update.” The WRAP collaborative began four years ago and supports potable and non-potable water reuse nationwide.

EPA Announces EJ Online Clearinghouse. EPA announced the [Environmental Justice Clearinghouse](#), an online collection of environmental justice (EJ) resources. EPA is [accepting feedback](#) and the Clearinghouse will be updated on a rolling basis.

EPA Launches Permit Transparency Website. EPA launched a [new website](#) focused on providing transparency in the environmental permitting process. The new website provides centralized information about EPA permitting programs, public facing reports and resources, Fixing America’s Surface Transportation Act Title 41 (FAST-41) information, and Inflation Reduction Act funding information related to streamlining the permitting process.

FEMA Seeks National Advisory Council Applicants. FEMA is [accepting applications](#) for nine discipline-specific positions and two Administrator selections to serve on the National Advisory Council (NAC). NAC advises the FEMA Administrator on all aspects of emergency management, incorporating input from and ensuring coordination with tribal, state, territorial and local governments, and non-governmental and private stakeholders. Applications are due by May 12th.

IRS Updates Clean Vehicle Tax Credit FAQ. The Internal Revenue Service (IRS) released an [updated FAQ](#) on clean vehicle tax credits. The FAQ provides information on qualifying new, previously owned, and commercial clean vehicles.

###

IEUA BILLS— April 25, 2024

Bill Number	Author/Sponsor	Title and/or Summary	Summary	IEUA Position/ Bill Location	Positions Taken by Associations & Regional Agencies
Bills With Positions					
AB 1820	Schiavo (D)	Housing development projects: applications: fees and exactions.	This bill would authorize a development proponent that submits a preliminary application for a housing development project to request a preliminary fee and exaction estimate, as defined, and would require the local agency to provide the estimate within 20 business days of the submission of the preliminary application. For development fees imposed by an agency other than a city or county, the bill would require the development proponent to request the fee schedule from the agency that imposes the fee.	Neutral Local Government 4/24	ACWA- Neutral
AB 2079	Bennett (D)	Groundwater extraction: large-diameter, high-capacity wells: permits.	This bill would require a local enforcement agency, as defined, to perform specified activities at least 30 days before determining whether to approve a permit for a new large-diameter, high-capacity well, as defined. By imposing additional requirements on a local enforcement agency, the bill would impose a state-mandated local program. The bill would require a groundwater sustainability agency with oversight for the area of the basin where the local enforcement agency has well permitting jurisdiction to provide specified information to the local enforcement agency, including, but not limited to, the name of the applicable groundwater sustainability agency, the agency manager and contact information, and the applicable sustainable management criteria related to groundwater levels, including the groundwater level measurable objectives and minimum thresholds. The bill would provide various requirements for the local enforcement agency to consider before approving or denying a permit. The bill would provide exemptions for its provisions for specified wells if they are proposed to be constructed with well screens and pump depths below the applicable minimum thresholds for groundwater levels as reported by the groundwater sustainability agency. The bill would provide that its provisions apply only to applications for permits for the construction, maintenance, abandonment, or destruction of water wells in basins identified in the Department of Water Resources Bulletin 118.	OPPOSE UNLESS AMENDED- Assm. Appr Comm	ACWA oppose unless amended
SB 366	Caballero (D)	The California Water Plan:	This bill would revise and recast certain provisions regarding The California Water Plan to, among other things, require the department to	SUPPORT	ACWA support SCWC Support

Note: Bills in Italics have failed and will not continue in 2024.

	CMUA	long-term supply targets	instead establish a stakeholder advisory committee and to expand the membership of the committee to include tribes, labor, and environmental justice interests. The bill would require the department, in coordination with the California Water Commission, the State Water Resources Control Board, other state and federal agencies as appropriate, and the stakeholder advisory committee to develop a comprehensive plan for addressing the state's water needs and meeting specified long-term water supply targets established by the bill for purposes of "The California Water Plan."	TWO YEAR BILL Asm. Water, Parks & Wildlife Committee	
SB 903	Skinner (D)	Environmental health: product safety: perfluoroalkyl and polyfluoroalkyl substances.	This bill would, beginning January 1, 2030, prohibit a person from distributing, selling, or offering for sale a product that contains intentionally added PFAS, as defined, unless the Department of Toxic Substances Control has made a determination that the use of PFAS in the product is a currently unavoidable use, the prohibition is preempted by federal law, or the product is used. The bill would specify the criteria and procedures for determining whether the use of PFAS in a product is a currently unavoidable use, for renewing that determination, and for revoking that determination. The bill would require the department to maintain on its internet website a list of each determination of currently unavoidable use, when each determination expires, and the products and uses that are exempt from the prohibition. The bill would impose a civil penalty for a violation of the prohibition, as specified. The bill would establish the PFAS Penalty Account and require all civil penalties received to be deposited into that account and, upon appropriation by the Legislature, to be used for the administration and enforcement of these provisions, as specified. This bill would, by January 1, 2027, require the department to adopt regulations to carry out the provisions of this bill. The bill would require the regulations to establish and provide for the assessment of an application fee. The bill would create the PFAS Oversight Fund and require all application fees to be deposited into the fund. The bill would require moneys in the account, upon appropriation by the Legislature, to be used to cover the department's reasonable costs of administering this act. This bill contains other existing laws.	SUPPORT Senate Appropriations Committee	CASA Sponsor ACWA Support
SB 937	Wiener	Development projects: permits and other entitlements: fees and charges	This bill would extend by 24 months the period for the expiration, effectuation, or utilization of a housing entitlement, entitlement for a priority residential development project, as those terms are defined, that was issued before January 1, 2024, and that will expire before December 31, 2025, except as specified. The bill would toll this 24-month extension during any time that the housing entitlement is the subject of a legal challenge. By adding to the duties of local officials with respect to housing entitlements, this bill would impose a state-mandated local program. The bill would include findings that changes proposed by this bill address a matter of statewide concern rather than a municipal affair and, therefore, apply to all cities, including charter cities.	Neutral Sen. Appropriations Committee	ACWA Neutral
SB 1210	Skinner (D)	New housing construction:	This bill would, for new housing construction, require the above-described utilities, on or before January 1, 2026, to publicly post on their internet	Neutral	ACWA, CMUA Neutral

Note: Bills in Italics have failed and will not continue in 2024.

		electrical, gas, sewer, and water service connections: charges	websites (1) the schedule of fees for a service connection, capacity, or other point of connection charge for each housing development type, including, but not limited to, accessory dwelling unit, mixed-use, multifamily, and single-family developments, except as specified, and (2) the estimated timeframes for completing typical service connections needed for each housing development type, as specified. The bill would exempt from its provisions an independent special district that does not maintain an internet website due to a hardship, as provided. To the extent that this bill imposes new requirements on certain local agencies, the bill would impose a state-mandated local program. This bill contains other related provisions and other existing laws.	Sen. Appropriations Committee	
SB 1218	Newman (D)	Water: emergency water supplies	This bill would declare that it is the established policy of the state to encourage and incentivize, but not mandate, the development of emergency water supplies, and to support their use during times of water shortage.	SUPPORT Sen. Appropriations Committee	IRWD Sponsor SCWC Support
Priority Watch Bills					
AB 817	Pacheco (D)	Open meetings: teleconferencing: subsidiary body	This bill, until January 1, 2026, would authorize a subsidiary body, as defined, to use similar alternative teleconferencing provisions and would impose requirements for notice, agenda, and public participation, as prescribed. In order to use teleconferencing pursuant to this act, the bill would require the legislative body that established the subsidiary body by charter, ordinance, resolution, or other formal action to make specified findings by majority vote, before the subsidiary body uses teleconferencing for the first time and every 12 months thereafter.	TWO YEAR BILL Senate Rules Committee	ACWA Support
AB 1573	Friedman (D)	Water conservation: landscape design: model ordinance	This bill would require the updated model ordinance to include provisions that require that plants included in a landscape design plan be selected based on their adaptability to climatic, geological, and topographical conditions of the project site, as specified. The bill would also exempt landscaping that is part of a culturally specific project, as defined, ecological restoration projects that do not require a permanent irrigation system, mined-land reclamation projects that do not require a permanent irrigation system, and existing plant collections, as part of botanical gardens and arboretums open to the public, from the model ordinance. The bill would require the updated model ordinance to include provisions that, among other changes, prohibit the use of traditional overhead sprinklers on all new and rehabilitated landscapes and require that new and rehabilitated landscapes use only water efficient irrigation devices.	TWO YEAR BILL Senate Floor	ACWA- Oppose unless amended
AB 1827	Papan (D)	Local government: fees and charges: water: higher-consumptive water parcels.	This bill would provide that the fees or charges for property-related water service imposed or increased, as specified, may include the incrementally higher costs of water service due to specified factors, including the higher water usage demand of parcels. The bill would provide that the costs associated with higher water usage demands, the maximum potential water use, or a projected peak water usage demand may be allocated using any method that reasonably assesses the water service provider's cost of serving	Local Gov Comm.	IRWD Sponsor ACWA, SCWC Support

Note: Bills in Italics have failed and will not continue in 2024.

			those parcels that are increasing potential water usage demand, maximum potential water use, or project peak water use demand. The bill would declare that these provisions are declaratory of existing law. This bill contains other existing laws.		
AB 2257	Wilson (D)	Local government: property-related water and sewer fees and assessments: remedies.	This bill would prohibit, if a local agency complies with specified procedures, a person or entity from bringing a judicial action or proceeding alleging noncompliance with the constitutional provisions for any new, increased, or extended fee or assessment, as defined, unless that person or entity has timely submitted to the local agency a written objection to that fee or assessment that specifies the grounds for alleging noncompliance, as specified. This bill would provide that local agency responses to the timely submitted written objections shall go to the weight of the evidence supporting the agency's compliance with the substantive limitations on fees and assessments imposed by the constitutional provisions. The bill would also prohibit an independent cause of action as to the adequacy of the local agency's responses. This bill contains other related provisions and other existing laws.	Local Gov Comm. 5/1	ACWA Sponsored bill
AB 2346	Lee (D)	Organic waste reduction regulations: procurement of recovered organic waste products.	This bill would authorize local jurisdictions to be credited for the procurement of recovered organic waste products through an agreement with a direct service provider, as defined, and would allow the direct service provider agreement to include the procurement of recovered organic waste products on a prospective or retrospective basis as long as the purchase of those products occurs during the year for which the local jurisdiction seeks credit. The bill would also authorize local jurisdictions to count towards their procurement targets, compost produced and procured from specified compost operations, as defined, and, until 2030, investments made for the expansion of the capacity of compostable materials handling operations or community composting operations, as provided.	Asm Appr. Comm	
AB 2409	Papan (D)	Office of Planning and Research: permitting accountability transparency dashboard.	The bill would also require the dashboard to include, but not be limited to, information for each permit to be issued by a state agency that is required for the completion of the project, including, among other requirements, the permit application submission date. The bill would require each state agency with a responsibility for issuing a permit for a covered project to provide information in the appropriate time and manner as determined by the office. The bill would also make related findings and declarations.	Asm. Appr. Comm	CMUA Sponsor
AB 2515	Papan (D)	Menstrual products: perfluoroalkyl and polyfluoroalkyl substances (PFAS)	This bill would similarly prohibit any person from selling in the state any menstrual products that contain regulated PFAS, as defined. The bill would require, no later than January 1, 2027, the Department of Toxic Substances Control (DTSC), in consultation with the State Department of Public Health, to identify and assess the hazards of chemicals or chemical classes that can provide the same or similar function in menstrual products as regulated PFAS and that can impact vulnerable populations and to make this information publicly available on the DTSC's internet website. The bill would authorize the department to adopt regulations, as specified, for the purposes of implementing and enforcing these provisions. The bill would	Asm. Appr. Comm	

Note: Bills in Italics have failed and will not continue in 2024.

			make a violation of these provisions punishable by civil fines, as specified, and would make any fine or order by the department appealable to the Board of Environmental Safety. The bill would create, and would require all fines collected by the department to be deposited in, the T.A.M.P.O.N. Act Fund. The bill would also authorize any person to bring an action in superior court for a violation of this prohibition, and would authorize the court to grant injunctive relief. This bill contains other existing laws.		
<i>AB 2626</i>	<i>Dixon (R)</i>	<i>Advanced Clean Fleets regulations: local governments.</i>	<i>This bill would extend the compliance dates for local government set forth in the Advanced Clean Fleets Regulation by 10 years. The bill would prohibit the state board from taking enforcement action against a local government for violating the Advanced Clean Fleets Regulation if the alleged violation occurs before January 1, 2025. This bill contains other existing laws.</i>	<i>Failed deadline</i>	
AB 2729	Patterson, Joe (R)	Residential Fees and Charges	Existing law prohibits a local agency that imposes fees or charges on a residential development for the construction of public improvements or facilities from requiring the payment of those fees or charges until the date of the final inspection or the date the certificate of occupancy is issued, whichever occurs first, except that the payment may be required sooner if the local agency determines that the fees or charges will be collected for public improvements or facilities for which an account has been established and funds appropriated and for which the local agency has adopted a proposed construction schedule or plan prior to final inspection or issuance of the certificate of occupancy, or if the fees or charges are to reimburse the local agency for expenditures previously made. This bill would delete the above-described authorization for a local agency to require payment of fees or charges prior to the date of final inspection or issuance of the certificate of occupancy, whichever occurs first.	Asm. Appr. Comm	
AB 2735	Rubio, B (D)	Joint powers agreements: public utilities	This bill would authorize a public utility, as defined, to enter into a joint powers agreement with a public agency for the purpose of jointly exercising any power common to the contracting parties. The bill would also authorize a public utility and one or more public agencies to provide insurance, as specified, by a joint powers agreement. The bill would also authorize a public utility and one or more public agencies to enter into a joint powers agreement for the purposes of risk-pooling, as specified.	Asm. Appr Comm	CA Water Assn. Sponsor
AB 2875	Friedman (D)	Wetlands: state policy	This bill would declare that it is the policy of the state to ensure no net loss and long-term gain in the quantity, quality, and permanence of wetlands acreage and values in California. The bill would make related legislative findings and declarations.	Asm Appr Comm.	
AB 2947	Lackey (R)	Water: turfgrass conversion	This bill would prohibit the department, when it allocates funding for turf replacement programs, from excluding urban water suppliers' turfgrass conversion rebate programs if the rebate program requires the recipient of a rebate to achieve a net water savings and to use the most efficient turfgrass irrigation equipment, as provided. The bill would require an urban water supplier that offers a turfgrass conversion rebate program to report annually	Asms. Appr Comm	Sponsor: Scott's Miracle Grow

Note: Bills in Italics have failed and will not continue in 2024.

			to the department on the number of turfgrass conversions that are funded through the program and the estimated water savings from the program.		
<i>AB 3050</i>	<i>Low (D)</i>	<i>Artificial intelligence</i>	<i>This bill would require the Department of Technology to issue regulations to establish standards for watermarks to be included in covered AI-generated material, as defined. The bill would require the department's standard to, at minimum, require an AI-generating entity to include digital content provenance in the watermarks. The bill would prohibit an AI-generating entity from creating covered AI-generated material unless the material includes a watermark that meets the standards established by the department. The bill would provide that the prohibition becomes operative on the date that is one year after the date on which the department issues the regulations to establish standards for watermarks. This bill contains other related provisions and other existing laws.</i>	<i>Failed Deadline</i>	
AB 3073	Haney (D)	Wastewater testing: illicit substances	The bill would require the department, on or before July 1, 2025, to solicit voluntary participation from local public health agencies and wastewater treatment facilities, as specified. The bill would require the department to work with the participating agencies and facilities to collect samples and to arrange for those samples to be tested by qualified laboratories. The bill would require the department, in consultation with public health agencies and subject matter experts, to analyze test results to determine possible public health interventions.	Asm. Appr. Comm	CASA Support ACWA Watch
AB 3121	Hart (D)	Urban retail water suppliers: written notice: conservation order: dates.	This bill would instead provide that the date the board is authorized to issue a written notice to January 1, 2026 and a conservation order to January 1, 2027.	Asm. Appr Comm.	
<i>AB 3219</i>	<i>Shanchez (R)</i>	<i>Advanced Clean Fleets regulations: local governments</i>	<i>This bill would provide that the requirements of the Advanced Clean Fleets Regulation do not apply to the purchase by a local government of vehicles with a gross vehicle weight rating greater than 8,500 pounds if the price of the zero-emission version of a vehicle is more than an unspecified percentage of the price of a comparable internal combustion engine version of that vehicle.</i>	<i>Failed Deadline</i>	
SB 1110	Ashby (D)	Urban retail water suppliers: informational order: conservation order	This bill would require the board to additionally consider lower cost actions the water supplier has implemented or will implement in order to help the water supplier achieve overall water supply resiliency in determining whether to issue an informational order. This bill contains other related provisions and other existing laws.	Sen Appr Comm	ACWA Favor
SB 1135	Limon (D)	Greenhouse Gas Reduction Fund: income taxes: credit	This bill, in the 2025–26 fiscal year through the 2035–36 fiscal year, would transfer 1% of the annual proceeds of the Greenhouse Gas Reduction Fund, not to exceed \$120,000,000 per fiscal year, to the California Compost Tax Credit Fund, which the bill would establish. This bill contains other related provisions and other existing laws.	Sen Appr. Comm	

Note: Bills in Italics have failed and will not continue in 2024.

SB 1147	<i>Portantino (D)</i>	<i>Drinking water: bottled water: microplastics levels</i>	<i>This bill would require, among other things, the Office of Environmental Health Hazard Assessment (OEHHA) to study the health impacts of microplastics in drinking water, including bottled water, in order to evaluate and identify safe and unsafe levels of microplastics in those types of water, and, on or before January 1, 2026, to develop and deliver to the state board, among other things, public health standards and goals for a safe level of microplastics in those waters. The bill would require the state board, on or before January 1, 2028, to adopt and implement those public health standards and goals developed and delivered by OEHHA, and to provide those public health standards and goals to local water agencies, along with other specified information provided by OEHHA. The bill would also require the state board to establish testing and reporting requirements for an annual testing of microplastics in bottled water sold in or into this state, as specified.</i>	<i>Failed Deadline</i>	<i>ACWA & CASA oppose unless amended</i>
SB 1259	<i>Niello (R)</i>	<i>California Environmental Quality Act: judicial review</i>	<i>The bill would authorize the motion to be heard on shortened time at the court's discretion. The bill would authorize a plaintiff or petitioner to request the court's permission to withhold the public disclosure of a person or entity who made a monetary contribution. The bill also would require the plaintiff or petitioner to use reasonable efforts to identify the actual persons or entities that are the true source of the contributions, to include the exact total amount contributed, and to identify any pecuniary or business interest related to the project of any person or entity that contributes in excess of \$10,000 to the costs of the action, as specified. The bill would, except as provided, prohibit those disclosures from being admissible into evidence for any purpose. The bill would provide that a failure to comply with these requirements may be grounds for dismissal of the action by the court.</i>	<i>Failed passage in Env. Quality</i>	
SB 1330	Archuleta (D)	Urban retail water supplier: water use	This bill would require the board to adopt variances recommended by the department for unique uses that can have a material effect on an urban retail water supplier's urban water use objective. The bill would provide that variances adopted by the board shall not be subject to a threshold of significance. The bill would require an urban retail water supplier to self-certify the amount of water included in its urban water use objective that is attributable to a variance.	Sen. Appr. Comm	ACWA Support
SB 1390	Caballero (D)	Groundwater recharge: floodflows: diversion	This bill would extend the operation of these requirements to diversions commenced before January 1, 2034. The bill would revise, recast, and expand the conditions that are required to be met to include a requirement that a local or regional agency make a declaration that its proposed diversion is in accordance with one of certain enumerated plans relating to flood control or flood risk, as specified, or a county emergency operations plan. The bill would also require the final report to contain information, if applicable, describing the forecasting models used to determine a likely imminent escape of surface water and a description of the methodology used to determine the abatement of flood conditions.	Sen Appr. Comm	

Note: Bills in Italics have failed and will not continue in 2024.

SB 1402	Min (D)	30x30 goal: state agencies: adoption, revision, or establishment of plans, policies, and regulations	This bill would require all state agencies, departments, boards, offices, commissions, and conservancies to consider the 30x30 goal when adopting, revising, or establishing plans, policies, and regulations.	Sen Appr Comm.	
------------	---------	--	--	----------------	--

Note: Bills in Italics have failed and will not continue in 2024.